

2026

Complete Catalog of Laboratory Equipment

SINCE 1889



Yamato

PRODUCT CATALOG

Yamato Scientific
America

Innovating Science for over 130 Years

Yamato Scientific first introduced its product line to the U.S. market in 1982 under the corporate name of a leading U.S. scientific product distributor. As a pioneer in laboratory innovation, Yamato was among the first to incorporate microprocessor-based temperature control with self-diagnostic features into its line of thermal processing equipment — setting new standards for precision and reliability.

Established in 1989, **Yamato Scientific America Inc. (YSA)** was founded to provide a comprehensive range of general laboratory products to the U.S. market. Our offerings include *ovens, muffle furnaces, sterilizers, incubators, rotary evaporators, analyzers, data loggers, water baths, circulators, cold traps, spray dryers, freeze dryers, water purification systems, stirrers, shakers, laboratory washers, environmental chambers, freezers, refrigerators, and custom-made industrial products.*

In November 2025, Yamato Scientific America relocated its headquarters to **San Jose, California**, positioning us closer to our customers and at the heart of one of the world's most dynamic innovation hubs. From this strategic location, we provide sales, marketing, and technical support to a wide range of industries — including food, chemical, technology, automotive, energy, pharmaceutical, governmental, and academic sectors.

As part of our continued growth, we are expanding our business into the life sciences, reinforcing our dedication to advancing innovation across the scientific community. This strategic expansion enables us to serve a broader range of research disciplines — from biotechnology and pharmaceuticals to diagnostics and healthcare innovation. By integrating life science solutions into our portfolio, we strengthen our commitment to **delivering innovative, reliable, and comprehensive solutions** that empower researchers and institutions to achieve new scientific and technological breakthroughs.



Industry Standards Compliance



Customer Service

Our Customer Service Team is here to support you with sales estimates, product literature, product selection guidance, replacement parts, accessories, customization options, and more.

8am to 5pm PST

Phone: 1.800.292.6286 x 1

International: 1.408.235.7725

Fax: 1.408.235.7730

Email: customerservice@yamato-usa.com

Technical Support

Our online Technical Support Center provides customers with FAQs, setup guides, step-by-step troubleshooting solutions, and product manuals. For added support, live assistance is also available Monday through Friday.

8am to 5pm PST

Phone: 1.800.292.6286 x 2

International: 1.408.235.7725

Fax: 1.408.235.7730

Email: technical@yamato-usa.com

SINCE 1889



Yamato Scientific
America

Table of Contents

[Click Product Category](#)
to be directed to the right page

Bath

Cell Imaging and Separation System

Chamber and Workstation

Customized Industrial Product

Electrophoresis Observation Device

Freeze Dryer

Freezer and Refrigerator

Glassware Washer

Incubator

Muffle Furnace

Oven

Plasma Treater

Pulverizer

Rotary Evaporator

Spray Dryer

Sterilizer

Stirrer and Shaker

Thermal Resistivity Test System

Water Circulator and Cold Trap

Water Purification System

Pictures, information and technical specifications in this catalog are subject to change without prior notice. ©2026 Yamato Scientific America Inc. All rights reserved.



Yamato Baths

Contents

Bath Overview	Page 2
----------------------------	--------

Water Bath

BM Series	Page 3
-----------------	--------

Oil Bath

BO Series	Page 5
BOG/BOS Series	Page 7
BOA Series	Page 8

BATH OVERVIEW

Water Bath

BM100 110



BM401



BM302A 312A



BM500 510



Water Bath Variation

Standard

Max. operating temperature
95°C
Temp. adjustment accuracy
±1~±2°C

Type	Series	Model No.	Operating temp. range	Capacity (L)	Operation	Characteristics
Standard	BM	100/110	RT+5~95°C	4	Fixed	<ul style="list-style-type: none"> Analog set up system Thermometer included to verify actual temperature Protected water tank prevents burns caused by contact
		302A/312A	RT+10~90°C	5	Fixed	<ul style="list-style-type: none"> White LED digital display, key entry Flat-shaped bath with no heater or sensor inside makes for ease in cleaning
		401	RT+5~95°C	7	Fixed	<ul style="list-style-type: none"> Digital temperature setting and display Protected water tank prevents burns caused by contact Equipped with a drain
		500/510	RT+5~90°C	4	Fixed	<ul style="list-style-type: none"> Digital temperature setting and display Removable water tank for convenient cleaning and changing of water Heated situated outside water tank

Oil Bath

BO500+MB800



BOA 201 301



BO302A 312A



BOG100 200

BO601



BOS100 200



Oil Bath Variation

Standard

Max. operating temperature
250°C
Temp. adjustment accuracy
±0.3~±2°C

Large capacity

Max. operating temperature
270°C
Temp. adjustment accuracy
±0.1°C

Type	Series	Model No.	Operating temp. range	Capacity (L)	Operation	Characteristics
Standard	BO	302A/312A	RT+10~180°C	5	Fixed	<ul style="list-style-type: none"> White LED digital display, key entry, minimum digit of 1°C Flat-shaped bath with no heater or sensor inside makes for ease in cleaning
		500	RT+5~199°C	5.2	Fixed	<ul style="list-style-type: none"> Digital temperature setting / Glass thermometer Must be used with MB800 magnetic stirrer
		601	RT+5~180°C	7	Fixed	<ul style="list-style-type: none"> Digital temperature setting and display Protected oil tank prevents burns caused by contact Equipped with a drain
	BOG	100/200	RT+5~240°C	0.8/1.7	Fixed	<ul style="list-style-type: none"> Choice between glass for high visibility or solid for good temperature stability Remote use of controller
	BOS	100/200	RT+5~250°C	0.8/1.7	Fixed	<ul style="list-style-type: none"> Indent at the bottom of the bath allows integration of stirrer's hot plate.
Large capacity	BOA	201	RT+10~200°C	37	Fixed	<ul style="list-style-type: none"> High temperature distribution accuracy by jet stirring Digital temperature setting and display
		311	RT+10~270°C	37	Fixed	<ul style="list-style-type: none"> Equipped with six safety functions


Economy Constant Temp. Water Bath



BM Series

Setting system	Analog (BM100/110)	Digital (BM302A/312A/401/500/510)	Operating temp. range	RT +5~95°C (BM100/110/401)	RT +10~90°C (BM302A/312A)	RT +5~90°C (BM500/510)	Bath capacity	4L (BM100/110/500/510)	5L (BM302A/312A)	7L (BM401)
----------------	--------------------	-----------------------------------	-----------------------	----------------------------	---------------------------	------------------------	---------------	------------------------	------------------	------------

Easy to use, compact design water bath



BM100/110

- Analog set up system
- Thermometer is included to verify actual temperature
- Protected water tank prevents burns caused by contact



BM302A/312A

- Digital temperature setting by ▲/▼ keys
- Flat-shaped bath with no heater or sensor inside for ease in cleaning
- Optional bath protection cover



BM401

- Digital temperature setting by ▲/▼ keys
- Protected water tank prevents burns caused by contact
- Equipped with a drain



BM500/510

- Digital temperature setting by ▲/▼ keys
- Removable water tank for convenient clean-ing and changing of water
- Heater situated outside the water tank

Specifications

Model		BM100	BM110	BM302-A	BM312-A	BM401	BM500	BM510
Operating temp. range * ¹		Room temp. +5~95°C		Room temp. +10~90°C		Room temp. +5~95°C	Room temp. +5~90°C	
Temp. adjustment accuracy* ²		±2°C (at 60°C)		±1°C		±1°C (at 60°C)	±1.5°C (at agitation)	
Temp. control system		ON/OFF control		PID control by microprocessor				
Temp. setting / display method		Analog setting (Glass thermometer indication)		White LED digital display, key entry, min. digit of 1°C		Digital setting by ▲/▼ keys, LED display	Digital 7 segment LED Digital setting by ▲/▼ keys	
Operation function		Operation at fixed point				Fixed temperature, quick auto stop, auto stop, auto start	Fixed temperature, quick auto stop, auto stop, auto start	
Additional function		--		Overshoot alert, Auto-resume (selectable), calibration offset		Calibration offset, power failure recovery, keypad lock	Keypad lock, maintenance function (RE signal transmission and reception), calibration offset, power failure recovery	
Heater		SUS316 pipe heater 500W		1000W aluminum sheathed heater		SUS316 pipe heater 1kW	1kW (100V) 1.44kW (120V)	1kW (200V) 1.44kW (220V)
Sensor		Liquid expansion type		Pt100Ω			K thermocouple	
Safety device		Bath protection cover				Bath protection cover	Bath protection cover (ABS heat-resistant resin)	
		Overcurrent protection (fuse: 7A), thermal fuse		Automatic overheat prevention, independent overheat prevention (fixed temp.), temperature upper limit error, Overcurrent protection fuse		Self-diagnostic functions (Automatic overheat prevention, Sensor trouble, Triac short circuit, heater disconnection, main relay failure), circuit protector, thermal fuse	Self-diagnostic functions (Automatic overheat prevention, Sensor trouble, Triac short circuit, heater disconnection, main relay failure), circuit protector, thermal fuse, micro switch to detect heating without water	
Water tank	Capacity	~4L		~5L		~7L	~4L	
	Dimensions	I.D.200 x D120mm					Max. I.D.240 x bottom dia165 x D122mm	
External dimensions* ³		W240 x D300 x H150mm		φ262 (max. D286) x H240 mm		W310 x D360 x H230mm	W340 x D349 x H231mm	
Weight		~3.5kg		~4.5kg		~7kg	~5.5kg	
Power source (50/60 Hz)		AC115V 4.5A paddle switch	AC220V 2.3A paddle switch	100-115V, 10-12A	200-230V, 5-6A	AC115V 11A	AC100V~120V 12.5~10.5A	AC200~240V 6.5~5.5A
Accessories		Bar thermometer (10~110°C) with immersion line		Power cable (1), Spare fuse for main power (large)(1), Spare fuse for service outlet 2A for BM302A (small)(1), BC102 bath protection cover (optional)		Thermal fuse	--	
Country of Origin		Japan		China		Japan	Japan	

*1 No load operation of bath only. Maximum temperature varies based on different circumstances and operational conditions

*2 Measured under ambient temperature of 23°C±5°C, humidity of 65%RH±20%

*3 Dimensions excludes protrusions

NOTES

This image shows a full page of a handwriting practice worksheet. It consists of multiple sets of three horizontal dashed lines, evenly spaced across the entire page. These lines are designed to help children learn letter formation and alignment by providing a guide for the height and placement of their writing. The background is plain white, and there are no other markings or text present.

Economy Constant Temperature Oil Bath



BO Series

Operating temp. range	Room temp.+5~199°C (BO500)	Room temp.+5~180°C (BO601)	Bath capacity	5.2L (BO500)	7L (BO601)
-----------------------	----------------------------	----------------------------	---------------	--------------	------------

Easy to use, digital setting, compact design oil bath



BO500 + MB800 (Magnetic Stirrer)

- Stainless steel oil bath
- Bath protection sheet to prevent operator from burning
- Must be used with MB800 magnetic stirrer



BO601

- Digital temperature setting by ▲/▼ keys
- Protected oil tank prevents burns caused by contact
- Equipped with a drain

Specifications

Model	BO500-115V*3 BO500-220V*3	BO601-115V
Operating temp. range*1	Room temp. +5~199°C	Room temp. +5~180°C
Temp. control accuracy*2	±0.5°C	±2°C (at 100°C)
Temp. control system	Proportional control	PID control by microprocessor
Temp. setting / display method	Digital / Glass thermometer	Digital setting by ▲/▼ keys
Operation function	--	Fixed temperature, quick auto-stop, auto stop, auto start
Additional function	--	Keypad lock, power failure recovery, calibration off-set
Heater	Pipe heater 700W	SUS316 pipeheater 1kW
Sensor	Pt100Ω	K thermocouple
Safety device	Bath protection sheet	Bath protection cover
		Self-diagnostic function (automatic overheat prevention, temperature sensor error, triac short circuit, heater disconnection, main relay failure), circuit protector, thermal fuse
Interlocking control function	--	--
Water tank	Capacity	~5.2L
	Dimensions	ø240 x 130mm
External dimensions	W250 x D290 x H130mm	I.D.250 x D150mm
Weight	~1.4kg	~8kg
Power source (50/60 Hz)	AC115V 7A AC220V 4A	AC115V 11A

*1. No load operation of bath only. Maximum temperature varies by different circumstances and operational conditions.

*2. Measured under ambient temperature at 23°C±5°C, humidity of 65%RH±20%.

*3. When combined with magnetic stirrer MB800, power source is from MB800 main unit outlet.

Model	MB800-115V / MB800-220V (in combination with BO500)
Stirring plate	Material: Aluminum, dimension: W250xD220mm
Stirring capacity	100ml~10L
Rotation speed	70~1200rpm
Motor	AC motor, Electronic control
Overheat prevention	70~200°C
Sensor	Thermistor
Safety device	Current leakage breaker, Oil bath power shutdown overheat prevention device
Power source (50/60Hz)	AC115V 10A / AC220V 5A (MB800+BO500 combined with oil bath)
External dimensions	W250xD270xH150mm
Weight	~4.2kg
Accessories	Stirrer 40mm 1pc.

BO500A-115V BO500A-220V

Set of BO500 Oil Bath
and MB800 Stirrer



Economy Constant Temperature Oil Bath



BO302-A/312-A

Operating temp. range Room temp. +10~180°C

Bath capacity 5L

Compatible with RE202-A/212-A REV-202M-A/212M-A



- Large capacity 5L with $\phi 240$ mm ID
- Flat-shaped bath with no heater or sensor inside makes for ease in cleaning
- Full range of safety functions such as automatic overheat prevention, upper temperature limit abnormality, and independent overheat prevention (fixed temperature type)
- Can be used for oil and water



BO302-A shown with rotary evaporator REV202MA

Specifications

Model	BO302-A		BO312-A
Performance*1	Operating ambient temp. range	5~35°C	
	Temperature control range	Room temp. +10~180°C (oil bath) Room temp. +10~90°C (water bath)	
	Temperature control accuracy	$\pm 2.0^\circ\text{C}$ (oil bath) $\pm 1.5^\circ\text{C}$ (water bath)	
Configuration	Temperature control system	PID control	
	Controller	White LED digital display, key entry, minimum digit of 1°C	
	Temperature sensor	Pt100 Ω	
	Heater	1000W aluminum sheathed heater	
	Exterior	PBT (with fiber glass)	
	Bath reservoir	Stainless steel	
Safety functions		Automatic overheat prevention, independent overheat prevention (fixed temp.), temperature upper limit error, Overcurrent protection fuse	
Other functions		Overshoot alert, Auto resume (selectable), 2A service outlet, calibration offset	
Standard	External dimensions*2	$\phi 262$ (max. D286) x H240 mm	
	Reservoir capacity	~5L	
	Power supply (fuse capacity)	100-115V, 10-12A (Service outlet excluded) (15A)	200-230V, 5 6A (10 A)
	Power cable	3m long, with inlet plug *3	
	Weight	~4.5 kg	
Accessories		Power cable (1), Spare fuse for main power 15A (large)(1), Spare fuse for service outlet 2A (small)(1),	Power cable (1), Spare fuse for main power 10A (large)(1)

*1 Performance data above based on 95-120VAC (BO302)/ 90-241 VAC (BO312) supplied power, 23 $\pm 5^\circ\text{C}$ room temperature, 65%RH $\pm 20\%$ humidity, and no process load. Operating temperature range for BM/BO series unit is between 5°C and 35°C. Be advised that maximum operating temperature may not be reached under low ambient temperatures, if source voltage is below 95V.(BO302)/190V (BO312)

*2 Dimensions do not include protrusions.

*3 BO302 is compatible with the voltage range of 100-115VAC and BO312 is compatible with the voltage range of 200-230VAC, by choosing a suitable power plug.

Control Panel



Optional accessory

BC102 Bath Protection Cover



Oil Bath for Synthetic Experiments



BOG100/110/200/210 BOS100/110/200/210

Operating
temp. range

Room temp. +5~240°C
BOG Series

Room temp. +5~250°C
BOS Series

BOG100



BOS100



■ Operation and functions

- Safe and secure bath operation as controller can be safely operated from a distance
- Choice between glass oil bath for high visibility (BOG) or solid stainless oil bath for good temperature stability (BOS)
- Indent at the bottom of the bath allows integration of stirrer's hot plate. Also prevents bath from sliding or slipping off. Compatible with MFD800/MFH800 magnetic stirrers.
- Safety functions include independent overheat prevention device and heater guard
- Useless oil use and oil overflow are reduced as recommended amount of oil to use is indicated in the bath
- Highly accurate and rapid temperature control in the flask is possible with the use of the temperature sensor (optional) inserted into the flask and the in-tank sensor together
- Option for a triple system

■ Specifications

Model			BOG100/110	BOG200/210	BOS100/110	BOS200/210
Performance	Temperature setting range		0~260℃			
	Temperature control range		Room temp. +5~240℃		Room temp. +5~250℃	
	Temperature control accuracy		± 0.3℃ (at 200℃, when stirring)			
Controller	Temperature control system		PID control			
	Temp. setting/display method		Digital setting using▲▼ keys (display in units of 1℃)			
	Operation function		Fixed temperature operation			
	Additional functions		Calibration offset function, auto resume, LED brightness setting			
	Heater circuit control		Triac zero cross method			
	Temperature sensor		Pt100Ω			
Configuration	Exterior		Chromium-free electrogalvanized steel plate baked finish			
	Bath		Hard transparent glass		Stainless steel	
	Heater material		Stainless steel tube heater			
	Heater capacity		310W	425W	310W	425W
Safety devices	Controller		Self-diagnostic functions (temperature sensor error detection, automatic overheat prevention)			
	Fuse		6.3 A, short-circuit protection, overcurrent protection			
	Others		Independent overheat prevention device			
Standards	Internal dimension (mm)		φ140×100	φ170×140	φ140×100	φ170×140
	External dimension (mm)		φ150×205×140	φ 180×235×180	φ 155×210×140	φ 185×240×180
	Bath capacity	Recommended (no load)	~0.8L	~1.7L	~0.8L	~1.7L
		Maximum (no load)	~1.0L	~2.2L	~1.0L	~2.2L
	Controller (W×D×H) mm		150×90×45mm			
	Power supply 50/60 Hz		115V 3.5A 220V 2.0A	115V 4.5A 220V 2.5A	115V 3.5A 220V 2.0A	115V 4.5A 220V 2.5A
	Weight	Bath and heater	~1.8 kg	~2.3 kg	~2.5 kg	~2.9 kg
		Single controller	~0.5 kg			
Total weight		~2.3 kg	~2.8 kg	~3.0 kg	3.4 kg	
Accessories			Heater guard (1 set), arbor (outer diameter φ12 x 90 mm: 1 pc.), PTFE stirrer (~ φ8 x 50 mm: 1 pc.), connector cap (1 pc.), tag attached cable ties (3)			



Remote use of controller



Controller



BOS200 triple system

Large Capacity Constant Temp. Oil Bath



BOA201-115V BOA201-220V / BOA311

Temperature
control range

RT+10°C~200°C
BOA201

RT+10°C~270°C
BOA311

Bath capacity

37L

Large capacity 37L oil bath with temperature control of up to 200°/270°C



Specifications

Model	BOA201-115V BOA201-220V	BOA311
Temp. control range*1	RT+10~200°C	RT+10~270°C
Temp. control accuracy*1	±0.1°C (at 200°C Silicone Oil)	
Temp. fluctuation*1	0.2°C (at 200°C Silicone Oil)	
Temp. distribution accuracy*1	±0.2°C (at 200°C Silicone Oil)	
Temp. gradient*1	0.5°C (at 200°C Silicone Oil)	
Temp. rise time*1	~120 min.	~70 min.
Temp. control system	PID control by microcomputer	
Temp. setting system	Digital setting with menu keys and the ▼▲ keys	
Temp. display system	Temp. reading display: Green 4-digit LED digital Temp. setting display: Red 4-digit LED digital	
Sensor	Platinum sensor Pt100Ω (for temperature control), Type-K thermocouple (for overheat prevention)	
Operation mode	Fixed operation (with operation indicator lamp)	
Stirring method	Jet agitation	
Heat insulator	Ceramic fiber	
Heater type / capacity	SUS316 Pipe Heater 2kW	SUS316 Pipe Heater 4.5kW
Agitator type / capacity	Vertical propeller agitation, induction motor 25W	
Safety device	Self-diagnostic functions (automatic overheat prevention, temperature sensor failure, heater disconnection, SSR short circuit, main relay failure, memory error, internal communication error, abnormal temperature reading, abnormal water level), overcurrent leakage breaker, overheating protector, independent overheating preventor, emergency stop button	
Other functions	Drain valve / operation indicator lamp / external alarm output terminal / temperature output terminal (with 1-5V, 4-20mA changeover switch) / external communication function (RS485) / calibration offset function / set value lock function / power failure recovery mode selection function	
External dimensions *2	531 x 520 x 578 mm (oil bath depth 397 mm)	
Inner bath dimensions *2	W296 x D340 x H270 mm (height when the lowest shelf board is installed from the upper edge in the bath)	
Bath capacity	~37L (when amount of oil is up to 50 mm from the upper edge of the bath)	
Effective bath capacity	~31.9L (when bottom shelf board is installed)	
Power source	AC115V 18.5A AC220V 10A	AC220V 21A with external transformer
Weight	~37kg	
Included accessories	Shelf 1pc., lid 1pc.	

*1 Performance data above based on 23 ±5 °C room temperature, 65%RH ±20% humidity, and no process load.
Temperature control accuracy, temperature fluctuation, temperature distribution accuracy, and temperature gradient are the values measured using Toshiba Silicone TSF485-50.

Performance varies depending on the environmental temperature, type of medium (water, silicone oil) used, and operating temperature.

*2 Protrusions excluded

Operation and functions

- High temperature distribution accuracy thru jet stirring
- Advanced supportive functions
Standard equipped with external alarm output, temperature output terminal (4~20mA, 1~5V adjustable) RS485 communication function, key lock function, calibration offset function

Safety features

- Triple overheating prevention function (heater shuts off automatically at set temperature + 6°C, overheating prevention device, independent overheating prevention device)
- Emergency stop switch. Forcibly cuts off the overcurrent leakage breaker in an emergency
- Float switch to prevent empty heating and oil overflow
- Operation panel is protected by glass from liquid dripping
- Large indicator lamp lights up during operation
- Self diagnostic function, overheat prevention device, overcurrent leakage breaker, key lock function, power failure compensation function



Oil smoke such as silicone oil is flammable, recommended to use in a place with an exhaust device such as a fumehood.

Recommended silicone oil

Silicone oil is one of the heat transfer media. Please select silicone oil (heat resistant dimethyl silicone oil, viscosity 100mm²/s [cSt] or less)

Manufacturer	Toshiba Silicone (or equivalent)	
Product name	TSF458-50	TSF458-100
Recommended temp.	Below 200°C	200°C~270°C
Appearance	Light yellow transparent	Light yellow transparent
Specific gravity (25°C)	0.961	0.963
Viscosity (25°C)	50mm ² /s (cSt)	100mm ² /s (cSt)
Volatilization (150°C, 24h)	0.3%	0.3%
Viscosity temperature coefficient	0.59	0.59
Flash point	325°C	342°C
Pour point	-50°C or less	-50°C or less
Viscosity increase rate (300°C, 168h)	40%	35%

Degradation rate (change in viscosity) of silicone oil varies depending on temperature used. Especially in the case of TSF485-100 used at a temperature exceeding 200°C, as a guide, almost no change in viscosity is seen at 200°C, but it is about 1000 hours at 250°C and 100 hours at 270°C.

For further details, please inquire with silicone oil manufacturer when purchasing.



Lid (standard accessory)



Cell Imaging and Separation Systems

Contents

Celloger Mini Plus Page 3

Cellpuri Page 4

NOTES

[illegible]

Cell Imaging System

Real-time automated live cell imaging system inside your incubator

Celloger® Mini Plus



Imaging modes

Brightfield, Fluorescence (Green / Red)

Fluorescence

Green : Excitation (470/40x) / Emission (510lp)
Red : Excitation (510/84x) / Emission (570lp)

Stage

Motorized XYZ (camera moving)



Boost your research efficiency by enabling real-time cell monitoring and analysis—directly inside your CO₂ incubator. Conduct advanced research and data analysis without removing cells, preserving experimental integrity while saving valuable time and effort.

Real-time walk-away monitoring




- Remotely monitor live cells inside the incubator without disturbing the environment suitable for cell culture. You can monitor cells in real-time or with the time-lapse function, cell images are captured automatically according to your research protocol and videos are easily made with simple clicks.

Multi-position imaging

- Using the motorized stages that travel 117mm x 77mm, x and y axis respectively, multiple points within the travel range can be captured following the schedule (intervals, cycles, total time) set by the researcher.

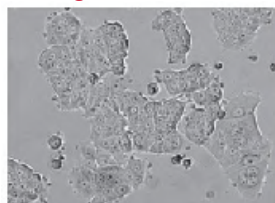
Compatible with various vessel types

- Cells cultured in different vessel types can be imaged. Interchangeable vessel holders accommodate various vessel types including well-plate, culture flask, dish, and slide.




Applications


Images taken with Celloger® Mini Plus (4X objectives, bright field & green / red fluorescence)



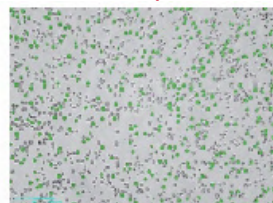
Cell monitoring



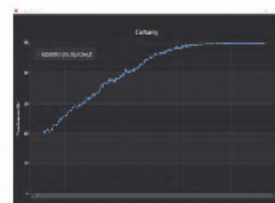
Cell proliferation



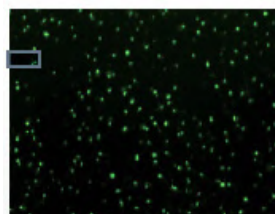
Wound healing assay



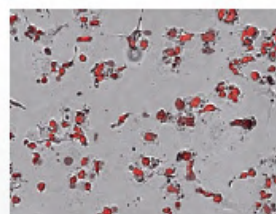
Coculture monitoring



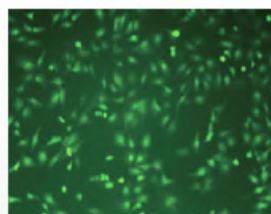
Cell culture & growth



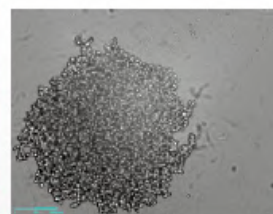
Apoptosis assay



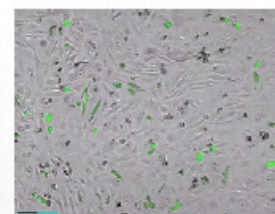
Cytotoxicity assay



Reactive oxygen species (ROS) detection



Spheroid screening assay



Transfection efficiency assessment

Specifications

Model	CELLOGER® MINI PLUS
Operating environment	10~40°C, 20~95% humidity
Objective lens	4x / 10x
Field of view	2X (2.53 x 1.90 mm) / 4X (1.19 x 0.90 mm) / 10X (0.57 x 0.43 mm)
Imaging modes	Brightfield, Fluorescence (Green / Red)
Fluorescence	Green: Excitation (470/40x) / Emission (510lp) Red: Excitation (525/30x) / Emission (570lp)
Light source	LED
Camera	5MP CMOS
Stage	Motorized XYZ
Imaging positions	Multiple
Dimensions	226 x 358 x 215 mm

Celloger® Mini Plus Models

Model No.	Description
CMP-B2	Bright Field, 2X
CMP-B4	Bright Field, 4X
CMP-B10	Bright Field, 10X
CMP-BG4	Bright Field + Green Fluorescence, 4X
CMP-BG10	Bright Field + Green Fluorescence, 10X
CMP-BR4	Bright Field + Red Fluorescence, 4X
CMP-BR10	Bright Field + Red Fluorescence, 10X

Cell Separation System

Disposable cell concentration chip

Cellpuri®



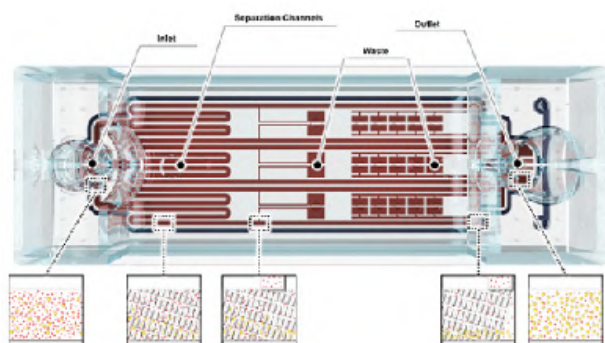
A disposable chip that concentrates cells without the centrifugation process. The chip enriches cells using rheological phenomenon inside the microchannels where cell suspension pass through to separate the cells from the media.

- User-friendly disposable cell concentration chip
- Enriches cells more than 20 times in 2 minutes
- Centrifugation-free workflow minimizes cell damage
- All processes are done inside the clean bench
- 95% recovery when cell washing
- Reduces human error as enrichment is automatically processed using the syringe pump




Its compact design allows for easy integration into clean bench environments, reducing contamination risks and enhancing overall cell safety during processing.

■ Filterless Filter (FLF Technology)




It is a microfluidic chip-based cell separation and concentration technology. Countless micrometer-sized channels inside the chip create a rheological flow that separates, concentrates, and removes particles of a specific size from the solution. Microchannels were strategically designed to isolate cells according to their size where larger cells are directed towards one side whereas smaller cells flow randomly on lateral axis that eventually compile on the other side. FLF technology can be applied to cell enrichment, white blood cell separation, and blood-plasma separation.

Cell Enrichment



Cellpuri® efficiently separated HL-60 cells from medium without spinning-down the cells and more than 20-fold enrichment (121.2x10 cells/mL) was observed in HL-60 cells at an initial concentration of 4.9 x 10 cells/mL.

Reduced Cell Clumping



Adherent cells, including MCF7 cells, tend to form clumps during the cell passage. But as shown in above images, enrichment using Cellpuri® reduces cell clumping while centrifugation pellets the cells and thus increasing the clumping cells.

■ Specifications

Model	CELLPURI®
Sample size	7~15 µm size cells
Flow rate	1ml / min
Enrichment	20-fold
Yield	97%
Loading volume	20 ml
Dimension	76 x 25 x 23 mm

■ Cellpuri®

Model No.	Description
CPR-CE05	Cellpuri®, Cell Concentration chip (5 pcs/box)
CPR-SP01	Syringe pump



Yamato Chambers & Workstations

Contents

Desiccators	-----	Page 2
PCR Workstations	-----	Page 3
Compact Glove Boxes	-----	Page 4
Anaerobic Chambers	-----	Page 5
Vented Balance Enclosures	-----	Page 7

New! Desiccators

Designed to protect, store, or assist in transporting critical materials



860 SERIES

Dust and moisture free cabinets that safeguard valuable research specimens or sensitive electronic components. The status of components can be easily observed without opening the door.



860.5-SERIES

12" x 12" x 6"
304.8 x 304.8 x 152.4 mm



860-SERIES

12" x 12" x 12"
304.8 x 304.8 x 304.8 mm



861-SERIES

12" x 12" x 24"
304.8 x 304.8 x 609.6 mm



862-SERIES

18" x 18" x 18"
457.2 x 457.2 x 457.2 mm



863-SERIES

24" x 18" x 24"
609.6 x 457.2 x 609.6 mm



PCR Workstations

PCR Workstation (UV) & PCR Workstation (UV + HEPA Filter)

PCR204/214/204H/214H



Designed to improve PCR accuracy and reduce airborne contamination



PCR Workstation (UV)

PCR204

115-120V 60Hz 12 amps

PCR214

220-240V 50Hz 6 amps

PCR Workstation (UV + HEPA Filter)

PCR204H

115-120V 60Hz 12 amps

PCR214H

220-240V 50Hz 6 amps

Includes factory installed HEPA filter system, rated at 99.9997% efficiency at 0.3μ (microns).

This is a positive pressure research chamber. The fan (blower) noise level is rated at less than 40 dBA.

Features

- "Bright Light" illumination system (40,000 hour lamp guarantee)
- U.V. germicidal system rated at 254 nm decontaminates all exposed surfaces in the interior
- Automatic timer to activate U.V. sterilization procedures
- Front panel is .500" thick (13 mm) for Beta Ray protection. **NOTE:** Not Gamma Rays
- Side and back walls are one piece formed optically clear acrylic .375" thick (9.5 mm)
- Two bright white plastic (adjustable) shelves. One is tooled to store pipettors
- Bottom tray has a formed in place "spill guard" for easy cleaning
- Removable side access doors with slip apart hinges
- Proximity sensors on doors for operator safety
- Main housing and top are removable for installation of large pieces of equipment

Specifications

Model	PCR204/214	PCR204H/214H
HEPA filter	---	"Mini HEPA" filter size 4" x 9.5" x 1" thick (101 x 240 x 25.4 mm thick) No tools required for HEPA filter change over
Inside dimension (WxDxH)	23.5" x 17" x 21" / 597 x 432 x 530 mm	23.5" x 17" x 21" / 597 x 432 x 530 mm
Outside dimension (WxDxH)	24" x 18" x 28" / 610 x 457 x 711 mm	26" x 23" x 28" / 610 x 457 x 711 mm
Approximate shipping weight	110 lbs. / 50 kilos	112 lbs. / 51 kilos

⚠ Attention

- Never use in flammable or explosive gas atmosphere
- Never use explosive or flammable material
- Caution: High temperature components

Compact Glove Boxes

Compact design with transfer chamber and flat side access door



SG828/835/848/860

A completely sealed glove box for **PRODUCT AND PERSONNEL PROTECTION**



SG-828

28" W x 23" D x 29" H
710 x 580 x 740 mm



SG-860

60" W x 29" D x 32" H
1524 x 740 x 810 mm

All models feature high visibility interior, cleanliness, safety, complete containment, portability and a draft-free atmosphere

Installed purging valves are ideal for lowering oxygen and humidity levels

All models are completed systems, nothing needs to be added except gas of choice: nitrogen, argon or other inert gases

Very useful when working with toxic substances, asbestos, fibers, sewage residue and harmful liquid vapors

■ Features

- Constructed with an optically clear material, developed for isolation and/or containment
- Transfer chamber with purging valves and vacuum gauge
- Flat side access door for easy introduction of larger equipment
- Four (4) key cock valves for purging: 2 on the main body, 2 on the transfer chamber
- Hospital grade multiple electrical outlet strip
- Pressure relief valve with small HEPA filter
- White ambidextrous hypalon gloves

■ Specifications

Model	SG-828	SG-835	SG-848	SG-860
RECOMMENDED OPERATIONAL PRESSURE				
For containment purposes	-0.5 of water column (0.93 torr)			
For isolation purposes	0.5" of water column (0.93 torr)			
Main chamber				
Maximum pressure	+6" of water column (11.2 torr)			
Maximum vacuum	-6" of water column (11.2 torr)			
Transfer chamber				
Maximum pressure	Not engineered to support positive pressure			
Maximum vacuum	-26" of Hg (660 torr)			
Inside dimensions (W x D X H)	28" x 23" x 29" 710 x 580 x 740 mm	35" x 29"x 30" 890 x 740 x 760 mm	48" x 29" x 32" 1220 x 740 x 810 mm	60" x 29" x 32" 1524 x 740 x 810 mm
Outside dimensions (Includes transfer chamber 12" long)	43" x 24" x 31" 1100 x 610 x 790 mm	49" x 30" x 31" 1250 x 760 x 790 mm	63" x 31" x 35" 1600 x 790 x 860 mm	76" x 32" x 35" 1930 x 812 x 890 mm
Access door opening	15.5" x 22" h 400 x 560 mm	21.5" x 22" h 546 x 560 mm	21.5" x 24" h 546 x 610 mm	21.5" x 24" h 546 x 610 mm

Anaerobic Chambers



AC505/515/706/716/505A/515A

Designed to control atmosphere with O₂ sensitive materials. Any inert gas may be used.



Anaerobic Chamber for Single Operator

AC505

115-120V 60Hz 10 amps

AC515

220-240V 50Hz 5 amps

Anaerobic Chamber for Multiple Operators

AC706

115-120V 60Hz 10 amps

AC716

220-240V 50Hz 5 amps

Ideal for up to two (2) operators

Features

- Two vacuum diaphragm pumps, one each for the drying train and the transfer chamber (purging)
- All controls are illuminated
- "Bright Light" illumination system with a 40,000 hour lamp guarantee
- All clamps are adjustable to compensate for wear
- Adjustable vacuum gauge on transfer chamber
- Transfer chamber is 12' (305mm) long x 11' (280 mm) I.D.
- Four (4) ground key-cock valves for purging
- Electric outlet (socket) strip (UL, CSA, CE)
- Self-sealing quick disconnects allow changing of the drying train without disturbing the internal atmosphere

Applications

- Microbiology
- Biochemistry
- Plasma environment work
- Animal science studies
- Electronic sub-assembly work

Specifications

Model	AC505/515	AC706/716
Top and bottom sections	Top: Formed one-piece clear plastic with "Easy Clean" corners Bottom: Matched die-molded white thermoset with "Easy Clean" corners	Optically clear top and bottom sections with "Easy Clean" corners
Drying train	Includes three (3) clear plastic canisters filled with molecular sieve	Includes six (6) polycarbonate canisters filled with molecular sieve
White ambidextrous hypalon gloves	One (1) pair	Two (2) pairs
Inside dimension (WxDxH)	41" x 28" x 26" / 1040 x 710 x 660 mm	60" x 38" x 31" / 1520 x 960 x 790 mm
Outside dimension (WxDxH) (includes transfer chamber 12" long)	55" x 35" x 38" / 1400 x 890 x 970 mm	76" x 47" x 42" / 1930 x 1190 x 1070 mm
Approximate volume	17.3 cubic ft. / 489L	40.9 cubic ft. / 1157L
Approximate shipping weight (crated)	450 lbs. / 205 kilos	685 lbs. / 311 kilos

Catalyst Heater

- Reduces trace amount of O₂
- Maintains correct incubation temperature

Drying Train

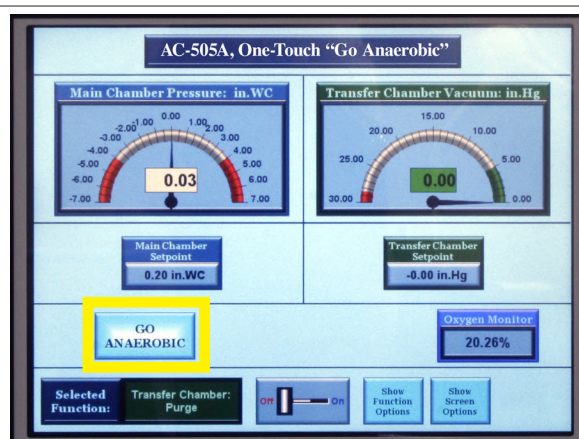
- Includes its own vacuum pressure pump and polycarbonate canisters filled with molecular sieve

Molecular Sieve

- Absorbs moisture
- Easily rejuvenated in an oven



"Go Anaerobic" Control Panel



Automatic "One Touch" Anaerobic Chamber

AC505A

110-120V 50/60Hz 5 amps

AC515A

220 50/60Hz 3 amps

Simply press the "Go Anaerobic" button to automatically create an anaerobic atmosphere

Features

- One-Touch, "Go Anaerobic" button to initiate purging sequence
- One-Touch, on-screen data-logging with USB port for long term studies
- Larger, easy to use operator touch screen display, 24 hr. data logging
- Automatic pressure hold function. Pressure control maintains user selected pressure levels
- Automatic purging cycles for main chamber and transfer chamber
- Larger, easy to use operator touch screen
- Continual display of atmospheric oxygen conditions in percentage (%) and parts-per-million (ppm)
- Oxygen display automatically switches to ppm when O_2 levels is <0.5%
- User selectable gas: Nitrogen or Anaerobic gas mixture
- High and low level alarms with alarm history log
- Password protected administration window
- Optional Rh monitoring and control

Specifications

Model	AC505A/515A
Oxygen sensor accuracy (%)	0-100.0% $\pm 1.0\%$
Oxygen sensor accuracy (ppm)	0-10,000 $\pm 1.0\%$ FS
Temperature range	Ambient to 41°C Accuracy: ($\pm 0.5^\circ$)
Gas consumption for anaerobic achievement	300L
Pressure range	-3" WC to +3" WC (-1500 Pa to +1500 Pa)
Optional Rh control	Rh range: 5-90% Rh Control accuracy: $\pm 1.0\%$
Inside dimension (WxDxH)	41" x 28" x 26" / 1041 x 711 x 660 mm
Outside dimension (WxDxH)	55" x 35" x 38" / 1397 x 889 x 965 mm
Approximate shipping weight (crated)	450 lbs. / 205 kilos

**The units are shipped as complete systems.
Nothing needs to be added except your gas
of choice and work samples.**

⚠ Attention

- Never use in flammable or explosive gas atmosphere
 - Never use explosive or flammable material
- Caution: High temperature components

Vented Balance Enclosures



VBE204/214/306/316/408/418/600/610

Self-contained units ideal for fine powders, chemicals and biological products



VBE306
115-120V

VBE316
220-240V



VBE408
115-120V

VBE418
220-240V

■ Features

- Includes top mounted HEPA/Blower filtration which are set-up to circulate the internal chamber atmosphere, through the HEPA filter and into the lab.
- The smooth curved, or rounded ABS™ airfoils provide gentle, unobstructed air flow through rear, and side, baffles and through top mounted HEPA filter.
- Constructed with optically clear 3/8" jeweled acrylic plastic
- Front viewing sash with multiple air foils for higher containment and draft deflection
- Includes phenolic base with superior chemical resistance and provides higher analytical balance stabilization
- Low vibrations. The black base allows for easy powder detection.
- Electrical cord outlet port
- Air flow alarm system
- Adjustable front draft protection
- Side blank plate for optional Bag-In / Bag-Out port
- Includes face velocity alarm

HEPA Filters

Aluminum frame with upstream/downstream polyurethane gasket. 100mm thick pleat requires fewer filter change outs and increased longevity. Rate 99.9997% @ 0.3 microns (H14). Easy HEPA filter replacement.

Blowers

High efficiency backward curved impeller. Variable speed controller. IP44 protection as per EN60034-5. Ecodesign Directive 2009/125/EC.

Exhaust Duct

6" OD port can be hard-ducted, thimble conneted, exhausted back into the room, or exhausted out of a mobile laboratory.

Energy and Sound

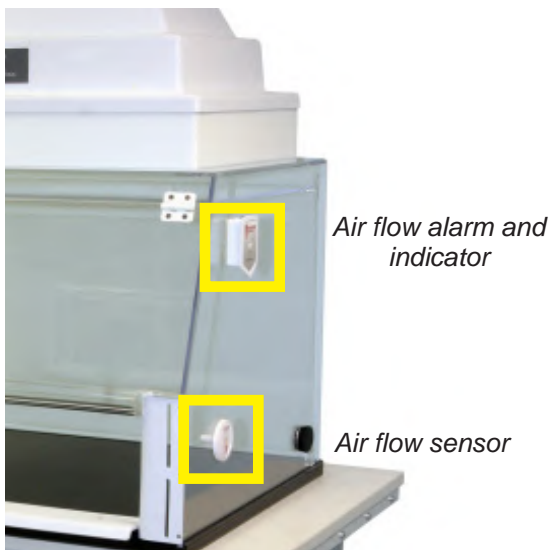
Blower current 0.53 amps. <55 dBA @ 80 FPM

Airflow

Target face velocity: 80 FPM. Non-turbulent, gentle airflow sweeps particulates into the rear baffle.

■ Specifications

Model	Inner Dimensions <i>width x depth x height</i>	Outside Dimensions <i>width x depth x height</i>
VBE204/214	24" x 23" x 21.50" 609 x 584 x 546 mm	26" x 26.75" x 41" 660 x 679 x 1041 mm
VBE306/316	35.25" x 23" x 21.50" 895 x 584 x 546 mm	36.50" x 26.75" x 41" 927 x 679 x 1041 mm
VBE408/418	47.25" x 23" x 21.50" 1200 x 584 x 546 mm	48.50" x 26.75" x 41" 1232 x 679 x 1041 mm
VBE600/610	59.25" x 23" x 21.50" 1505 x 584 x 546 mm	60.50" x 26.75" x 41" 1537 x 679 x 1041 mm



Air flow alarm and indicator

Air flow sensor

AIR FLOW ALARM

- Adds additional security needed for laboratory researchers
- Continuous tracking of air velocities within the balance enclosure
- Includes next generation airflow alarm technology
- Audible and visual alarm functions
- Includes 110V adapter

Specifications	Details
Airflow velocity range	40 -2000 fpm
Response time	< 1 second
Alarm indicators	LED light & audible Piezo
Turbulence warning	Flashing yellow LED rest switch
System failure	Red flashing LED
System Healthy	Green solid LED

Recommended Accessories

PLA-800BIBO/PORT



Bag-In / Bag-Out port includes a long ArmorFlex™ polypropylene bag (48" long) for safe removal of trash and unwanted debris.

Unwanted debris and trash are always contained and are never exposed outside of the containment isolator.

Bag port is 6" OD clear acrylic with two machined grooves for bag placement.

PLA-800BIBO/CRIMPER

Allows safe and secure removal of unwanted debris from inside the balance enclosure.

Trash is removed from the inside of the balance enclosure, through the 6" waste port, and into the bag.

Adjustable Lift Tables



Adjustable height lift tables with locking casters.

Height range: 25" to 45"
635mm x 1143 mm

Maximum weight: 330 lbs.
149 kilos

Product code	VBE
PLA-900CARTLIFT/24	204/214
PLA-900CARTLIFT/36	306/316
PLA-900CARTLIFT/48	408/418
PLA-900-CARTLIFT/60	600/610

Extraction Units



PLA-900EXTRACT

Extraction unit is a variable speed suction housing that includes your choice of filters such as HEPA or Impregnated Carbon. Suction speeds can be adjusted from "0" up to 250 CFM face velocity.

Filter options:

Product code	Model
PLA-900LVFH/HEPA	HEPA filter
PLA-900LVFH/HEPA/CARB	Combination. HEPA / Non-Impregnated Carbon Filter
PLA-900LVFH/CARB(N)(A)	Alkaline type fumes
PLA-900-LVFH/CARB(N)(B)	Ammonia or amines
PLA-900LVFH/CARB(N)(C)	Aromatic hydrocarbons, organic vapors, ketones, alcohols, organic acids, and odors

⚠ Attention

- Never use in flammable or explosive gas atmosphere
- Never use explosive or flammable material
- Caution: High temperature components

Yamato Customized Industrial Products



Targeting Productivity Improvement

Yamato offers customization of products based on customer requirements

Contents

Forced Convection Oven

Combination Oven	Page 2
Large walk-in Oven	Page 2

Conveyor Drying Oven

C1-007	Page 3
--------	--------

Low Temperature Chamber

YY-711	Page 3
--------	--------

Large Autoclave

YYK Series	Page 4
------------	--------

Forced Convection Oven

Combination type

C1-006



Usage: thermal treatment of products

- Use platform stands to combine one machine with several units to save space
- Equipped with set recorder (to record product temperature), timer and product running status indicator lamp
- Repositioned air exhaust ports (facing backwards) to accommodate overlapping set of product
- Each door is equipped with an electromagnetic lock
- Customized chamber dimensions
- Easy operation, available for fixed temperature, program, quick auto stop, auto stop and auto start operations
- Self-diagnostic circuit (abnormal temperature sensor, heater disconnection, auto overheat prevention, SSR short circuit), overheat protector, ELB to prevent overcurrent, key lock, etc.

Model	C1-006
Method	Forced convection
Operating temp. range	Room temp. +10°C ~260°C
Temp. adjustment accuracy	±1.0°C (at 210°C)
Temp. distribution accuracy	±2.5°C (at 210°C)
Operation function	Fixed temp., program, auto stop and auto start operations
Additional function	Deviation correction, key lock, power outage compensation
Internal dimension	W700xD500xH500mm (single)
Power source	Single phase AC220V

Forced Convection Oven

Large walk-in type

C4-008



Usage: drying treatment of special materials

- Large walk-in type
- Double door structure, anti lock mechanism
- Easy operation, available for fixed temperature, program, quick auto stop, auto stop and auto start operations
- Self-diagnostic circuit (abnormal temperature sensor, heater disconnection, auto overheat prevention, SSR short circuit), overheat protector, ELB to prevent overcurrent, key lock, etc.

Model	C4-008
Method	Forced convection circulation
Operating temp. range	Room temp. +10~100°C
Temp. adjustment accuracy	±1°C (at 100°C)
Temp. distribution accuracy	±5°C (at 100°C)
Operation function	Fixed temp., program, auto stop and auto start operations
Additional function	Deviation correction, key lock, power outage compensation
Internal dimension	W3500xD3500xH3000mm
Power source	3 phase AC380V

Conveyor Drying Oven

Fully automatic

C1-007

Operating temp. range RT +20~80°C



■ **Usage:** thermal treatment during electronic component production process.

- Installed with a conveyor to improve efficiency of thermal treatment
- Adjustable conveyor speed with the ability to set multiple treatment processes
- Program operation function
- Equipped with a frequency converter, beacon, infrared switch, etc.
- Equipped with safety devices such as auto overheat protector, overheat protector, emergency stop switch, conveyor overload protection, over-current earth leakage circuit breaker, etc.

Model	C1-007
Temp. range	Room temp. +20~80°C
Temp. distribution accuracy	±10°C (at 80°C)
Temp. rising time	15min (Room temp.→80°C)
Operation function	Fixed temp., program operation
Conveyor speed	0.035-0.35m/min
Conveyor length	1100mm
Inlet and outlet dimension	W400xH65mm
Power source	3 phase AC380V

Low Temperature Chamber

Large Capacity

YY-711

Operating temp. range -20~50°C

Internal capacity 800L



Industry: Material and parts manufacturers

Application: Environmental test of various materials, parts

■ Features

- Low temperature: -20°C
- Large capacity of 800L compared to standard models IN and INE which are up to 286L
- High airtight panel structure (thermal insulation panel)
- Door switch and other safety devices can be added
- Size can be specified according to customer's needs
- Other optional specs can also be added



Interior

■ Specifications

Model	YY-711
Operating temp. range	-20~50°C
External dimensions (mm)	W1600 x D1200 x H2100
Internal dimensions (mm)	W1300 x D800 x H800
Power source	AC220

Large Autoclave

Standard type

YYK500/750/800/900

Operating temp. range

Room temp.
+10~70°C

Max. operating pressure

0.9MPa

Internal dimension

YYK500
ø500×850mm

YYK750
ø750×1100mm

YYK800
ø800×1100mm

YYK900
ø900×1300mm

Used to remove residual air bubbles after affixing polarizer in LED production



■ Operation and features

- No temperature overshoot, precision temperature uniformity available
- 4 step working procedures:
 - (1) Preheat: temperature rising, no pressurizing
 - (2) Pressurizing: holding temperature, pressurizing
 - (3) Deaeration: holding temperature, deaerating
 - (4) End: temperature cooling, pressure dropping
- Adjustable air suction and exhaust speed
- Customized chamber dimensions

■ Safety features

- Door open / close detection, door lock / unlock detection, higher pressure alarm, air inlet pressure detection, safety valve, independent overheat protector, ELB to prevent over-current

■ Specifications

Model	YYK500	YYK750	YYK800	YYK900
Method	Heating + pressurizing			
Specifications	Class-1 pressure container (AQSIQ pressure container verification)			
Operating temp. range	Room temp. 10~70°C			
Operating pressure range	0.101~0.9MPa			
Temp. distribution accuracy	±3°C (at 50°C)			
Max. temp. reaching time	Within 15min (adjustable)			
Max. pressure reaching time	Within 20min (adjustable)			
Internal dimension (effective)	ø500mm×850Lmm	ø750mm×1100Lmm	ø 800mm×1100Lmm	ø900mm×1300Lmm
Material	SUS304 stainless steel, internal polishing			
Max. operating pressure	0.9MPa			
Hydraulic test pressure	1.35MPa			
Medium	Dry air (pressure: working pressure +0.05MPa or higher)			
Opening / closing system	Manual clutch easy to operate			
Pressurizing system	Controlled by pressure controller			
Heating system	PID control			
Stirring system	Stirred by centrifugal fan (Water-Cooling is not required for shaft seal, free-maintenance)			
Control system	PLC control			
Pressure gauge	Pressure range: 0 to 1.0MPa, accuracy: ±1% (with upper limit alarm contact)			
Temp. controller	Digital setting and display, PID control			
Pressure controller	Digital setting and display, ON/OFF control			
Working timer	Time range: 99 hr 59min, Digital setting and display,			
Temp. sensor output	5 groups of K thermocouple output terminals			
Safety features	Door open / close detection, door lock / unlock detection, higher pressure alarm, air inlet pressure detection, safety valve, motor overheating protection, independent overheat protector, ELB to prevent over-current			
External dimensions (W×D×Hmm)	1000×1656×1546	1200×1957×1781	1250×2057×1806	1400×1950×2232
Air suction port	15A (internally equipped with air filter and oil mist separator)			
Air exhaust port	20A (manual and auto exhaust, equipped with silencer)			
Power source (50/60Hz) rated current	3 phase AC380V 7A	3 phase AC380V 8A	3 phase AC380V 9A	3 phase AC380V 12A
Weight	~700kg	~900kg	~1000kg	~1300kg

SINCE 1889



Yamato Scientific
America

Yamato Electrophoresis Observation Device

Contents

RT-PV-051 ----- Page 3

[illegible]

Electrophoresis Observation Device



RealTime-PAGE View RT-PV-051

Light source
wavelength

645 nm

Field of view

Ø 50mm



Quick Results

No CBB Staining Required

Real time observation of molecular movement in
a transparent gel during electrophoresis

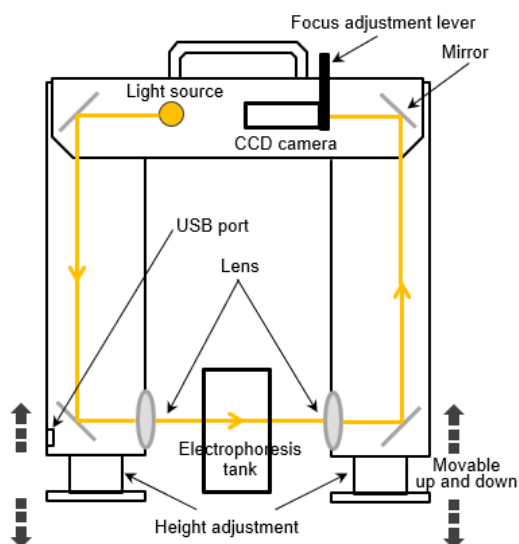
■ Features

- Allows for early confirmation of results through real-time observation, reducing time needed for electrophoresis experiments
- Reduces time, effort, and waste involved in protein purification
- Electrophoresis conditions (e.g. migration time) can be determined through observation
- Simple operation method makes it easy to use
- Lightweight device, portable with one hand, can be easily moved and used anywhere due to its USB power supply

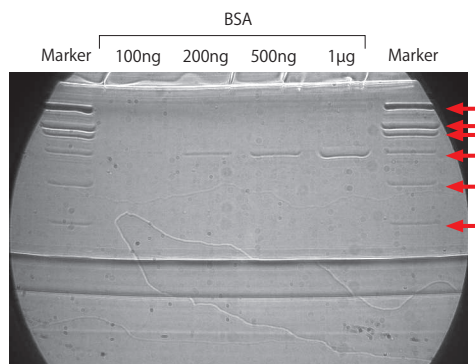
■ Specifications

Model	RT-PV-051 RealTime-PAGE View
Light source wavelength	645 nm
Detection method	Shadow graph (patent # 6281805)
Field of view	Ø50 mm
Power supply	USB supply (power always on)
External dimensions	W300xD80xH298mm (excludes legs and protrusions)
Weight	2.2 kg / 4.85 lbs.

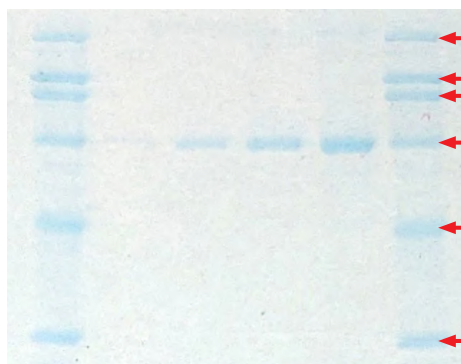
Due to the 50 mm diameter field of view, it's not feasible to observe the entire gel at once. However, by adjusting the electrophoresis chamber or device, different parts of the gel can be observed.



Comparison between real-time observation and post-electrophoresis gel CBB staining



RealTime-PAGE view of gel during electrophoresis



CBB staining of gel after electrophoresis

Arrows indicate positions of markers

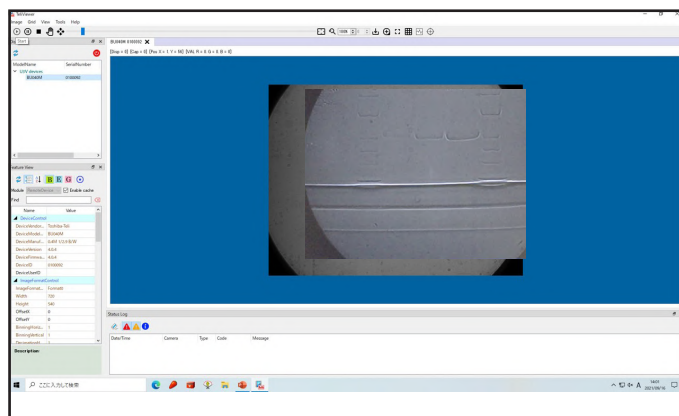

RealTime-PAGE view

Check without
staining

Early confirmation of
results through real-time
observation

Setting up the Device


Place the device around the migration tank and connect it to a PC using the USB port. Launch the software to start observation with easy operations. You can save the observed images as still photos.




Software image

- Provide a computer that supports USB 3.0, as software installation is necessary to use this product.
- Observation may be challenging in migration chambers with light-blocking features at the observation area or in dual-connected migration chambers. For information on recommended items (options), contact Customer Service.

It is also beneficial for observing the gel post-electrophoresis to decide beforehand whether staining is necessary.



Electrophoresis chamber (operational accessory)



Specifications

Model	1004S
Plate dimensions	106 x 100 mm
Comb	10 samples x 1 mm
External dimension	70 x 115 x 120H mm

* Unit does not come with connecting cords

There is nothing in front of or behind the gel plate to obstruct the observation.
Sold together with RT-PV-051 RealTime-PAGE view.

Since no dyeing is required, no waste liquid is generated, contributing to a reduced environmental burden, which makes the unit environmentally friendly

Distributed by:

Yamato Scientific America Inc.

925 Walsh Ave., Santa Clara, CA 95050

Tel: 1-800-292-6286 / 408-235-7725

<https://www.yamato-usa.com>

Manufactured by:

Sosho, Inc.

2-1 Yamadaoka, Suita, Osaka 565-0871, Japan

313 Photonics Center Bldg, Osaka University



SINCE 1889



Yamato Scientific
America

Yamato Freeze Dryer

Contents

DC 401

Page 3

[illegible]

Freeze Dryer

MADE
IN
JP

DC401-115V DC401-220V

Trap cooling
temp.

-45°C

Internal
capacity

4L

Dehumidify
amount

0.6L




Chamber, manifold, mounting flask, flask cap and glass container sold separately

- Contaminant free system
- Designed with automatic safety vacuum venting system which prevents oil backflow when turn off power supply or power failure
- Ice can be refrozen and removed smoothly from the vessel by Hot Gas Bypass System
- Equipped with Pirani Vacuum Gauge
- Safety Valve is linked with Service Receptacle for Vacuum Pump
- Environment friendly coolant used for refrigeration
- Highly mobile on wheels

Specifications

Model	DC401-115V / DC401-220V
Trap cooling temperature	-45°C
Time to reach minimum temperature	50 min. (20°C to -45°C)
Dehumidify amount	0.6L
Temperature sensor	N/A
Temperature display	N/A
Refrigerator	Air Cooling Type, 400W
Refrigerator, coolant	R404A, Coolant amount: 300g ±5g
Compound gauge	N/A
Bath Shape, material	Cylinder, Stainless steel
Drain	Vacuum Hose with Stopper
Vacuum gauge	Pirani Vacuum Measure
Trap defrost	Defrosted by Hot Gas
Exhaust port (vacuum pump connection)	Dia.17mm
Ambient temperature range	5~30°C
Safety device	Electric Leakage Breaker with Over Current Protection, Refrigerator Overload Relay, Valve for Back Flow Prevention
Trap dimensions	Dia.153 x H235mm
External dimensions	W300 x D450 x H920mm
Internal capacity	~4L
Power source 50/60 Hz	AC115V 12A AC220V 7A
Weight	~60kg
Included accessories	Vacuum silicone grease, vacuum hose

Vacuum Pump




GLD137CC115DCRKIT
GLD137CC220DCRKIT

Specifications

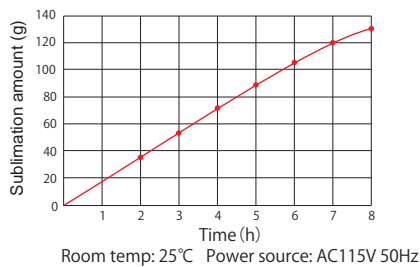
Model	Unit	GLD-137CC	
		50Hz	60Hz
Actual pumping speed	L/min	135	162
Ultimate pressure	Pa	G.V. Closed: 0.67 G.V. Open: 6.7	
Power source 50/60 Hz		115V / 220V	
Weight	kg	27.0	
Overall dimensions	mm	W170 x L488 x H250	

Control Panel

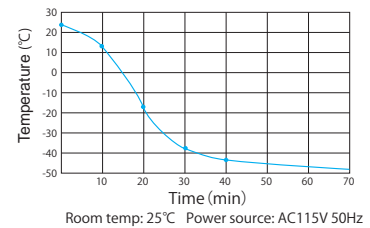


Pirani Vacuum Gauge and Control Panel

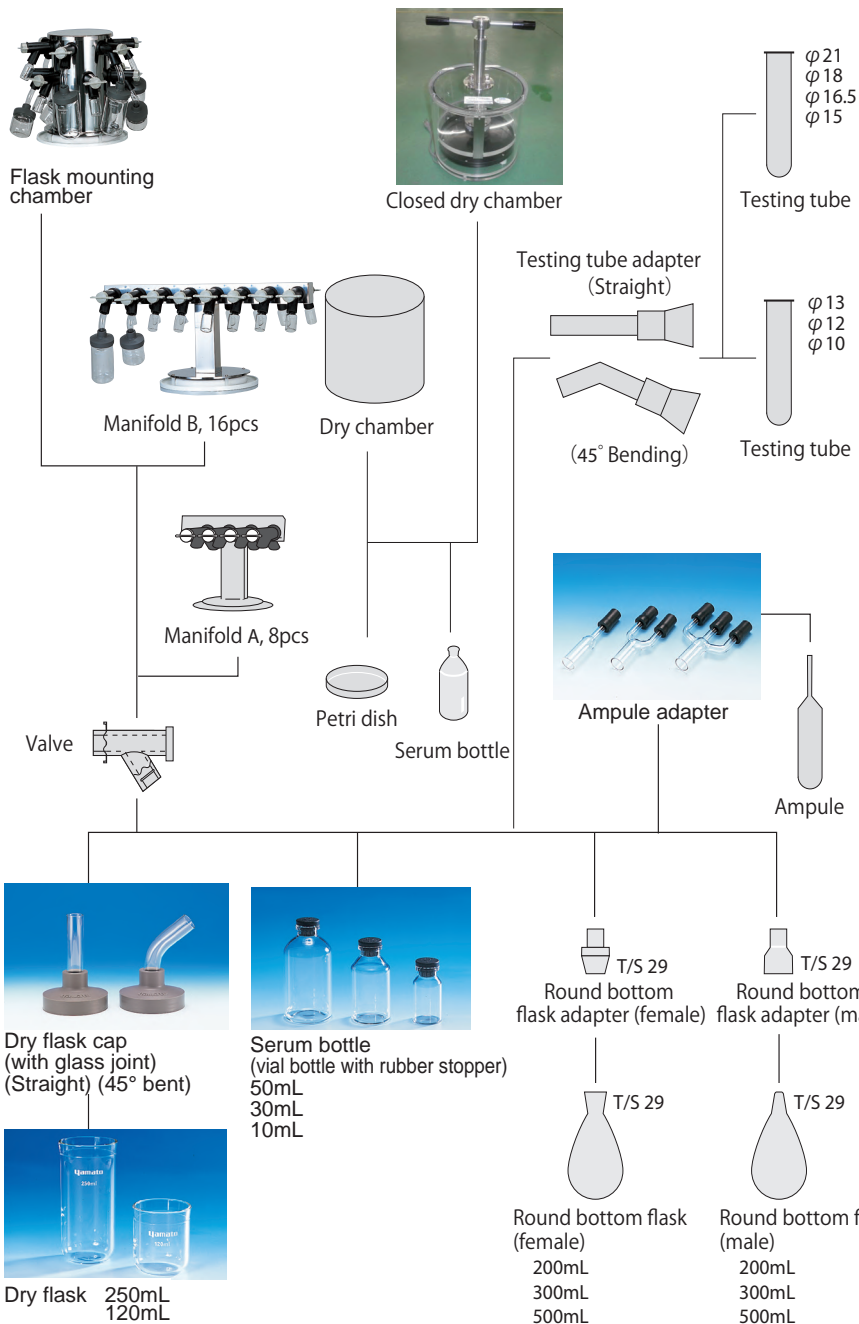
Sublimation Data



Cooling Curve



Accessories



Product code	212560	212561	212562	212563	212564
Product name	Flask mounting chamber	Manifold A	Manifold B	Dry chamber	Closed dry chamber
Shelf number	--			1	
Stopper	I.D. 18.5mm				
Stopper Pitch	96mm	80mm		60mm	Dish x 7
Port number	12	8	16	Temp. adjustment 30°C±2°C	
Dimension	φ195xH303	W304x D60xH263	W624x D60xH263	φ252xH240	φ252xH425

Product name	Product code	
Valve	212565	
Dry Flask	120mL, 5pcs	212820
	250mL, 5pcs	212821
Dry Flask Cap (with glass joint)	5pcs. (Straight)	212570
	5pcs. (45°C Bent)	212571
Serum Bottle (vial bottle with rubber stopper)	50mL, 10pcs	212814
	30mL, 10pcs	212815
	10mL, 10pcs	212816
Ampule Adapter	Single, 5pcs	212572
	Double, 5pcs	212573
	Triple, 5pcs	212574
Testing Tube Adapter (with glass joint)	Straight	212590
	45° bend	212591
Round Bottom Flask (Male)	200mL T/S 29	212594
	300mL T/S 29	212595
	500mL T/S 29	212596
Round Bottom Flask Adapter (Male)	T/S 29	212597
Round Bottom Flask (Female)	200mL T/S29	212566
	300mL T/S29	212567
	500mL T/S29	212568
Round Bottom Flask Adapter (Female)	T/S 29	212569
Micro Tube Holder	1.5mL, 16 pcs	212580
Glass Joint	Straight	212598
	45° bend	212599
Caster stop holder	4pcs set	281440



Yamato Freezers & Refrigerators

Contents

Laboratory Freezers

Ultra Low Freezers

Chest style Page 3

Upright style Page 5

Undercounter Page 6

Platinum Ultra Low Freezers

Chest style Page 7

Upright style Page 9

Low Temperature Freezers

Chest style Page 11

Upright style Page 12

Platinum Low Temperature Freezers

Chest style Page 13

Upright style Page 14

Undercounter & Countertop Freezers Page 15

Laboratory Refrigerators

Undercounter & Countertop Refrigerators Page 16

Laboratory Freezer / Refrigerator Combination Page 17

NOTES

Handwriting practice lines consisting of 20 horizontal dashed lines.

Ultra Low Freezers



ULF Series

Temperature range -40°C to -85°C / -40°F to -121°F
-40°C to -80°C / -40°F to -112°F

Style Chest (Horizontal) Upright (Vertical) Undercounter

1 ULF SERIES CHEST AND UPRIGHT ULTRA LOW FREEZERS

■ Features

- Digital temperature control with dual display and adjustable temperature range. Scan button for setting temperature and tamper proof lockout
- Quick pull-down to operating temperature with efficient and reliable cascade refrigeration. Two large hermetic compressors ensure rapid pull-down of product load. Because of the unique design of the freezers, the pressure in the refrigeration system is held very low, eliminating excessive heat build up. This low pressure allows the freezer to operate efficiently, extending compressor life.
- Compressor life is extended by an energy-saving low stage which operates only on demand.
- Compressors are protected with a constant flow of refrigerant
- Heat is efficiently and effectively dissipated by an air-cooled condenser with two heavy-duty fans. Condenser requires no liquid coolant
- Freezer has automatic timer system that restarts unit in case of power failure
- Frost and ice build-up along the gasket is minimized by a heater harness located beneath the channel
- CFC-Free R-508B and R-404A refrigerants

■ Primary Uses

- Clinics
- Research
- Small laboratories
- Hospital rooms
- Medical clinics

■ Common Specifications

Temperature control system	Digital control displays set point and chamber temperature
Digital alarm system with relay	Battery operated alarm system will emit an audible and visual signal when there is a mechanical or electrical failure. Alarm has over and under temperature setting, alarm silencing switch, and battery test switch. Also provided is a relay for remote alarm hook-up.
Refrigeration system	Cascade type - Two hermetic compressors. CFC & HCFC free refrigerants
Construction	Chamber is 14-ga. zinc coated galvanized steel. Exterior is 16-ga. steel. Powder coated cool gray finish.
Electrical requirements	115V, 60 Hz, 1 phase 208V, 60 Hz, 1 phase 230V, 60 Hz, 1 phase 220V, 50 Hz, 1 phase 220V, 60 Hz, 1 phase
Optional accessories	Chart recorder, CO ² and LN ² back-up system, Racks, Cold safety gloves

■ Unique Specifications for CHEST TYPE (HORIZONTAL) Ultra Low Freezers - Top Opening

Model	Capacity		Rack Capacity	Temp. Range	Internal Dimension		External Dimension	
	Liters	Cu. ft.			Inch	Centimeter	Inch	Centimeter
ULF001C	56	2	6	-40°C to -85°C / -40°F to -121°F	17" x 14" x 14"	43 x 35 x 35	25.25" x 25.75" x 40"	64 x 65 x 101
ULF101C	83	3	8	-40°C to -85°C / -40°F to -121°F	24" x 12" x 18"	60 x 30 x 45	34.5" x 25.25" x 48"	87 x 64 x 121
ULF201C	142	5	15	-40°C to -85°C / -40°F to -121°F	30" x 18" x 16"	76 x 45 x 40	40.5" x 31" x 47"	102 x 81 x 119
ULF301C	255	9	16	-40°C to -85°C / -40°F to -121°F	46" x 16" x 20"	116 x 40 x 50	57.5" x 29" x 46.5"	146 x 73 x 116
ULF401C	340	12	27	-40°C to -85°C / -40°F to -121°F	55" x 19" x 20"	139 x 48 x 50	65.5" x 32" x 47.5"	166 x 81 x 120
ULF501C	400	14	30	-40°C to -85°C / -40°F to -121°F	62" x 20" x 20"	157 x 50 x 50	72.5" x 33" x 47.5"	184 x 83 x 120
ULF601C	480	17	36	-40°C to -85°C / -40°F to -121°F	69" x 20" x 21"	175 x 50 x 53	81.25" x 33.5" x 48.5"	206 x 85 x 123
ULF701C	594	21	36	-40°C to -80°C / -40°F to -112°F	81" x 21.5" x 21"	205 x 54 x 53	91" x 36" x 49"	231 x 91 x 124
ULF801C	626	22	36	-40°C to -85°C / -40°F to -121°F	67" x 19" x 30"	170 x 48 x 76	98" x 36" x 43.5"	248 x 91 x 110
ULF901C	766	27	48	-40°C to -80°C / -40°F to -112°F	67" x 23" x 31.25"	170 x 57 x 79	98" x 36" x 43.5"	248 x 91 x 110

CHEST TYPE (HORIZONTAL) Ultra Low Freezers - Top Opening



56L
ULF001C



83L
ULF101C



142L
ULF201C



340L
ULF401C



480L
ULF601C



766L
ULF901C

■ Unique Specifications for **UPRIGHT TYPE (VERTICAL) Ultra Low Freezers**

Model	Capacity		Rack Capacity	Shelving	Temp. Range	Internal Dimension		External Dimension	
	Liters	Cu. ft.				Inch	Centimeter	Inch	Centimeter
ULF401U	370	13	15	4 adjustable (5 compartments)	-40°C to -85°C / -40°F to -121°F	20" x 22" x 51.25"	50 x 55 x 130	35" x 34.5" x 79.5"	88 x 87 x 201
ULF501U	505	18	20	4 adjustable (5 compartments)	-40°C to -85°C / -40°F to -121°F	23" x 26" x 51.25"	58 x 66 x 130	40" x 36" x 79.5"	101 x 91 x 201
ULF601U	626	22	25	4 adjustable (5 compartments)	-40°C to -85°C / -40°F to -121°F	28.5" x 26" x 51.25"	72 x 66 x 130	43" x 37" x 79.5"	109 x 93 x 201
ULF701U	710	25	30	4 adjustable (5 compartments)	-40°C to -85°C / -40°F to -121°F	34" x 25" x 51.25"	86 x 63 x 130	50" x 37" x 79.5"	127 x 93 x 201
ULF801U	792	28	30	4 adjustable (5 compartments)	-40°C to -80°C / -40°F to -112°F	38" x 25" x 51.25"	96 x 63 x 130	54" x 37" x 79.5"	137 x 93 x 201
ULF901U	877	31	35	4 fixed (5 compartments)	-40°C to -80°C / -40°F to -112°F	42" x 25" x 51.25"	106 x 63 x 130	60.5" x 37" x 79.5"	153 x 93 x 201



370L
ULF401U



505L
ULF501U



710L
ULF701U



877L
ULF901U

2 ULF SERIES UNDERCOUNTER MINI-CHEST ULTRA LOW FREEZERS

Common Specifications

Temperature range	-40°C to -85°C / -76°F to -121°F
Temperature control system	Digital data logging. Battery back-up, Hi/Low alarm.
Clearance	4" on sides and back.
Alarm system	Battery operated alarm system will emit an audible and visual signal when there is a mechanical or electrical failure. A relay for a remote alarm hook-up is also provided
Doors	Single solid, locking
Legs	Four, leveling
Evaporator	Cold wall
Defrost	Manual
Insulation	Polyurethane CFC Free
Electrical requirements	115V, 60 Hz, 1 phase
Supply plug	NEMA 5-15P ETL listed

Unique Specifications for UNDERCOUNTER Ultra Low Freezers

Model	Capacity		Internal Dimension		External Dimension	
	Liters	Cu. ft.	Inch	Centimeter	Inch	Centimeter
ULF101UN	54	2	14" x 18" x 12.5"	35 x 45 x 31	23" x 27" x 32"	58 x 68 x 81
ULF201UN	94	3	14" x 19.25" x 20.75"	36 x 49 x 53	37.5" x 28.5" x 32"	95.25 x 72 x 81



54L
ULF101UN



94L
ULF201UN

Ultra Low Freezers



ULF PLATINUM Series

Temperature range -40°C to -85°C / -40°C to -80°C

Style Chest (Horizontal) Upright (Vertical)

ULF PLATINUM SERIES CHEST AND UPRIGHT ULTRA LOW FREEZERS

■ Features

- Digital temperature control with dual display and adjustable temperature range. Scan button for setting temperature and tamper proof lockout
- Quick pull-down to operating temperature with efficient and reliable cascade refrigeration. Two large hermetic compressors ensure rapid pull-down of product load. Because of the unique design of the freezers, the pressure in the refrigeration system is held very low, eliminating excessive heat build up. This low pressure allows the freezer to operate efficiently, extending compressor life.
- Compressor life is extended by an energy-saving low stage which operates only on demand.
- Compressors are protected with a constant flow of refrigerant
- Heat is efficiently and effectively dissipated by an air-cooled condenser with two heavy-duty fans. Condenser requires no liquid coolant
- Freezer has automatic timer system that restarts unit in case of power failure
- Frost and ice build-up along the gasket is minimized by a heater harness located beneath the channel
- CFC-Free R-508B and R-404A refrigerants

■ Primary Uses

- Clinics
- Research
- Small laboratories
- Hospital rooms
- Medical clinics

■ Common Specifications

Temperature control system	Touch Screen control Displays set point and chamber temperature Hi/Low Alarm W/ Email and SMS notification Alarm Relay Dry Contacts Power Failure Dry Contacts Battery Back-up Viewable Temperature graph Data logging downloadable via USB or FTP Multi-Level Security VNC Remote Access via PC / smart devices
Digital alarm system with relay	Battery operated alarm system will emit an audible and visual signal when there is a mechanical or electrical failure. The alarm has an over and under temperature setting, alarm silencing switch. A relay for a remote alarm hook-up is also provided.
Access port	Mounted in left hand side of the cabinet will be a 1/2" porthole leading into the chilling chamber, complete with plugs.
Refrigeration system	Cascade Type - Two hermetic motor compressors. CFC & HCFC free refrigerants
Construction	Chamber is 14-ga. Zinc coated galvanized steel. Exterior is 16-ga. steel. Powder coated cool gray finish.
Electrical requirements	115V, 60 Hz, 1 phase 208V, 60 Hz, 1 phase 230V, 60 Hz, 1 phase 220V, 50 Hz, 1 phase 220V, 60 Hz, 1 phase
Optional accessories	CO ₂ and LN ₂ back-up system, Racks, Cold safety gloves

■ Unique Specifications for PLATINUM CHEST TYPE (HORIZONTAL) Ultra Low Freezers - Top Opening

Model	Capacity		Rack Capacity	Temp. Range	Internal Dimension		External Dimension	
	Liters	Cu. ft.			Inch	Centimeter	Inch	Centimeter
ULF001CP	56	2	6	-40°C to -85°C	17" x 14" x 14"	43 x 35 x 35	25.25" x 25.75" x 40"	64 x 65 x 101
ULF101CP	83	3	8	-40°C to -85°C	24" x 12" x 18"	60 x 30 x 45	34.5" x 25.25" x 48"	87 x 64 x 121
ULF201CP	142	5	15	-40°C to -85°C	30" x 18" x 16"	76 x 45 x 40	40.5" x 31" x 47"	102 x 81 x 119
ULF301CP	255	9	16	-40°C to -85°C	46" x 16" x 20"	116 x 40 x 50	57.5" x 29" x 46.5"	146 x 73 x 116
ULF401CP	340	12	27	-40°C to -85°C	55" x 19" x 20"	139 x 48 x 50	65.5" x 32" x 47.5"	166 x 81 x 120
ULF501CP	400	14	30	-40°C to -85°C	62" x 20" x 20"	157 x 50 x 50	72.5" x 33" x 47.5"	184 x 83 x 120
ULF601CP	480	17	36	-40°C to -85°C	69" x 20" x 21"	175 x 50 x 53	81.25" x 33.5" x 48.5"	206 x 85 x 123
ULF701CP	595	21	36	-40°C to -80°C	81" x 21.5" x 21"	205 x 54 x 53	91" x 36" x 49"	231 x 91 x 124
ULF801CP	626	22	36	-40°C to -85°C	67" x 19" x 30"	170 x 48 x 76	98" x 36" x 43.5"	248 x 91 x 110
ULF901CP	766	27	48	-40°C to -80°C	67" x 23" x 31.25"	170 x 57 x 79	98" x 36" x 43.5"	248 x 91 x 110

PLATINUM CHEST TYPE (HORIZONTAL) Ultra Low Freezers - Top Opening



56L
ULF001CP



142L
ULF201CP



340L
ULF401CP



480L
ULF601CP



766L
ULF901CP

■ Unique Specifications for **PLATINUM UPRIGHT TYPE (VERTICAL) Ultra Low Freezers with Door Mounted Touch Screen Control**

Model	Capacity		Rack Capacity	Shelving	Temp. Range	Internal Dimension		External Dimension	
	Liters	Cu. ft.				Inch	Centimeter	Inch	Centimeter
ULF401UP	370	13	15	4 adjustable (5 compartments)	-40°C to -85°C	20" x 22" x 51.25	50 x 55 x 130	35" x 34.5" x 79.5"	88 x 87 x 201
ULF501UP	505	18	20	4 adjustable (5 compartments)	-40°C to -85°C	23" x 26" x 51.25"	58 x 66 x 130	40" x 36" x 79.5"	101 x 91 x 201
ULF601UP	626	22	25	4 adjustable (5 compartments)	-40°C to -85°C	28.5" x 26" x 51.25"	72 x 66 x 130	43" x 37" x 79.5"	109 x 93 x 201
ULF701UP	710	25	30	4 adjustable (5 compartments)	-40°C to -85°C	34" x 25" x 51.25"	86 x 63 x 130	50" x 37" x 79.5"	127 x 93 x 201
ULF801UP	792	28	30	4 adjustable (5 compartments)	-40°C to -80°C	38" x 25" x 51.25"	96 x 63 x 130	54" x 37" x 79.5"	137 x 93 x 201
ULF901UP	877	31	35	4 adjustable (5 compartments)	-40°C to -80°C	42" x 25" x 51.25"	106 x 63 x 130	60.5" x 37" x 79.5"	153 x 93 x 201



370L
ULF401UP



505L
ULF501UP



710L
ULF701UP



877L
ULF901UP

NOTES

Handwriting practice lines consisting of 20 horizontal dashed lines.

Low Temperature Freezers



LTF Series

Temperature range 0°C ~ -40°C / +32°F ~ -40°F

Style

Chest (Horizontal)

Upright (Vertical)

LTF SERIES CHEST AND UPRIGHT LOW TEMPERATURE FREEZERS

Every freezer is fully tested for 7 days under the most demanding conditions. The constant ultra low setpoint operating temperature is guaranteed in warm (+30°C) temp. environments.

Common Specifications

Temperature range	0°C ~ -40°C / +32°F ~ -40°F
Temperature control system	Digital Control with two temperature displays. One display shows the set temperature, the other shows the actual temperature in the freezer.
Digital alarm system with relay	Battery operated alarm system will emit an audible and visual signal when there is a mechanical or electrical failure. The alarm has an over and under temperature setting, alarm silencing switch, and battery test switch. Also provided is a relay for remote alarm hook-up.
Refrigeration system	Single stage system with one hermetic compressor. CFC & HCFC free refrigerants
Construction	Chamber is 14-ga. zinc coated galvanized steel. Exterior is 16-ga. steel. Powder coated cool gray finish.
Electrical requirements	115V, 60 Hz, 1 phase 208V, 60 Hz, 1 phase 230V, 60 Hz, 1 phase 220V, 50 Hz, 1 phase 220V, 60 Hz, 1 phase
Optional accessories	Chart recorder, CO ₂ and LN ₂ back-up system, Racks, Cold safety gloves

Primary Uses

- Clinics
- Research
- Small laboratories
- Hospital rooms
- Medical clinics

Unique Specifications for CHEST TYPE (HORIZONTAL) Low Temperature Freezers - Top Opening

Model	Capacity		Rack Capacity	Internal Dimension		External Dimension	
	Liters	Cu. ft.		Inch	Centimeter	Inch	Centimeter
LTF001C	56	2	6	17" x 14" x 14"	43 x 35 x 35	25.25" x 25.75" x 40"	64 x 65 x 101
LTF101C	83	3	8	24" x 12" x 18"	61 x 31 x 46	34.5" x 25.25" x 48"	87 x 64 x 121
LTF201C	142	5	15	30" x 18" x 16"	76 x 46 x 40.	40.5" x 31" x 47"	102 x 81 x 119
LTF301C	255	9	16	45.5" x 16" x 20"	115 x 40 x 50	57.5" x 29 x 46.5"	146 x 73 x 116
LTF401C	340	12	27	55" x 19" x 20"	139 x 48 x 50	65.5" x 32" x 47.5"	166 x 81 x 120
LTF501C	400	14	30	62" x 20" x 20"	157 x 50 x 50	72.5" x 33" x 47.5"	184 x 83 x 120
LTF601C	480	17	36	69" x 20" x 21"	175 x 50 x 53	81.25" x 33.5" x 48.5"	206 x 85 x 123
LTF701C	594	21	42	81" x 21.5" x 21"	205 x 54 x 53	91" x 36" x 49"	231 x 91 x 124
LTF801C	626	22	36	67" x 19" x 30"	170 x 48 x 76	98" x 36" x 43.5"	248 x 91 x 110
LTF901C	766	27	48	67" x 23" x 31.25"	170 x 57 x 79	98" x 36" x 43.5"	248 x 91 x 110



56L
LTF001C



83L
LTF101C



340L
LTF401C

CHEST TYPE (HORIZONTAL) Low Temperature Freezers - Top Opening



480L
LTF601C



766L
LTF901C

Unique Specifications for UPRIGHT TYPE (VERTICAL) Low Temperature Freezers

Model	Capacity		Rack Capacity	Shelving	Internal Dimension		External Dimension	
	Liters	Cu. ft.			Inch	Centimeter	Inch	Centimeter
LTF401U	370	13	15	4 adjustable (5 compartments)	20" x 22" x 51.25	50 x 55 x 130	35" x 34.5" x 79.5"	88 x 87 x 201
LTF501U	505	18	20	4 adjustable (5 compartments)	23" x 26" x 51.25"	58 x 66 x 130	40" x 36" x 79.5"	101 x 91 x 201
LTF601U	626	22	25	4 adjustable (5 compartments)	28.5" x 26" x 51.25"	72 x 66 x 130	43" x 37" x 79.5"	109 x 93 x 201
LTF701U	710	25	30	4 adjustable (5 compartments)	34" x 25" x 51.25"	86 x 63 x 130	50" x 37" x 79.5"	127 x 93 x 201
LTF901U	792	28	30	4 adjustable (5 compartments)	38" x 25" x 51.25"	96 x 63 x 130	54" x 37" x 79.5"	137 x 93 x 201



370L
LTF401U



710L
LTF701U



792L
LTF901U

Low Temperature Freezers



LTF PLATINUM Series

Temperature range 0°C ~ -40°C

Style Chest (Horizontal) Upright (Vertical)

LTF PLATINUM SERIES CHEST AND UPRIGHT LOW TEMPERATURE FREEZERS

Every freezer is fully tested for 7 days under the most demanding conditions. The constant ultra low setpoint operating temperature is guaranteed in warm (+30°C) temp. environments.

Common Specifications

Temperature control system	Touch Screen control Displays set point and chamber temperature Hi/Low Alarm W/ Email and SMS notification Alarm Relay Dry Contacts Power Failure Dry Contacts Battery Back-up Viewable Temperature graph Data logging downloadable via USB or FTP Multi-Level Security VNC Remote Access via PC / smart devices
Digital alarm system with relay	Battery operated alarm system will emit an audible and visual signal when there is a mechanical or electrical failure. The alarm has an over and under temperature setting, alarm silencing switch. A relay for a remote alarm hook-up is also provided.
Access port	Mounted in left hand side of the cabinet will be a 1/2" porthole leading into the chilling chamber, complete with plugs.
Refrigeration system	Single stage system with one hermetic compressors. CFC & HCFC free refrigerants
Construction	Chamber is 14-ga. Zinc coated galvanized steel. Exterior is 16-ga. steel. Powder coated cool gray finish.
Electrical requirements	115V, 60 Hz, 1 phase 208V, 60 Hz, 1 phase 230V, 60 Hz, 1 phase 220V, 50 Hz, 1 phase 220V, 60 Hz, 1 phase
Optional accessories	Chart recorder, CO ₂ and LN ₂ back-up system, Racks, Cold safety gloves

Primary Uses

- Clinics
- Research
- Small laboratories
- Hospital rooms
- Medical clinics

Unique Specifications for PLATINUM CHEST TYPE (HORIZONTAL) Low Temperature Freezers - Top Opening

Model	Capacity		Rack Capacity	Internal Dimension		External Dimension	
	Liters	Cu. ft.		Inch	Centimeter	Inch	Centimeter
LTF101CP	83	3	8	24" x 12" x 18"	61 x 31 x 46	34.5" x 25.25" x 48"	87 x 64 x 121
LTF201CP	142	5	15	30" x 18" x 16"	76 x 46 x 40	40.5" x 31" x 47"	102 x 81 x 119
LTF301CP	255	9	16	45.5" x 16" x 20"	115 x 40 x 50	57.5" x 29 x 46.5"	146 x 73 x 116
LTF401CP	340	12	27	55" x 19" x 20"	139 x 48 x 50	65.5" x 32" x 47.5"	166 x 81 x 120
LTF501CP	400	14	30	62" x 20" x 20"	157 x 50 x 50	72.5" x 33" x 47.5"	184 x 83 x 120
LTF601CP	480	17	36	69" x 20" x 21"	175 x 50 x 53	81.25" x 33.5" x 48.5"	206 x 85 x 123
LTF701CP	594	21	42	81" x 21.5" x 21"	205 x 54 x 53	91" x 36" x 49"	231 x 91 x 124
LTF801CP	626	22	36	67" x 19" x 30"	170 x 48 x 76	98" x 36" x 43.5"	248 x 91 x 110
LTF901CP	766	27	48	67" x 23" x 31.25"	170 x 57 x 79	98" x 36" x 43.5"	248 x 91 x 110



83L
LTF101CP



255L
LTF301CP



340L
LTF401CP

PLATINUM CHEST TYPE (HORIZONTAL) Low Temperature Freezers - Top Opening



Unique Specifications for PLATINUM UPRIGHT TYPE (VERTICAL) Low Temp. Freezers with Door Mounted Touch Screen Control

Model	Capacity		Rack Capacity	Shelving	Internal Dimension		External Dimension	
	Liters	Cu. ft.			Inch	Centimeter	Inch	Centimeter
LTF401UP	370	13	15	4 adjustable (5 compartments)	20" x 22" x 51.25"	50 x 55 x 130	35" x 34.5" x 79.5"	88 x 87 x 201
LTF501UP	505	18	20	4 adjustable (5 compartments)	23" x 26" x 51.25"	58 x 66 x 130	40" x 36" x 79.5"	101 x 91 x 201
LTF601UP	626	22	25	4 adjustable (5 compartments)	28.5" x 26" x 51.25"	72 x 66 x 130	43" x 37" x 79.5"	109 x 93 x 201
LTF701UP	710	25	30	4 adjustable (5 compartments)	34" x 25" x 51.25"	86 x 63 x 130	50" x 37" x 79.5"	127 x 93 x 201
LTF801UP	792	28	30	4 adjustable (5 compartments)	38" x 25" x 51.25"	96 x 63 x 130	54" x 37" x 79.5"	137 x 93 x 201



Undercounter and Countertop Freezers

Lab and Pharmacy Freezers with Solid Door



UCF Series

Door type Solid

Internal capacity 42L / 1.5 cu.ft. 48L / 1.7 cu.ft. 90L / 3.2 cu.ft.

Specifications

Model	UCF000	UCF001	UCF101A	UCF101B
Capacity	42L / 1.5 cu.ft.	48L / 1.7 cu.ft.	90L / 3.2 cu.ft.	90L / 3.2 cu.ft.
Temperature range	-20°C / -4°F	-15°C to -25°C / 5°F to -13°F	-10°C to -25°C / 14°F to -13°F	-20°C to -40°C / -4°F to -40°F
Temperature control	Mechanical dial thermostat	Digital display		
Alarm system	N/A	High / Low temperature, door ajar power failure, low battery sensor failure, USB failure		
Data logging	N/A	Yes, adjustable intervals		
Data download	N/A	N/A	Yes, via USB, PDF format	
Min / Max temperature	N/A	Yes, display and reset		
Alarm relay	N/A	Yes, dry contacts		
Back-up battery	N/A	N/A	Yes, only powers alarm	
Access port	3/8" diameter		1" diameter	
Shelves	1 fixed shelf	2 adjustable shelves, base shelf		
Insulation	Urethane foam	US EPA and SNAP approved		
Refrigerant	R600a			R290
Compressor	Hermetic compressor			
Air circulation	Gravity flow	Direct cooling		
Defrost	Manual			
Exterior construction	Painted steel			
Interior construction	Steel	Painted aluminum		
Lockable door	Yes, keyed			
Leveling legs	4		2 front	
Casters	N/A	N/A	2 rear	
Internal dimensions (WxDxH)	14" x 13.25" x 14.5" 35 x 33 x 36 mm	17.75" x 13.75" x 16" 45 x 34 x 40 cm	19.5" x 15.75" x 22" 50 x 40 x 56 cm	20" x 19.5" x 24.25" 50 x 49 x 61 cm
External dimensions (WxDxH)	18.5" x 19.5" x 19.5" 46 x 49 x 49 cm	28.75" x 24" x 20.5" 74 x 61 x 53 cm	23.75" x 21.5" x 32" 60 x 64 x 84 cm	24" x 24" x 33" 61 x 61 x 83 cm
Weight	~ 50 lbs.	115 lbs.	165 lbs.	
Voltage	115V, 60 Hz, 1 phase			
Amperage Line Running	15 Amp Dedicated 1.1A		15 Amp Dedicated 1.66A	15 Amp Dedicated 4.19A
Supply plug	NEMA 5-15			
Certification	N/A	UL listed, C-UL, Energy Star	UL listed	
Optional accessories	Chart recorder, cold safety gloves			



42L
UCF000



48L
UCF001



90L
UCF101A



90L
UCF101B

Undercounter and Countertop Refrigerators

Lab and Pharmacy Refrigerators



UCR Series

Temperature range 2°C to 8°C / 35°F to 46°F

Door type Solid Door Glass Door

Internal capacity 75L 2.64 cu.ft. 130L 4.6 cu.ft.

Specifications

Model	UCR001	UCR001G	UCR101	UCR101G
Capacity	75L / 2.64 cu.ft.	75L / 2.64 cu.ft.	130L / 4.6 cu.ft.	130L / 4.6 cu.ft.
Door	Single solid, lockable (keyed)	Single glass, lockable (keyed)	Single solid, lockable (keyed)	Single glass, lockable (keyed)
Temperature range	2°C to 8°C / 35°F to 46°F			
Digital type	Microprocessor, digital			
Alarms	Hi / Low temperature, door ajar power failure, low battery sensor failure, USB failure			
Porthole	1" diameter			
Storage	2 adjustable shelves, 1 basket			
Insulation	US EPA and SNAP approved			
Exterior	Steel			
Refrigerant	R600a			
Compressor	Hermetic compressor			
Air circulation	Forced air			
Defrost	Automatic			
Exterior construction	Painted white			
Casters	2 rear, with leveling feet			
Internal dimensions (WxDxH)	17.5" x 17.5" x 21.75" 44 x 44 x 54 cm		21.5" x 20" x 23.25" 55 x 51 x 59 cm	
External dimensions (WxDxH)	21.25" x 22" x 30" 54 x 56 x 76 cm		25.75" x 24.75" x 32" 65 x 63 x 81 cm	
Weight	150 lbs.		165 lbs.	
Voltage	115V, 60 Hz, 1 phase			
Amperage line / running	15amd dedicated / 2.28A			
NEMA configuration	NEMA 5-15, comes with plug			
Optional accessories	Chart recorder, cold safety gloves, extra shelves			



75L
UCR001

130L
UCR101



75L
UCR001G

130L
UCR101G

Laboratory Freezer/Refrigerator Combination



**MADE
IN THE
USA**

RFC Series

Internal capacity	515L 18.2 cu.ft	1359L 48 cu.ft	1982L 70 cu.ft
-------------------	--------------------	-------------------	-------------------

■ Features

- Digital temperature display
- High/Low alarm
- Two solid locking doors
- Auto or manual defrost available
- Locking casters
- Adjustable shelves
- CFC-free refrigerant and insulation
- UL listed
- Stainless exterior / interior available
- Optional chart recorder

■ Primary Uses

- Laboratories
- Pharmacies

■ Specifications

Model	RFC501	RFC1301	RFC2001
Capacity	515L / 18.2 cu.ft.	1359L / 48 cu.ft.	1982L / 70 cu.ft.
Refrigerator capacity	9.1 cu.ft.	24 cu.ft.	46.6 cu.ft.
Freezer capacity	9.1 cu.ft.	24 cu.ft.	24 cu.ft.
Door	Two Solid, locking		Three Solid, locking
Temperature range	(Refrigerator) 2°C to 8°C / 36°F to 46°F (Freezer) 0°C to -25°C / +32°F to -13°F	(Refrigerator) 2°C to 8°C / 36°F to 46°F (Freezer) 0°C to -25°C / +32°F to -13°F	(Refrigerator) 4°C / 39°F (Freezer) -20°C / -4°F
Temperature control	Two - Digital display		
Temperature alarm	Hi/Low temperature alarm with audible and visual alarm, Alarm relay dry contacts, Min/Max Memory (for RFC2001)		
Shelves	2 Per Compartment Epoxy Coated	3 Per Compartment Epoxy Coated	3 Per Compartment Epoxy Coated
Legs	Four locking		
Insulation	Polyurethane		
Compressor	1/4 hp (R), 1/3 hp (F)	1/4 hp (R), 1/2 hp (F)	1/3 hp (R), 1/2 hp (F)
Evaporator	Fin and tube		
Refrigerator defrost	Automatic		
Freezer defrost	Automatic		
Interior / Exterior finish	White coated steel	Stainless steel	
Interior dimension of Refrigerator (WxDxH)	28 x 28 x 20"	22 x 28 x 60"	48 x 28 x 60"
Interior dimension of Freezer (WxDxH)	28 x 28 x 20"	22 x 28 x 60"	28 x 28 x 20"
External dimensions (WxDxH)	27.5" x 34" x 81.5" 70 x 86 x 207 cm	52 x 34.75 x 81.5" 132 x 88 x 207" cm	78 x 34.75 x 81.5" 198 x 88 x 207 cm
Weight	550 lbs.	625 lbs.	950 lbs.
Voltage	115V, 60 Hz, 1 phase		
Running amps	4.5A (R), 7.5A (F)	5.7A (R), 6.0A (F)	9.4A (R), 10.6A (F)
Supply plug	5-15P NEMA (1 plug per chamber) UL listed		
Optional accessories	Chart recorder, Leg seismic restraints, Wall seismic restraints		

LABORATORY FREEZER / REFRIGERATOR COMBINATION



515L
RFC501



1359L
RFC1301



1982L
RFC2001



Yamato Glassware Washers

Contents

Semi-automatic Glassware Washer

AW47 ----- Page 3

Laboratory Glassware Washer (Process Monitorable)

AWD510 / AWD510DRY ----- Page 4

Semi-automatic Benchtop Glassware Washer



AW47-115V / AW47-220V

Capacity

Test tube 450 pcs. (16.5ml)
Volumetric flask 36 pcs. (100ml)

Washing
water temp.

Room temp. ~60°C

Washing time

Setting range 0~60 min.



Easy to use benchtop semi-automatic glassware washer

- Semi-automatic washer, easy to operate by simply setting time then start
- Upward and downward two-way pressurized water jet method with rotating jet nozzles bring high level cleaning. Detergent washing is also available
- With built-in water heater, no boiler piping and water heating system are required
- Optional jet rack is available for hard to clean targets, such as glassware with narrow neck or body

Control Panel

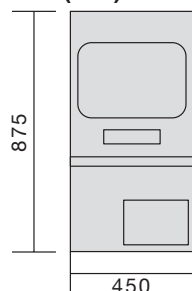


Specifications

Model	AW47-115V AW47-220V
Cleaning method	Upward and downward two-way pressurized water jet method Rotating jet nozzles (fixed when using jet rack)
Washing water temp.	Room temp. ~ 60°C
Water heater	Built-in heater 1kW, room temperature to 60°C
Supply water pressure	0.1~0.3MPa
Glassware stand	Table (Standard), racks (optional)
Water supply	Electromagnetic valve open/close
Water drain	Natural drainage by water level gap
Exterior material	Chrome-free electric galvanized steel plate, chemical-resistant paint
Interior material	Stainless steel
External dimensions	W450 x D490 x H875mm
Internal dimensions	W420 x D450 x H570mm
Pump	200W
Spin table	Dia. 420mm
Door	Drop down style
Weight	~43kg
Power source (50/60Hz)	AC115V 13A AC220V 7A
Included accessories	Water supply hose (with coupler) 2m 1pc. Drain hose (I.D.25.4mm) 1.5m 1pc. Vinyl cover 1pc. Phosphorus-free detergent 1kg (50ml measuring spoon 1pc.) Water supply unit 1set
Consumable	Phosphorus-free detergent

* Protrusions excluded

Dimensions (mm)



Optional items



(1)
Jet rack (glassware not included)



(2)
Test tube rack (glassware not included)



(3)
Phosphorus-free detergent

No.	Product name	Description	Product code
(1)	Jet rack	Hold up to 36 pcs. of 100ml flask	291090
(2)	Test tube rack	Hold up to 450 pcs. of ø18.5mm test tube	291091
(3)	Detergent	Phosphorus-free detergent 8kg	8190026001

New!

Laboratory Washer (Process Monitorable)

MADE
IN
JP

AWD-510 / AWD-510DRY

Washing
tank

W500 x D480 x H480 mm

Washing
water temp.

Pre-wash and wash: 45~80°C / Rinse and final wash: 45~93°C
Pre-drying: Fixed at ~60°C

Washing time

1~60 minutes.

- Provides safer, more consistent cleaning and disinfection than hand washing
- Color-coded lighting indicates current stage of the washing process



- Cleaning progress can be monitored from a distance via the front-panel LED and the tank's internal lighting color.
- Rinsing can be done at any temperature setting up to 93°C.
- Hot water is cooled to below 60°C before being discharged, eliminating the need for heat-resistant piping
- Effluent temperature is controlled to remain at or below 60 °C.
- A large double glass window provides a clear view of the interior.
- Double-glazed window ensures that the surface does not get hot even during hot water disinfection.
- Sliding two-tier rack allows for large quantities of instruments to be washed at once.
- Rotating nozzle showers at the top, middle and bottom allow for even cleaning.
- Detergent is automatically measured and dispensed (liquid detergent).
- Jet rack (optional) allows for the cleaning of flasks and other containers whose interiors are difficult to clean.
- Feed-water connection between the rack and main unit is automatically established when the door is closed.
- Electronic lock eliminates the risk of accidentally opening the door during cleaning.
- A wide variety of racks (optional) are available to suit your cleaning equipment.

FRONT LED LAMP/ INTERNAL COLOR LIGHTING:

Five color lighting to differentiate each process enables quick confirmation of the current progress even from a distance


AWD510



Pre-washing (green)



Washing (yellow)



Rinsing (blue)



Rinsing by pure water
light blue (optional)

AWD510DRY




Pre-washing (green)




Washing (yellow)



Rinsing (blue)



Rinsing by pure water
light blue (optional)



Pre-drying
(purple) (optional)

Specifications

Model		AWD-510	AWD-510DRY
Type		Upper / middel / lower stage pressure jet type rotary jet nozzle	
Objects to be washed		Glassware as a whole including test tubes, flasks, beakers (excluding pipet)	
Detergent		Liquid detergent/supplied by automatic supply unit Powder detergent/manually supplied during operation	
Performance	Operation panel	Touch panel 4.3 inch LCD	
	Washing program	Pre-wash -> wash -> rinse -> final wash	Pre-wash -> wash -> rinse -> final wash -> pre-drying
	Arbitrary selection of the process	Washing temperature setting: OFF, pre-wash and wash: 45~80°C, rinse and final wash: 45~93°C	Washing temperature setting: OFF, pre-wash and wash: 45~80°C, rinse and final wash: 45~93°C, pre-drying: fixed at about 60°C
	Washing time	1~60 minutes (~10 minutes for 90°C or more), Wait, Repeat count: 1~10	1~60 minutes (~10 minutes for 90°C or more), Wait, Repeat count: 1~10, Pre-drying process: Time setting: 1~360 min, Wait OFF, Repeat Count: 1
	Program	Nine patters of above program can be stored	
	Process display	Operation panel LED ON for each process pre-wash, wash, rinse, final wash, predrying): green Lighting color inside the bath: Pre-wash [green], wash [yellow], rinse [blue], final wash [light blue], predrying [purple]	
	Maximum washing volume	With two stages: Upper stage 10kg (effective height 150mm), Lower stage 15kg (effective height 165mm) With one stage: Lower stage 15kg (effective height 300mm) * with optional low-stage rack used	
Installation	Ambient environment	Operating ambient temperature: 5~40°C, Humidity 65±20%RH (no dewing), Elevation: 1500m or less above sea level	
	Water supply conditions	Tap water (mandatory): G3/4 connections (G1/2 on the equipment side), flow 10L/min or more, temperature: 5~25°C Feedwater pressure: 0.1~0.5MPa Hot water (optional): G3/4 connection port (G1/2 on the equipment side), flow 10L/min or more, temperature: 5~60°C Feedwater pressure: 0.1~0.5MPa Pure water (optional): φ10.5mm connection port, gravity water supply, temperature: 5~60°C Feedwater pressure: 0.02~0.1MPa Feedwater rate: 11L	
	Draining	Temperature: 60°C or less, φ31.5mm connection port, on the equipment side: nominal 40 (40A) piping Forced drain with pump	
	Overflow	Connection port 13mm	
Composition	Legs	Level adjuster (M10 screw)	
	Exterior	Overall dimensions: W580xD600xH845mm (excluding protrusions) Side/top surfaces: SUS304 hairline, bottom plate/backside: SUS304 2B Front panel (front below): SPCC	
	Door	Front loading type (damper mechanism) Double glass inside structure (heat-resistant reinforced), Outside: Polycarbonate Operation panel (door upper portion): ABS resin	
	Inner tank	Washing tank dimensions: W500xD480xH480mm (excluding protrusions), material: SUS316 Rotary nozzle shower type, internal filter 10 mesh, water tank filter 40 mesh, heater 2kW Bath internal temperature sensor (Pt100)	
	Pre-drying unit	-	Heater 700W, hot air drying with external air introduced via HEPA
	Heat insulation material	Melamine resin	
	Main power switch	Leakage breaker function with overcurrent (provided in the front panel (lower front)	
	Standby power switch	Tact switch (provided on the right side of panel)	
	Steam cooling function	Reduction of the steam amount due to steam cooling	
	Controller	Calendar function (battery backup), set memory function	
Safety device		Interlock, overcurrent/sensitivity current, door lock, overtemperature prevention, water full detection, circulation water pressure drop detection, leakage detection, prevention of water overtemperature	
Standard	No. of rack stages	2 or 1 (option)	
	Power supply	Single phase AC220V 13A (breaker capacity 15A), Power cord: 3m, 3 wires. Round terminal for M5	
	Internal dimension	500x480x480 mm (WxDxH)	
	External dimension	580x600x845 mm (WxDxH)	
Accessories		Dry weight 87kg (excluding racks and circulation water)	
		Water supply hose [20A(G3/4) female - 15A(G1/2) female 1.5m] (2 pieces), Drain hose (inside dia. 31x2m), Detergent bottle housing rack, detergent tube, operation manual, cover to be used after removal of upper rack, overflow hose (inside dia. φ12x1.5m), upper and lower rotation nozzles	

* The performance is under conditions of power supply of AC220V, room temperature of 23°C ±5°C, the humidity of 65 RH±20%

* The performance range is for the raw water pressure at 0.1 0.5MPa and water temperature at 20 °C The water sampling rate differs depending on fluctuation of the water temperature.

Rack Mounting Examples

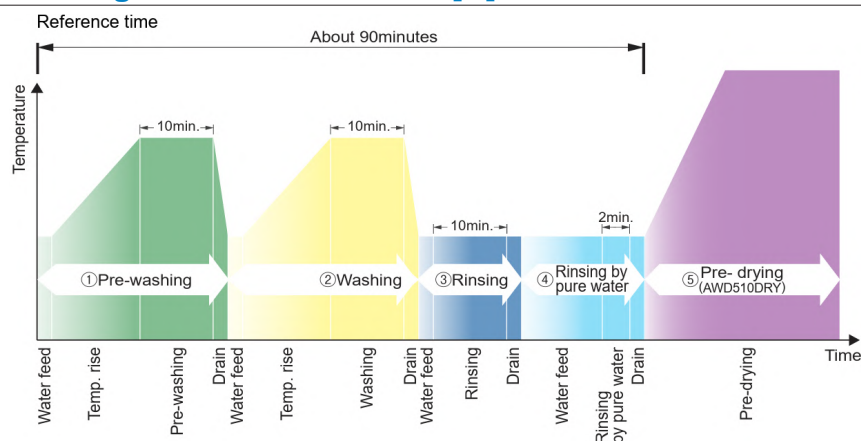


**Jet rack, Slide-type A5
(291063)**
Flask not included
The end of each pipe is
a nozzle



**Test tube rack
(291068)**
Test tubes not included
Rack base, Slide-type
upper/lower-stage

Washing Period Guide: Mode [B]



Operating conditions: Room temperature : $23\pm 5^{\circ}\text{C}$
Water temperature: 23°C
Raw water pressure: 0.1 MPa
Power supply: $200\text{V}\pm 5\%$ /
Mode (without rinsing with pure water): Mode [B]
(Frequency of rinsing and rinsing with pure water changed to once + preliminary drying)

Optional items

No.	Product name	Description	Product code
(1)	Rack base, slide type upper stage	Upper rack in the tank. Installed on the lower stage in the washing tank and can carry various racks.	291061
(2)	Rack base, slide type lower stage	Lower rack in the tank. Installed on the lower stage in the washing tank and can carry various racks.	291062
(3)	Jet rack, slide type A5	Enables washing of the inside of measuring flasks. This jet rack cannot be used together with lower and upper racks	291063
(4)	Test tube rack	Used for washing of test tubes. Set of four 90°-divided pieces. Used as a set with rack base.	291068
(5)	Band to hold glassware items	Use this band to prevent test tubes from tipping when only a few are loaded on the test tube rack. 4 pc. set.	291071
(6)	Beaker rack A5	Used for washing of beakers. Used as a set with rack base. Applicable beaker: 50 to 3000ml.	291064
(7)	Beaker rack net for beaker rack A5	Used for washing 50 to 200ml beakers with the beaker rack A5. To prevent overturn of beakers.	291069
(8)	Stand	W580xD600xH535, with casters/adjuster	291067
(9)	Mesh tray	Used for washing of small objects. Size: W220xD140xD50 (with lid)	291072



Slide-type upper-stage rack base



Test tube rack



Beaker rack net



Slide-type lower-stage rack base



Beaker rack A5



Band to hold a small number of glassware items



Slide-type jet rack A5



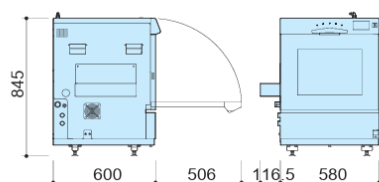
Mesh tray



Stand



Dimensions (mm)



NOTES

This image shows a blank sheet of white paper with horizontal dashed lines. The lines are evenly spaced and run across the width of the page, providing a guide for handwriting or typing. There are no margins, text, or other markings on the page.



Yamato Incubators

Contents

Incubator Overview	Page 2
---------------------------------	--------

Natural Convection

IC Series	Page 3
-----------------	--------

Forced Air Convection

IN Series	Page 5
INE Series	Page 7

INCUBATOR OVERVIEW

Natural Convection ensures a homogeneous temperature throughout the chamber

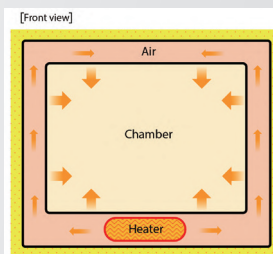


For representation purpose only. Actual window size may vary slightly by model.

IC Series: General Purpose Incubator

Internal Capacity: 37, 97, 159, 318, 567L

- Non-programmable
- Easy to use digital display setting and timer
- Standard equipped with various functions like self-diagnostic, calibration off-set, overheat prevention and key lock
- Inner glass door for easy and safe sample viewing (except IC-100 models)
- Option to choose from several chamber capacities from small benchtop units to floor standing models
- All models with Window [W] for improved visibility

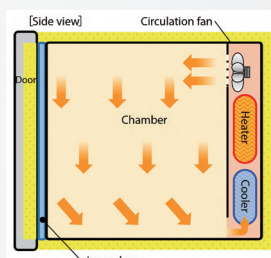


Forced Air Convection ensures both optimal heating of materials and a high precision temperature uniformity in the chamber with minimum energy consumption



IN Series: Programmable Refrigerated Incubator

Internal Capacity: 143, 286L

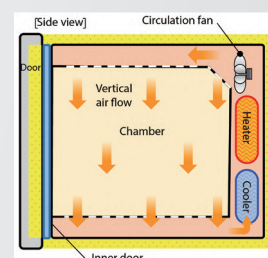


- Programmable
- Large Capacity
- Manual and programmed defrosting function
- Easy to use digital display setting and timer
- Standard equipped with various functions like self-diagnostic, calibration off-set, overheat prevention and key lock
- Inner glass door minimizes temperature changes and makes far easy and safe sample viewing
- Cooling system ensures that samples are not dried while cooling
- Option for RS485 interface
- Electrical hook up for shaker inside the chamber (IN series)
- Upgraded inverter control improved refrigeration efficiency and reduced frost significantly (INE series)



INE Programmable Refrigerated Eco Incubator

Internal Capacity: 286L



Economical General Purpose Incubator

Natural Convection



IC Series with Window

Operating temp. range	Room temp. +5°C~80°C	Temp. distribution accuracy	±1.0°C (at 37°C)	Internal capacity	37L 103 models	97L 403 models	159L 603 models	318L 803 models	567L 903 models
-----------------------	----------------------	-----------------------------	------------------	-------------------	-------------------	-------------------	--------------------	--------------------	--------------------

Benchtop, compact design incubators (IC103C/IC103CW)

General purpose incubators (IC403CW/413CW/603CW/613CW/803C/813CW/903CW/913CW)

- Space saving
- All models come with an observation window (W) for improved visibility (except for IC103C)
- Dual door system permits contents to be viewed easily without disrupting atmosphere of the incubator (except IC-103 series)
- Control panel of IC103CW/113CW located at a higher position for easy access
- Easy to use digital setting display and timer
- Air jacket technology ensures even and efficient heat distribution throughout the chamber
- Standard equipped with various functions such as self-diagnostic, calibration offset, overheat prevention and key lock



97L
IC403CW



159L
IC603CW

For representation purpose only. Actual window size may vary slightly by model.

Specifications

Specifications

Model	IC103C / CW IC113C / CW	IC403CW IC413CW	IC603CW IC613CW	IC803CW IC813CW	IC903CW IC913CW			
System	Natural convection							
Operating temperature range	Room temp. +5~80°C							
Temp. control accuracy	±0.5°C (at 37°C)							
Temperature distribution accuracy	±1.0°C							
Interior material	Stainless steel							
Exterior material	Cold rolled steel plate with melamine resin baking finish							
Heat insulator	Glass fiber							
Heater	Stainless steel heating pipe	Iron-chrome wire heater						
	0.2kW	0.3kW	0.4kW	0.7kW	2.2kW			
Temperature controller	PID control by microprocessor							
Temperature setting system	Operation menu key and digital setting by ▲/▼ keys, digital display							
Temperature display	Measurement temperature: Digital display by 4 digit green LED Setting temperature: Digital display by 4 digit red LED							
Timer	1 min. ~ 99 hrs 59 mins. and 100~999 hrs 50 mins (including timer waiting function)							
Operation functions	Fixed temperature, Auto start, Auto stop, Quick Auto stop							
Additional functions	Calibration off-set, Key-lock, Power outage compensation							
Safety device	Self diagnostic functions, temp. sensor error, display error, measurement temp. error, auto overheat prevention							
Heater control circuit	SSR drive system							
Sensor	K-thermocouple							
Internal dimensions (WxDxH)	350 x 300 x 360 mm	450 x 480 x 450 mm	600 x 530 x 500 mm	600 x 530 x 1000 mm	1070 x 530 x 1000 mm			
External dimensions (WxDxH)	430 x 397 x 606 mm	560 x 606 x 820 mm	710 x 656 x 870 mm	710 x 656 x 1619 mm	1180 x 656 x 1619 mm			
Internal capacity	37L	97L	159L	318L	567L			
Inner door	None	Reinforced glass door x 1		Reinforced glass door x 2				
Window size	250 x 280				250 x 700			
Window thickness	t5 (5mm thick glass)							
Shelf load capacity	~15 kg/pc.							
Shelf rest step number	8 steps	9 steps	12 steps	29 steps	29 steps x 2			
Power supply (50/60 Hz)	AC115V 1.8A with plug AC220V 1A no plug, round terminal	AC115V 4.5A with plug AC220V 2A no plug, round terminal	AC115V 6A with plug AC220V 2.5A no plug, round terminal	AC115V 10A with plug AC220V 4.5A no plug, round terminal	AC115V 13A with plug AC220V 6.5A no plug, round terminal			
Weight	~17 kg	~45 kg	~65 kg	~102 kg	~166kg			
Included accessories: Shelf / shelf brackets	Stainless steel							
	2 pcs. / 4pcs.			4 pcs. / 8 pcs.	8 pcs. / 16 pcs.			
Optional accessories	Stand, Stacking kit, Additional shelf, Cable hole (25/50mm or 30/50mm), Temp. output terminal, Time-up output terminal for alarm device							



318L
IC803CW



567L
IC903CW

For representation purpose only. Actual window size may vary slightly by model.

Solid Door



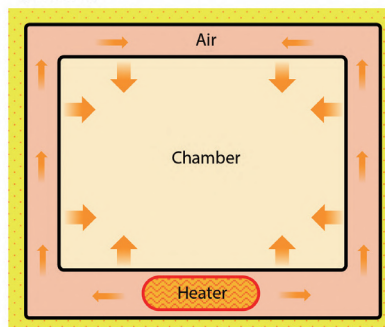
Observation Window



37L
IC103C / IC103CW

Method

[Front view]



Control Panel



Interior (IC613CW)



Shelf & Bracket Set



Exhaust Ports



Optional items

Description	Product code
Stand for up to 600 models (OA194)	281596
Shelf and bracket set for IC100 models	42110501001
Shelf and bracket set for IC400 models	212246
Shelf and bracket set for IC600 and 800 models	212266
Metal stacking kit for IC400 models (OD40)	212822
Metal stacking kit for IC600 models (OD60)	212823
Cable port ø25mm	281121
Cable port ø50mm	281122
Temperature output terminal (4~20mA) for ODK12	281123
Time-up output terminal for ODK14	281124

Dimensions (mm)



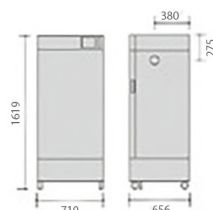
IC103C
IC103CW/113CW



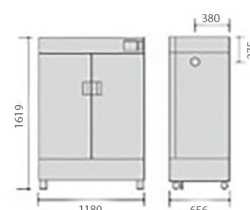
IC403CW/413CW



IC603CW/613CW



IC803CW/813CW



IC903CW/913CW

Programmable Refrigerated Incubator

Forced Air Convection



IN604-115V IN604-220V / IN604W-115V IN604W-220V
IN804-115V IN804-220V / IN804W-115V IN804W-220V


Operating temp. range -10°C~+50°C

Temp. distribution accuracy ±1.0°C (at 37°C)

Internal capacity 143L (IN604/604W) 286L (IN804/804W)

Applicable for low temperature tests and environmental tests

- High accuracy temperature control and temperature distribution
- Inner glass door keeps temperature stable during sample observation
- Designed with a large dual glass door and inner door that forms a triplex glass door for improved heat retention (IN604W/804W)
- Interior light for better sample visibility (IN604W/804W)
- Optional slide shaker table available to put in and take out sample easily (IN600 models)



Specifications

Model	IN604-115V IN604-220V	IN604W-115V IN604W-220V	IN804-115V IN804-220V	IN804W-115V IN804W-220V
System	Forced air convection			
Operating temperature range	-10°C~+50°C			
Temperature adjustment accuracy	±0.3°C (refrigerator in continuous operation) ±1.0°C (refrigerator in cycle operation)			
Temperature distribution accuracy	±1.0°C (refrigerator in continuous operation at 37°C)			
Maximum temperature reaching time	20~50°C ~20min		20~50°C ~30min	Data not available
Minimum temperature reaching time	20~-10°C ~45min	20~-10°C ~55min	20~-10°C ~65min	Data not available
Interior material	Stainless steel			
Exterior material	Chrome free electronic galvanized plated steel plate chemical proof baking finish			
Observation window	--	W516 x H416mm (with key)	--	Data not available
Heat insulation material	Styrene foam			
Refrigerator	Air-cooled fully closed compressor 250W		Air-cooled fully closed compressor 300W	
Refrigerator medium	R134A		R404A	
Defrosting mechanism	Manual ON / Auto OFF, Timer operation, Cycle operation			
Blower fan	Axial fan			
Heater	Iron-chrome wire heater: 550W		Iron-chrome wire heater: 750W	
Sensor	Platinum resistance temperature detector: Pt100Ω (temperature controller), K-thermocouple (overheat prevention device)			
Cable port (right side of main unit)	I.D. 32 mm	I.D. 50 mm	I.D. 32 mm	I.D. 32 mm
Room light / service outlet	--	Fluorescent lamp: 10W/5A with grounding terminal	--	Flourescent lamp: 10W/5A with grounding terminal
Temperature control	PID control			
Temperature setting	Digital setting with ▲/▼ keys			
Temperature display	Measured temperature: 4-digit orange LED digital display + VFD fluorescent display			
Timer / timer resolution	0 min.~999 hrs. 59 min. / 1min.			
Operation function	Fixed temperature, auto stop, auto start, program (up to 32 steps, repeat operation)			
Additional functions	Timer function (accumulated time to 49,999 hrs), calibration off-set function, clock display			
Safety device	Self diagnostic function (Temp. sensor error, Heater disconnection, SSR short-circuit, Main relay error, Automatic overheat prevention function), Key lock, Over current ELB, Overheat prevention device			
Internal dimensions (WxDxH mm)	600 x 477 x 500		600 x 477 x 1000	
External dimensions (WxDxH mm)	710 x 645 x 913		710 x 645 x 1630	
Internal capacity	143L		286L	
Shelf plate load	15 kg / pc.			
Shelf rest step number / pitch	13 steps / 30mm		23 steps / 30mm	
Power supply (50/60Hz)	AC115V 9A with plug AC220V 5.5A no plug, round terminal	AC115V 10.5A with plug AC220V 7.5A no plug, round terminal	AC115V 10.5A with plug AC220V 6A no plug, round terminal	AC115V with plug AC220V no plug, round terminal
Weight	~89 kg		~120 kg	
Included accessories: Shelf / shelf brackets	3 pcs. / 6 pcs. (stainless steel punched metal)		5 pcs. / 10 pcs. (stainless steel punched metal)	
Door keys	--	2 keys	--	2 keys
Optional items	Stand, additional shelf, cable port (ø30/50mm), recorder, warning light combination (stand-by/operation/error), observation window, temperature output terminal (4-20mA), external alarm output terminal, time up output terminal			

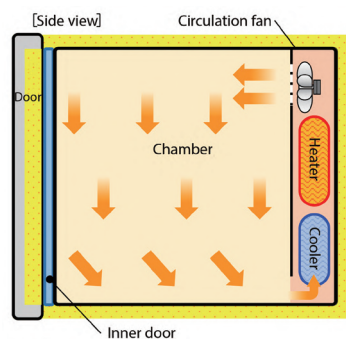


286L
IN804

Control Panel



Method

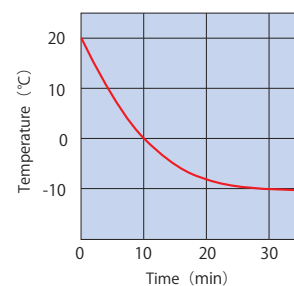


Optional items

Description	Product code	Model	Applicable units
Stand	281596	OA194	IN604/604W
Metal stacking kit with cooling fan for 600 models	212823	OD60	IN604/604W
Stainless steel punched metal shelf up to 15kg	211221	--	All
Stainless steel wire shelf up to 20kg	213464	--	All
Temperature output terminal*	281168	--	All
External alarm terminal*	281169	--	All
Time up output terminal*	281170	--	All
Seismic mat for 600 models	296902	--	IN604/604W
Shaker setting stage with slide rail	211318	--	IN604W

* Please specify when ordering main unit.

Temperature Drop Curve (IN604)



Interior



IN604W with MK161 shaker



IN604

Shelf & Bracket Set




Stainless punched metal



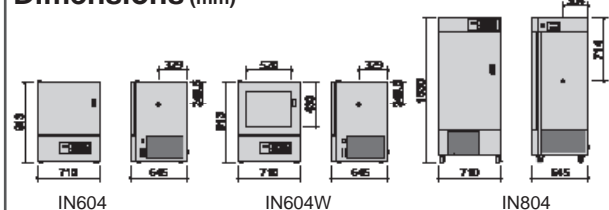
Stainless wire

Interior Light



IN604W/804W

Dimensions (mm)



Programmable Refrigerated Eco Incubator

Forced Air Convection

INE800-115V / INE800-220V



Temperature range 0~+60°C

Temp. distribution accuracy $\pm 0.5^{\circ}\text{C}$ (at 37°C during continuous operation)

Internal capacity 286L

Inverter control Energy savings

Upgraded inverter control improved refrigeration efficiency, reduced frost significantly and minimized wasted power during refrigeration.

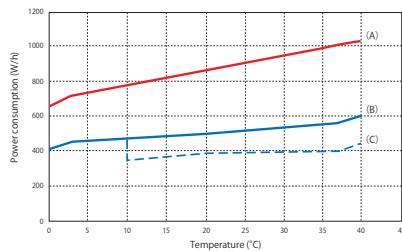
- 44% power savings compared to previous models
- Controller upgraded for easier viewing and operability
- Temperature distribution accuracy improved for better incubation
- Standard equipped with program operation, auto-stop, auto-start, self-diagnostic, timer, calibration off-set, memory, and electricity & CO₂ emission monitor



Specifications

Model	INE800-115V	INE800-220V
System	Forced air convection	
Operating temperature range	0~+60°C	
Setting temperature range	-5~+65°C	
Temperature adjustment accuracy	$\pm 0.2^{\circ}\text{C}$ (at 37°C during continuous operation), $\pm 0.5^{\circ}\text{C}$ (at 37°C cycle operation)	
Temperature fluctuation	$\pm 0.3^{\circ}\text{C}$ (at 37°C during continuous operation), $\pm 1.0^{\circ}\text{C}$ (at 37°C cycle operation)	
Temperature distribution accuracy	$\pm 0.5^{\circ}\text{C}$ (at 37°C during continuous operation)	
Temperature gradient	2.0°C (at 37°C during continuous operation)	
Max. temperature reaching time	20~60°C 35min.	
Min. temperature reaching time	20~0°C 50min.	
Cooling Mechanism	Continuous operation, Cycle operation, Cooling-stop operation	
Interior	Stainless steel	
Exterior	Chromate-free electrogalvanized steel plate Baked chemical resistant finish	
Heat insulator	Styrene foam (non-freon)	
Freezer	200W Rotary Unit	
Cooling Medium	R134a 350g	
Operation range of freezer	Below 40°C	
Defrosting mechanism	Hot Gas Bypass Method, Manual (random) Defrost / Auto (time) Defrost	
Blower fan	DC Axial flow fan 4-Step, Equipped with Error Signal when stopped	
Heater	Iron-chrome wire heater : 750W	
Sensor	Double sensor: Platinum resistance temperature detector: Pt100Ω (temperature controller), K-thermocouple (overheat prevention device)	
Cable port	I.D.: 50 mm (right side of main unit)	
Temperature controller	PID control by microprocessor	
Temperature Display	Setting Temp. Display : 5-digit orange LED digital display, Actual Temp. Display : 4-digit green LED digital display	
Timer / timer resolution	0~99hr. 59min. / 1min.	
Operation function	Fixed temperature, Auto start, Auto stop, Quick auto stop, Program (99 steps, 99 patterns)	
Additional function	Timer, Calibration off-set, Electricity & CO ₂ Emission Monitor, Voltage Recovery Optional, User Setting saving/readout, Calendar timer (24 hours)	
Safety device	Self diagnostic function (temp. sensor error, heater disconnection, SSR short-circuit, main relay error, automatic overheat prevention), Key lock, Overcurrent electric leakage breaker, Overheat prevention device, Fan malfunction detector, Cooling high-pressure detector, Inverter malfunction detector	
External dimensions	W710 x D645 x H1730mm	
Internal dimensions	W600 x D477 x H1000 (effective 800) mm	
Internal capacity	286L	
Shelf load capacity	15 kg/pc.	
Shelf rest step number / pitch	23 steps / 30mm	
Power supply (50/60 Hz)	AC115V 8.7A (with plug)	AC220V 4.5A (no plug, round terminal)
Weight	~135kg	
Included accessories	Stainless steel punched metal 5 pcs. shelf / 10pcs. brackets, 2 keys, silicon stopper for cable hole 1 pc	

Power Consumption Comparison



Unit: Wh

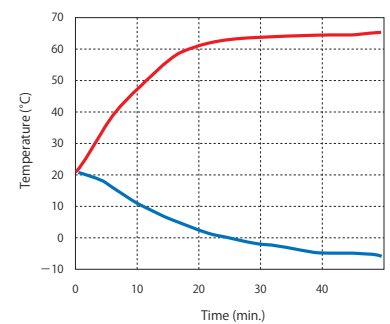
	0°C	3°C	20°C	37°C
IN804	648	712	864	1007
INE800	409	446	498	560
Reduction Rate	37%	37%	42%	44%

Comparison with IN804

- Condition : AC115V/50Hz, Room Temp 23°C, 5 shelves, no load
- Data was taken when each setting was stable

CO₂ emissions reduced by approx 1,269 kg
(Calculated for 1 year operation with 37°C setting)

Falling / Rising Temp. Curve

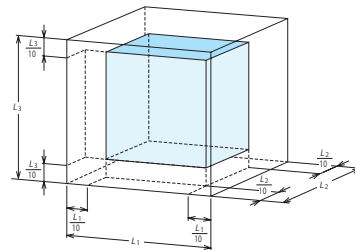


9 Point Temperature Distribution

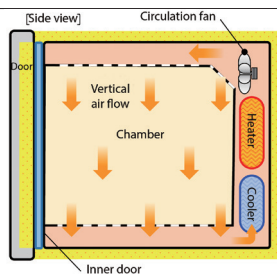
	Upper Front Left	Upper Back Left	Upper Front Right	Upper Back Right	Lower Front Left	Lower Back Left	Lower Front Right	Lower Back Right	Center Side	(°C)
No load	37.1	36.2	37.2	36.9	36.8	36.8	37.1	36.9	37.0	
Loaded	37.1	36.3	37.0	36.9	36.5	35.9	36.7	36.1	37.0	

Condition

- Above 9 measurement points were taken from the effective internal capacity down-scale by 10% (as the image on the right)
- Room Temp. 23°C, AC115V, 50Hz, Average temperature during stable setting temp. set at 37°C
- No Load condition: 5 shelves
- Loaded condition: each of the 12 shelves were loaded with 20 Petri Dishes (Total : 240 Petri Dishes)



Method



Control Panel



Overheat Prevention Device




External Output Terminal (Top: optional Bottom: standard)



Cable Port (I.D.Φ50mm standard)



Shelf & Bracket Set

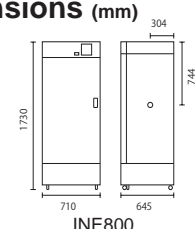


Optional items

Description	Product code
(1) Stainless steel punched metal shelf up to 15kg	211221
(2) Stainless steel wire shelf up to 20kg	212918
(3) External alarm terminal*	211881
(4) Time-up output terminal*	211882
(5) Earthquake resistant fixture	211883

* (3) and (4) please specify when ordering main unit

Dimensions (mm)





Yamato Muffle Furnaces

Contents

Muffle Furnace Overview ----- Page 2

Standard

FO Series ----- Page 3

High Performance





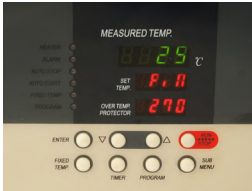

FP Series ----- Page 7

MUFFLE FURNACE OVERVIEW

Common Features

- Operating Temp. Range 100~1150°C
- Excellent heat tightness with a firmly sealed chamber door
- Upgraded with long life R-thermocouple sensors
- Safety features include self-diagnostic functions, calibration off-set, key lock function, auto recovery after power failure, earth leakage breaker and automatic overheat prevention device

Unique Features

	FO Series Standard Muffle Furnace	FP Series High Performance Muffle Furnace
		
Controller	Easy to use controller	High accuracy controller for better operability and visibility
Temp. control accuracy	±2.0°C (at 1150°C)	±1.0°C (at 1150°C)
Max. temp. reaching time	60~80 mins (depending on the model)	80~90 mins (depending on the model)
Program operation	maximum of 6 patterns: 30 steps x 1 pattern, 15 steps x 2 patterns or 10 steps x 3 patterns	maximum 99 steps, 99 patterns, repeat operation
Capacity	Wider selection to choose from (11 models) with inner capacity of 1.5L to 30L	Four models to choose from with inner capacity of 1.5L to 11.3L
Chamber	High quality alumina porcelain hot plate where heater is exposed to the inner chamber (heater must not be exposed to halogen elements to avoid heater corrosion)	High quality alumina porcelain hot plate where heater is not exposed to the inner chamber (preventing contamination of samples)
Other features	Designed with communication port (for CR models)	Additional safety feature: independent overheat prevention device. Additional functions: power on and operation time integrating function (up to 65,535 hours); calendar timer (24 hrs.); power consumption, total CO ₂ emission, and heater operating output; and save and access of operator's setting information.
Interior		
Control panel		

Standard Muffle Furnace



FO100CR/110CR/200CR/210CR/300CR/310CR/410CR/510CR/610CR/710CR/810CR

Operating temp. range	100~1150°C	Temp. control accuracy	±2°C (at 1150°C)	Internal capacity	1.5L (FO100CR/110CR)	3.75L (FO200CR/210CR)	7.5L (FO300CR/310CR)	9L (FO410CR)	11.3L (FO510CR)	17.5L (FO610CR)	23.6L (FO710CR)	30L (FO810CR)
-----------------------	------------	------------------------	------------------	-------------------	-------------------------	--------------------------	-------------------------	-----------------	--------------------	--------------------	--------------------	------------------

- Wide selection of space-saving compact units with maximum inner capacity
- Easy to use controller
- Excellent heat tightness with a firmly sealed chamber door
- High temperature accuracy at ±2.0°C
- Program operation of maximum of 6 patterns: 30 steps x 1 pattern, 15 steps x 2 patterns or 10 steps x 3 patterns
- Safety features include self-diagnostic functions, calibration off-set, lock function, auto-recovery after power failure, earth leakage breaker and automatic overheat prevention device
- Selectable options include exhaust system unit, N₂ gas loading device (with flow meter), temperature output terminal, time up / alarm output terminal and sample tray
- Upgraded with long life R-thermocouple sensors
- Designed with communication port



1.5L
FO100CR



7.5L
FO310CR



17.5L
FO610CR

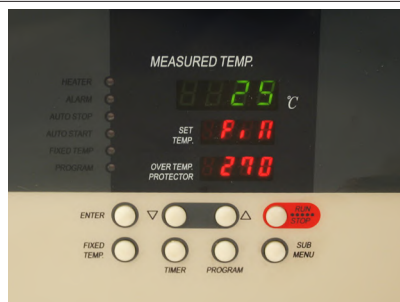


30L
FO810CR

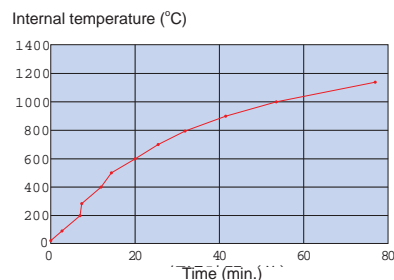
Specifications

Model	FO100CR/110CR	FO200CR/210CR	FO300CR/310CR	FO410CR	FO510CR	FO610CR	FO710CR	FO810CR
Operating temp. range	100~1150°C							
Temp. control accuracy	±2°C (at 1150°C)							
Max. temp. reaching time	~60min.		~70min.		~80min.			
Exterior material	Cold rolled steel plate with baked-on melamine resin finish							
Interior material	Ceramic fiber							
Sensor	R-thermocouple							
Heater	Iron-chrome wire							
	1kW	1.5kW	2kW	2.2kW	2.5kW	3kW	3.5kW	4kW
Exhaust port	ø20mm (top)							
Cooling Fan Type	Axial fan motor							
Temp. controller	PID control by microprocessor							
Temp. setting/display method	Digital setting by▲/▼ keys / Digital display							
Operation function	Fixed temperature, quick auto stop, auto stop, auto start, program (maximum 6 patterns: 30 steps x 1 pattern, 15 steps x 2 patterns or 10 steps x 3 patterns)							
Additional function	Calibration offset, power failure compensation, key lock							
Timer	1 min. to 99 Hrs. 59 min. and 100 Hrs. to 999 Hrs.							
Safety Device	Self diagnostic (memory error, heater disconnection, sensor error, SSR short curcuit), Electric leakage breaker, Overheat prevention device							
Internal dimensions(WxDxHmm)	100x150x100	100x250x150	200x250x150	200x300x150	250x300x150	250x350x200	270x350x250	300x400x250
External dimensions(WxDxHmm)	346x405x517	346x505x567	446x505x567	446x554x567	507x504x627	507x604x677	507x605x727	507x655x727
Internal capacity	1.5L	3.75L	7.5L	9L	11.3L	17.5L	23.6L	30L
Power source (50/60Hz)	AC115V / 220V			AC220V single phase				
	10A / 5A	14.5A / 7.5A	19A / 9.5A	10.5A	12A	15A	18A	20A
	no plug, round terminal	no plug, round terminal	no plug, round terminal	no plug, round terminal	no plug, round terminal	no plug, round terminal	no plug, round terminal	no plug, round terminal
Weight	~24kg	~30kg	~37kg	~38kg	~44kg	~52kg	~58kg	~62kg

Control Panel



Temperature Rising Curve (FO300CR)



Optional items

Product code	Description
*214096	Exhaust unit, 115V
*214097	Exhaust unit, 220V
*281301	Time up output terminal
*Contact Customer Service for part number	N ₂ gas inlet system w/ flow meter
281310	Sample tray

* Please specify when ordering main unit.

Interior



Adoption of reasonable insulation structure increased thermal insulation characteristics and temperature distribution accuracy

Sample tray



Exhaust unit



Gas generated due to the increase of temperature in the furnace will be quickly exhausted.

Power source of exhaust device :
AC115V 0.27A
Single phase AC220V 0.15A

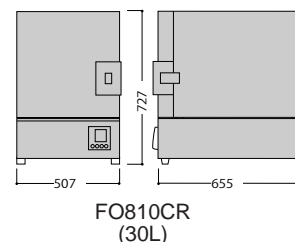
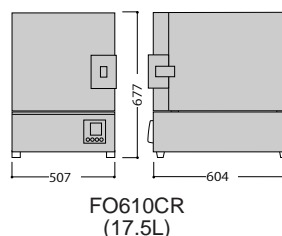
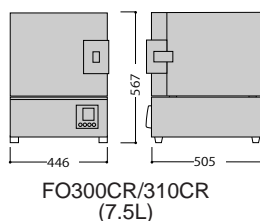
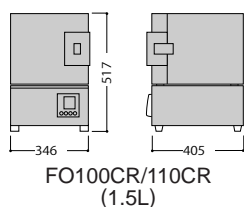
Aluminum flexible duct
Length 1.5m / Diameter 50mm

Temperature Output Terminal



- Record and monitor internal temperature
- Temperature output: 4-20mA
- Time up output

Dimensions (mm)



New! Standard Muffle Furnace



FO101CR/111CR/201CR/211CR/301CR/311CR/411CR/511CR/611CR/711CR/811CR*

* replacement models of FO100CR/110CR/200CR/210CR/300CR/310CR/410CR/510CR/610CR/710CR/810CR

Operating temp. range 100~1150°C

Temp. control accuracy $\pm 2^\circ\text{C}$ (at 1150°C)

Internal capacity 1.5L (FO101CR/111CR) 3.75L (FO201CR/211CR) 7.5L (FO301CR/311CR) 9L (FO411CR) 11.3L (FO511CR) 17.5L (FO611CR) 23.6L (FO711CR) 30L (FO811CR)

- Wide selection of space-saving compact units with maximum inner capacity
- Easy to use controller
- Excellent heat tightness with a firmly sealed chamber door
- High temperature accuracy at $\pm 2.0^\circ\text{C}$
- Program operation of maximum of 6 patterns: 30 steps x 1 pattern, 15 steps x 2 patterns or 10 steps x 3 patterns
- Safety features include self-diagnostic functions, calibration offset, lock function, auto-recovery after power failure, earth leakage breaker and automatic overheat prevention device
- Selectable options include exhaust unit, N_2 gas loading device (with flow meter), temperature output terminal, time up / alarm output terminal and sample tray
- Equipped with R-thermocouple sensors
- Designed with communication port



1.5L
FO101CR



7.5L
FO301CR



17.5L
FO611CR



30L
FO811CR

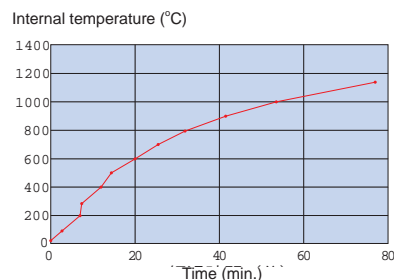
Specifications

Model	FO101CR/111CR	FO201CR/211CR	FO301CR/311CR	FO411CR	FO511CR	FO611CR	FO711CR	FO811CR		
Operating temp. range	100~1150°C									
Temp. adjustment accuracy	±2°C (at 1150°C)									
Max. temp. reaching time @LT:1150°C (@RT:850°C)	~60min. (~40min)		~70min. (~50min)		~80min. (~50min)	~80min. (~65min)	~80min. (~55min)	~80min. (~60min)		
Exterior material	Steel, Melamine, epoxy composite resin coating, stainless steel, SUS304									
Interior material	Ceramic fiber									
Sensor	R-thermocouple (W sensor)									
Heater	Iron-chrome wire (Cantal AF)									
	1.1kW	1.65kW	1.5kW	2.2kW	2.0kW	2.2kW	2.5kW	3kW	3.5kW	4.0kW
Exhaust port	ø20mm (top)									
Cooling Fan Type	Axial fan motor									
Temp. control system	PID control by VS6 controller									
Temp. setting/display method	Digital setting by ▲/▼ keys / Digital display									
Operation function	Fixed temperature operation, timer operation (auto stop, auto start), program operation (maximum 6 patterns: 30 steps x 1 pattern, 15 steps x 2 patterns or 10 steps x 3 patterns)									
Additional function	Lock function, auto recovery after power failure, calibration offset									
Timer	1 min. to 99 Hrs. 59 min. and 100 Hrs. to 999 Hrs.									
Safety Device	Self diagnostic (memory error, sensor error), earth leakage/circuit breaker, overheat prevention device									
Internal dimensions(WxDxHmm)	100x150x100	100x250x150	200x250x150	200x300x150	300x250x150	250x350x200	270x350x250	300x400x250		
External dimensions(WxDxHmm)	346x405x517	346x505x567	446x505x567	446x554x567	507x504x627	507x604x677	507x605x727	507x655x727		
Internal capacity	1.5L	3.75L	7.5L	9L	11.3L	17.5L	23.6L	30L		
Power source (50/60Hz)	AC115V / 220V			AC220V single phase						
	10A / 5A	14.5A / 7.5A	19A / 9.5A	10.5A	12A	14A	16.5A	18.5A		
	<i>no plug, round terminal</i>	<i>no plug, round terminal</i>	<i>no plug, round terminal</i>	<i>no plug, round terminal</i>	<i>no plug, round terminal</i>	<i>no plug, round terminal</i>	<i>no plug, round terminal</i>	<i>no plug, round terminal</i>		
Weight	~24kg	~30kg	~37kg	~38kg	~44kg	~52kg	~58kg	~62kg		
Included accessory	Exhaust port cap 1 pc.									

Control Panel



Temperature Rising Curve (FO301CR)



Optional items

Product code	Description
*214096	Exhaust unit, 115V
*214097	Exhaust unit, 220V
*281301	Time up output terminal
*Contact Customer Service for part number	N ₂ gas inlet system w/ flow meter
281310	Sample tray
B011908001	Exhaust opening

* Please specify when ordering main unit.

Interior



Adoption of reasonable insulation structure increased thermal insulation characteristics and temperature distribution accuracy

Sample tray



Exhaust unit



Gas generated due to the increase of temperature in the furnace will be quickly exhausted.

Power source of exhaust device :
AC115V 0.27A
Single phase AC220V 0.15A

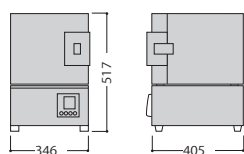
Aluminum flexible duct
Length 1.5m / Diameter 50mm

Temperature Output Terminal

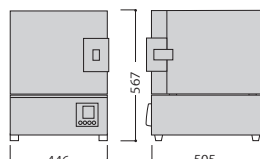


- Record and monitor internal temperature
- Temperature output: 4-20mA
- Time up output

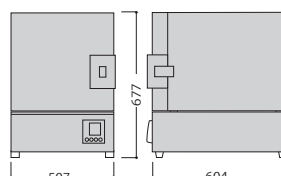
Dimensions (mm)



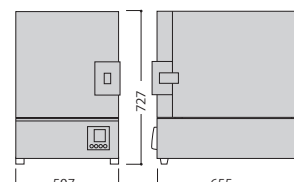
FO101CR/111CR
(1.5L)



FO301CR/311CR
(7.5L)



FO611CR
(17.5L)



FO811CR
(30L)

High Performance Muffle Furnace



FP Series

Operating temp. range	100~1150°C	Temp. control accuracy	±1.0°C	Internal capacity	1.5L (FP103)	7.5L (FP303/313)	11.3L (FP413)
-----------------------	------------	------------------------	--------	-------------------	--------------	------------------	---------------

- High accuracy controller for better operability and visibility
- Excellent heat tightness with a firmly sealed chamber door
- High temperature accuracy at ±1.0°C
- Upgraded with long life R-thermocouple sensors
- High quality alumina porcelain hot plate where heater is not exposed to the inner chamber preventing contamination of samples
- Program operation of maximum 99 steps, 99 patterns, with repeat operation function
- Safety features include self-diagnostic functions, calibration off-set, key lock function, auto recovery after power failure, earth leakage breaker, automatic overheat prevention device and independent overheat prevention device
- Optional items include exhaust system, N₂ gas loading device (with flow meter), temperature output terminal, time-up output terminal, sample tray, event output terminal, operation signal output terminal and furnace floor plate



1.5L
FP103



7.5L
FP313

Specifications

Model	FP103		FP303	FP313	FP413
Operating temp. range	100~1150°C				
Temp. control accuracy	±1.0°C (at 1150°C)				
Temp. fluctuation	±1.0°C (at 1150°C)				
Temp. distribution accuracy	±4.0°C (at 1150°C)				
Temp. gradient	14°C (at 1150°C)				
Max. temp. reaching time	~90 min.				~80 min.
Exterior material	Cold rolled steel plate with baked-on melamine resin finish				
Interior material	Alumina fiber				
Sensor	R-thermocouple				
Heater	Iron-chrome wire				
	1.1kW	2.4kW			3.25kW
Exhaust port	ø20mm (top)				
Cooling fan	19/16W (50/60Hz)				
Temp. controller	PID control by microprocessor				
Temp. and timer setting	Digital setting by ▲/▼ keys				
Temp. display	Setting temperature: Orange 5-digit LED digital display (resolution: 1°C) Temperature display: Green 4-digit LED digital display (resolution: 1°C)				
Timer	1 min. to 99 Hrs. 59 min., timer resolution 1 min. or 1 hr.				
Operation function	Fixed temperature, Quick auto stop, Auto start, Auto stop, Program (maximum 99 steps, 99 patterns, repeat operation)				
Additional function	Power on / operation time accumulation (up to 65535 hr.), calendar (timer 24 hr.), clock (24 hr. display), calibration off-set, display of power consumption, CO ₂ emissions and heater operation, power failure recovery options, user setting storage and recall				
Heater circuit control	Triac with zero cross control				
Safety device	Self diagnostic functions (sensor error , heater disconnection, triac short circuit, main relay failure disconnection, automatic overheat prevention), Key lock function, Independent overheat prevention, Electric leakage breaker				
Internal dimensions (mm)	W100 x D150 x H100	W200 x D250 x H150			W300 x D250 x H150
External dimensions (mm)*	W376 x D404 x H515	W446 x D504 x H565			W506 x D504 x H625
Internal capacity	1.5L	7.5L			11.3L
Power source (50/60Hz)	AC115V 10A <i>with plug</i>	AC115V 21.5A <i>no plug, round terminal</i>	AC220V 13.5A <i>no plug, round terminal</i>		AC220V 18A <i>no plug, round terminal</i>
Weight	~32kg	~43kg			~51kg
Included accessories	Exhaust port cap. fuse. furnace floor plate				

* Protrusions excluded.

- Length of power cord outside the unit is about 2m

- Performance have been measured at the rated source voltage, single phase 115V or 220V±5%, room temperature of 23°C±5°C, humidity of 65%RH±20°C, voltage of 86 kPa~106kPa, no load.

- Measurement conditions FP103 is at 3 points in the bath, FP303, 313 and 413 are compliant with JIS.



11.3L
FP413

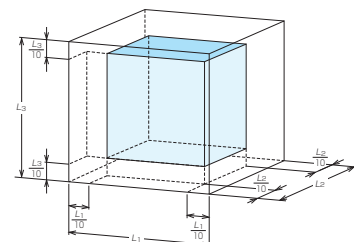
Control Panel



9 Point Temperature Distribution (no load)

	Upper back right	Upper back left	Upper front right	Upper front left	Lower back right	Lower back left	Lower front right	Lower front left	Center
FP413	1150.0	1150.4	1147.0	1147.6	1145.2	1146.2	1144.4	1145.7	1146.6

1. Above 9 measurement points were taken from the effective internal capacity down-scale by 10% (as the image on the right)
2. Room Temp. 23°C, AC220V, 50Hz.
Average temperature during stable setting temp. set at 1150°C
3. No load



Optional items

Description	Product code
Exhaust unit, 115V	214160
Exhaust unit, 220V	214161
* N ₂ gas inlet system (with flow meter) for FP103	214162
for FP303/313	214163
for FP413	214164
Sample tray	281310
Alumina hearth plate for FP103, 90 x 145mm x 5pcs.	214157
Alumina hearth plate for FP303/313, 190 x 245mm x 5pcs.	214158
Alumina hearth plate for FP413, 290 x 245mm x 5pcs.	214159
*Temp. output terminal (4-20mA)	214166
*External alarm output terminal	214167
*Time up output terminal	214168
*Operation signal output terminal	214169
*Event output terminal	214170

* Please specify when ordering main unit. Installation not possible after delivery.

Interior



Heater is not exposed.
Adoption of optimal insulation structure increased heat insulation performance and temperature distribution accuracy.
Unit shown with optional front flow meter

Exhaust Unit

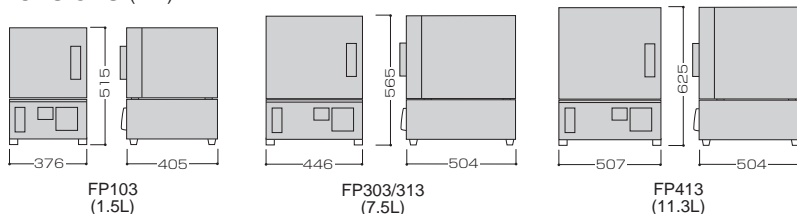


Gas generated with increasing temperature in the furnace can be efficiently exhausted.

Power source of exhaust device :
AC115V 0.27A
Single phase AC220V 0.15A

Aluminum flexible duct (not included)
Length 1.5m / Diameter 50mm

Dimensions (mm)



Sample Tray





Yamato Ovens



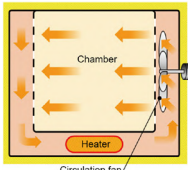
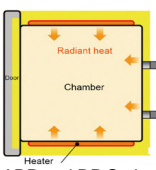
Contents

Oven Overview	-----	Page 3
Natural Convection Oven		
DX Series	-----	Page 5
DVS Series	-----	Page 7
DR Series	-----	Page 11
DG Series	-----	Page 13
Forced Convection Oven		
DKL Series	-----	Page 15
DKN Series	-----	Page 17
DKV Series	-----	Page 1919
DNE Series	-----	Page 21
DNF Series	-----	Page 23
Fine Oven		
DF/DH Series	-----	Page 25
Vacuum Oven		
ADP Series	-----	Page 29
SDP Series	-----	Page 31
DP Series	-----	Page 33
NEODRY Dry Vacuum Pump	-----	Page 37
GLD Oil Vacuum Pump	-----	Page 39
Inert Oven		
DN Series	-----	Page 41
Clean Oven		
DE/DT Series	-----	Page 43
DES/DTS Series	-----	Page 45
Oven Accessories	-----	Page 47

NOTES

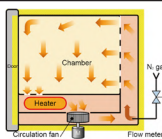
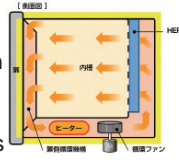
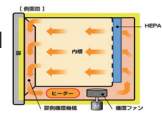
This image shows a full page of white paper designed for handwriting practice. It features 18 evenly spaced, horizontal dashed lines that run across the entire width of the page. The lines are thin and light gray, providing a guide for letter height and placement without being distracting. There is no text or other markings on the page.

OVEN OVERVIEW

	Series	Model No.	Operating Temperature Range	Internal Capacity (L)	Program	Characteristics
Natural Convection	DX	302C/312C	RT+5~300°C	28	--	<ul style="list-style-type: none"> Economical High temperature Do not use fans. Heat rises by natural air convection for a slower heat flow 
		402C/412C		74	--	
		602C/612C	RT+5~280°C	153	--	
	DVS	403C/413C	RT+10~260°C	99	Yes	
		603C/613C		162	Yes	
	DR	201	300~700°C	13.75	Yes	
	DG	400C/410C	RT+5~70°C	92	--	
		440C/450C		92	--	
		800C/810C		445	--	
		840C/850C*		445	--	
Forced Convection	DKL	301C/311C	RT+10~260°C	27	--	<ul style="list-style-type: none"> High level of air circulation, accuracy and uniformity Use fan motors for vertical air circulation providing a more uniform heat flow Built-in exhaust port Calibration offset function 
		401C/411C		90	--	
		601C/611C		150	--	
	DKN	303	RT+10~260°C	27	Yes	
		400/410	RT+10~270°C	90	Yes	
		600/610		150	Yes	
		810		300	Yes	
	DKV	910	RT+10~220°C	545	Yes	
		401/411	RT+20~210°C	90	Yes	
		601/611		150	Yes	
		811	RT+15~210°C	300	Yes	
		911		540	Yes	
	DNE	301	RT+15~260°C (Wind velocity: 1~10)	27	Yes	
		401/411		90	Yes	
		601/611		150	Yes	
		811		300	Yes	
		911		540	Yes	
Fine	DF	412	RT+15~260°C	91	Yes	<ul style="list-style-type: none"> Rapid & high volume of airflow Use forced convection for a horizontal air flow as opposed to vertical Very high uniformity, accuracy and performance Quick exhaust and cooling 
		612		216	Yes	
		832	RT+15~200°C	512	Yes	
		1032		1000	Yes	
	DH	412	RT+15~360°C	91	Yes	
		612		216	Yes	
		650Z	RT+10~500°C	216	Yes	
		832	RT+15~300°C	512	Yes	
		1032		1000	Yes	
Vacuum	ADP	200C/210C	40~240°C	10	Yes	<ul style="list-style-type: none"> Handle sensitive samples at lower temperature Heat is evenly distributed from arrangement of the heaters against outer chamber walls Reduced oxidation 
		300C/310C		27	Yes	
	SDP	300/310	RT+10~220°C	47.2	Yes	
		400/410		127.4	Yes	
		610	RT+15~220°C	264	Yes	
	DP	43C	40~200°C	91	Yes	
		63C		216	Yes	
		83C		512	Yes	
		104C		1000	Yes	



OVEN OVERVIEW

Series		Model No.	Operating Temperature Range								Internal Capacity (L)	Program	Characteristics	
			0	100	200	300	400	500	600	700				
Inert	DN	411IE	RT+15~260°C									95	Yes	<ul style="list-style-type: none">Creates non-oxidative environmentControllable nitrogen flow 
		611IE										223	Yes	
Clean	DE	411	RT+30~260°C									91	Yes	<ul style="list-style-type: none">Class 100Adopts anti-fouling casters preventing wheel contamination during transportationImproved optional accessories and more customization options 
	DE	611	RT+30~260°C									216	Yes	
	DT	411	RT+30~360°C									91	Yes	
	DT	611	RT+30~360°C									216	Yes	
	DES	830	RT+30~260°C									327	Yes	<ul style="list-style-type: none">Class 100Stable cleanliness through forced circulation with rear exhaust 
	DTS	830	RT+30~360°C									327	Yes	

Natural Convection Oven

Economical, Constant Temperature Ovens

DX302C/312C/402C/412C/602C/612C



Operating temp. range	Room temp. +5~300°C (DX302C/402C)	Room temp. +5~280°C (DX602C)	Temp. distribution accuracy	±10°C	Operation	Economical, affordable
-----------------------	-----------------------------------	------------------------------	-----------------------------	-------	-----------	------------------------

Highly practical standard ovens with maximum temperature up to 300°C



(Stand optional)

Standard natural convection constant temperature drying ovens, with extensive features and simple operation.

■ Performance and functions

- Economical and cost saving
- Easy to use and maintain
- Excellent temperature accuracy
- Digital PID controller
- Easy operation functions: Fixed setting, Quick Auto Stop, Auto Start, Auto Stop
- Increased safety and self-diagnostic function
- Calibration off-set function

■ Safety features

- Temp sensor error, Temp input circuit error, Auto overheat prevention, Measured temp error, Circuit breaker with over current protection

■ Specifications

Model	DX302C	DX312C	DX402C	DX412C	DX602C	DX612C
Circulation method	Natural gravity convection					
Operating temp. range	Room temp. +5°C~300°C				Room temp. +5°C~280°C	
Temp. control accuracy	±1°C (at 300°C)					
Temp. distribution accuracy	±10°C (at 300°C)				±10°C (at 280°C)	
Max. temp. reaching time	~45 min (Room temp.~300°C)		~60 min (Room temp.~300°C)		~80 min (Room temp.~280°C)	
Interior material	Stainless steel					
Exterior material	Electro-galvanized steel sheet with melamine resin baking finish					
Heat insulating material	Glass wool					
Heater	Iron-chrome wire heater, 0.9 kW		Iron-chrome wire heater, 1.36 kW			
Exhaust port	33 mm I.D. x 2 pcs. (on top)					
Temp. controller	PID control by microprocessor					
Temp. setting method	Digital setting by UP/DOWN key					
Temp. display method	Measurement temp. : Digital display by green LED Setting temp. : Digital display by red LED					
Timer	1 min. to 99 Hrs. 59 min. and 100 Hrs. to 999 Hrs. 50 min.					
Operation function	Fixed temperature operation, Quick auto stop, Auto stop, Auto start					
Additional function	Calibration off-set, Power failure compensation function, Key lock function					
Heater circuit control	SSR control					
Sensor	K-thermocouple					
Safety device	Self diagnosis functions(Temp. Sensor abnormal, Abnormal memory, Input temp. abnormal, Measured temp. abnormal, Automatic overheat prevention), Key lock function, Hydraulic independent overheat prevention device, Electric leakage breaker with over current protection.					
Internal dimensions (WxDxH)	300*310*300mm		450*410*400mm		600*510*500mm	
External dimensions(WxDxH)	400*440*630mm		550*540*730mm		700*640*830mm	
Internal capacity	28L		74L		153L	
Shelf plate with standard load	15kg/piece					
Shelf rest step number / pitch	6 steps / 35mm		9steps / 35mm		12steps / 35mm	
Power source 50/60Hz	AC115V 9.5A with plug	AC220V 4.3A no plug, round terminal	AC115V 14A with plug	AC220V 6.4A no plug, round terminal	AC115V 14A with plug	AC220V 6.4A no plug, round terminal
Weight	~23kg		~38kg		~56kg	

Interior



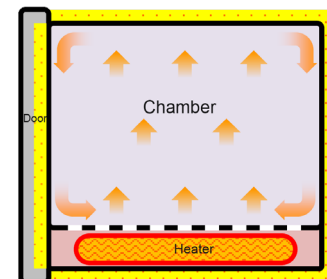
DX402C

Control Panel



Method

[Side view]

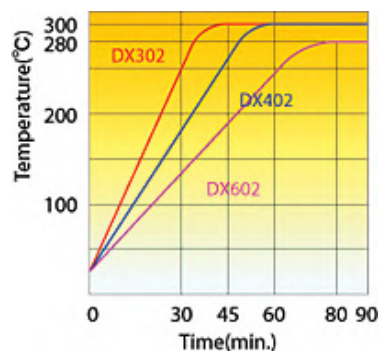


Optional items

Description	Product code
Stand	
ONS30 for DX302C/312C	212801
ONS60 for DX402C/412C/602C/612C	212802
Stacking support	
ODK80 For DX302C/312C	212803
ODK82 For DX402C/412C	212804
ODK84 For DX602C/612C	212805
Shelf	
For DX302C/312C	212068
For DX402C/412C	212095
For DX602C/612C	212266
*Cable port	
25mm Ø	281009
50mm Ø	281010
Seismic mat	296902

* Please specify when ordering main unit.


Temperature Rising Curve



Optional Items



Stand

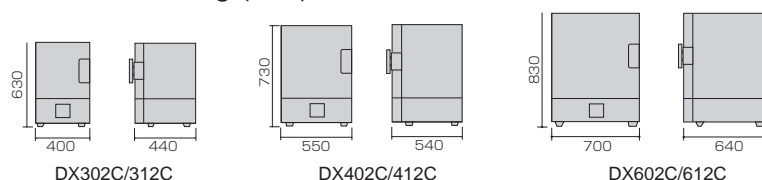


Shelf with 2 brackets



Seismic mat

Dimensional Drawing (mm)



⚠ Attention

- Never use in flammable or explosive gas atmosphere.
- Never use explosive or flammable material.
- Caution: High temperature components.

Programmable Natural Convection Oven


Constant Temperature Ovens

DVS402C/412C/602C/612C



Operating temp. range	Room temp. +5~260°C	Temp. distribution accuracy	±5°C (at 260°C)	Internal capacity	99L (402C/412C) 162L (602C/612C)
-----------------------	---------------------	-----------------------------	-----------------	-------------------	-------------------------------------

Programmable standard ovens with easy to perform program settings



(Stand optional)

Operation and functions

- Excellent temperature accuracy
- Easy to use and maintain
- Equipped with a 6 pattern PID program controller with easy program settings (30 steps x 1, 15 steps x 2, 10 steps x 3)
- Simultaneous display of set constant and measured temperature
- Quick Auto stop, Auto Start / Stop operation
- Increased safety and self-diagnostic function
- With calibration offset function

Safety features

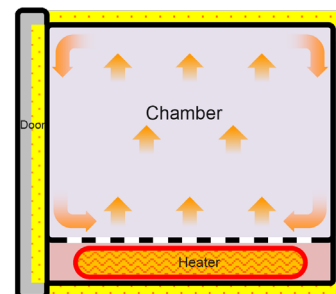
- Self diagnosis functions (Temp. sensor abnormal, Heater disconnection, Internal communication error, temperature input circuit abnormality, Automatic overheat prevention function, SSR-short), Overheat prevention, Electric leakage breaker with over current protection

Specifications

Model	DVS402C	DVS412C	DVS602C	DVS612C
Circulation method	Natural convection			
Operating temp. range	Room temp.+5 to 260°C			
Temp. control accuracy	±1.0°C (at 260°C)			
Temp. distribution accuracy	±5.0°C (at 260°C)			
Max. temp. reaching time	~90 min. (Room temp. +5°C~260°C)			
Interior material	Stainless steel			
Exterior material	Cold rolled steel plate with melamine resin baking finish			
Heat insulating material	Glass wool			
Heater	Stainless pipe heater			
	1.2kW		1.36kW	
Observation window	250×280 mm Chemically strengthened glass x 3			
Cable hole	30 mm I.D.×1 pcs.(right side)			
Exhaust port	30 mm I.D.×2 pcs.(on top)			
Temp. controller	3 patterns program controller, PID control by microprocessor			
Temp. setting method	Operation menu key and Digital setting by ▲/▼ key			
Temp display method	Measurement temp. : Digital display by green LED			
	Setting temp. : Digital display by red LED			
Timer	1 min. to 99 Hrs. 59 min. and 100 Hrs. to 999 Hrs. 50 min.			
Operation function	Fixed temperature, Program, Auto start, Auto stop, Quick Auto-stop,			
Program mode	Program operation: 6 pattern, 30 steps (30 steps×1, 15 steps×2, 10 steps×3)			
Additional functions	Calibration off-set function, Key lock, Uninterruptible power for memory, Pattern repeat function			
Heater circuit control	SSR control			
Sensor	K-thermocouple			
Safety device	Self diagnosis functions (temp. sensor abnormal, Heater disconnection, SSR- short, Memory abnormal, Automatic overheating prevention), Overheat prevention, Electric leakage breaker with over current protection			
Internal dimensions (W×D×H)	450×490×450 mm		600×540×500 mm	
External dimensions (W×D×H)	560×601×820 mm		710×651×870 mm	
Internal capacity	99L		162L	
Shelf plate load	~15kg / pcs.			
Shelf rest step number / pitch	9 steps / 30mm		13 steps /30mm	
Power source 50/60Hz	AC115V 12A with plug	AC220V 6.5A no plug, round terminal	AC115V 13.5A with plug	AC220V 7.5A no plug, round terminal
Weight	~48kg		~63kg	
Included accessories	Stainless steel, 2 pcs. shelf plate / 4 pcs. brackets			

Method

[Side view]

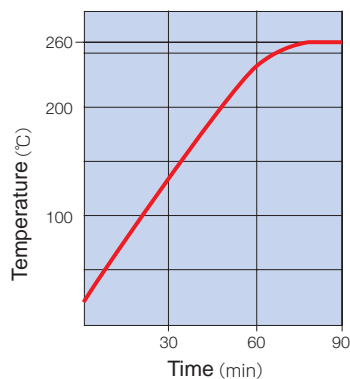


Interior (DVS402C)



- Enhanced sealing function with heat resistant silicon rubber packing, ensuring stable performance.
- Stainless steel interior material, high corrosion resistance for easy cleaning.

Temp. Rising Curve




Control Panel




Cable Port (Standard)



Exhaust Port (Standard)



Shelf Plate / Shelf Bracket

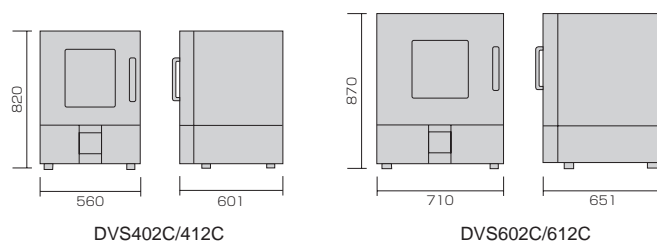


Optional Items

Description	Product code
Stand OA194	281596
Stacking support	
OD40 for DVS402C/412C	212822
OD60 for DVS602C/612C	212823
Shelf (with support 2 pcs)	
For DVS402C/412C	212246
For DVS602C/612C	212266
*Cable Port	
25mm Ø	281131
50mm Ø	281132
*Temperature output terminal (4-20 mA)	281133
*External alarm terminal/ time-up output terminal (choose either)	281134
Seismic mat	296902

* Please specify when ordering main unit.

Dimensions (Unit:mm)



Attention

- Never use in flammable or explosive gas atmosphere.
- Never use explosive or flammable material.

● Caution: High temperature components.

New! Programmable Natural Convection Oven




Constant Temperature Ovens

DVS403C/413C/603C/613C*

* replacement models of DVS402C/412C/602C/612C

Operating temp. range	Room temp. +10~260°C	Temp. distribution accuracy	±5°C (at 260°C)	Internal capacity	99L (403C/413C) 162L (603C/613C)
-----------------------	----------------------	-----------------------------	-----------------	-------------------	-------------------------------------

Programmable standard ovens with easy to perform program settings



■ Operation and functions

- Excellent temperature accuracy
- Easy to use and maintain
- Equipped with a 6 pattern PID program controller with easy program settings (30 steps x 1, 15 steps x 2, 10 steps x 3)
- Simultaneous display of set constant and measured temperature
- Quick Auto stop, Auto Start / Stop operation
- Increased safety and self-diagnostic function
- With calibration offset function

■ Safety features

- Self diagnosis functions (Temp. sensor abnormal, Heater disconnection, Internal communication error, temperature input circuit abnormality, Automatic overheat prevention function, SSR-short), Overheat prevention, Electric leakage breaker with over current protection

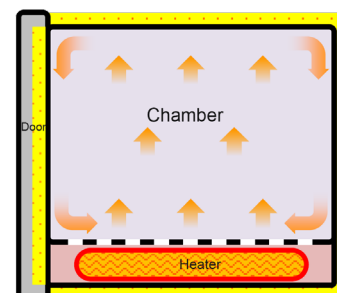
■ Specifications

(Stand optional)

Specifications		DVS403C	DVS413C	DVS603C	DVS613C
Circulation method	Natural convection				
Operating temp. range	Room temp.+10 to 260°C				
Temp. fluctuation	±1.0°C (at 260°C)				
Temp. uniformity	±3% (at 260°C)				
Temp. adjustment accuracy	±1.0°C (at 260°C)				
Temp. distribution accuracy	±5.0°C (at 260°C)				
Max. temp. reaching time	~75 min. (Room temp. +5°C~260°C)				
Interior material	Stainless steel				
Exterior material	Cold rolled steel plate with chemical resistant coating				
Heat insulating material	Glass fiber + rock wool				
Heater	Stainless pipe heater				
	1.2kW			1.36kW	
Observation window	250×280 mm Chemically strengthened glass x 3				
Cable hole	33 mm I.D.×1 pcs.(right side)				
Exhaust port	33 mm I.D.×2 pcs.(on top)				
Temp. controller	3 patterns program controller, PID control by microprocessor				
Temp. setting method	Operation menu key and Digital setting by ▲/▼ key				
Temp display method	Measurement temp. : Digital display by green LED Setting temp. : Digital display by red LED				
Timer	1 min. to 99 Hrs. 59 min. and 100 Hrs. to 999 Hrs. 50 min.				
Operation function	Fixed temperature, Program, Auto start, Auto stop, Quick Auto-stop,				
Program mode	Program operation: 6 pattern, 30 steps (30 steps×1, 15 steps×2, 10 steps×3)				
Additional functions	Calibration off-set function, Key lock, Uninterruptible power for memory, Pattern repeat function				
Heater circuit control	SSR control				
Sensor	K-thermocouple				
Safety device	Self diagnosis functions (temp. sensor abnormal, Heater disconnection, SSR- short, Memory abnormal, Automatic overheating prevention), Overheat prevention, Electric leakage breaker with over current protection				
Internal dimensions (W×D×H)	450×490×450 mm			600×540×500 mm	
External dimensions (W×D×H)	560×601×827 mm			710×651×877 mm	
Internal capacity	99L			162L	
Shelf plate load	~15kg / pcs.				
Shelf rest step number / pitch	11 steps / 30mm			13 steps / 30mm	
Power source 50/60Hz	AC115V 11A with plug	AC220V 5.5A no plug, round terminal	AC115V 12.5A with plug	AC220V 6.5A no plug, round terminal	
Weight	~48kg			~63kg	
Included accessories	Stainless steel, 1 pc. shelf plate / 2 pcs. brackets				

Method

[Side view]

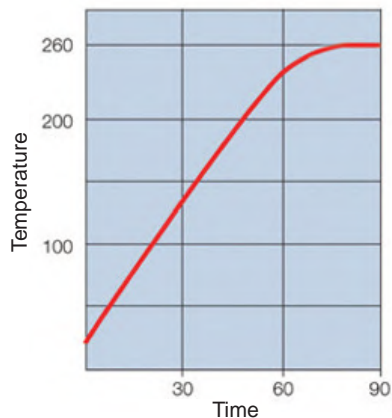


Interior (DVS403C/413C)



- Enhanced sealing function with heat resistant silicon rubber packing, ensuring stable performance.
- Stainless steel interior material, high corrosion resistance for easy cleaning.

Temp. Rising Curve



Optional Items

Description	Product code
Stand OA194	281596
Stacking support	
OD40 for DVS403C/413C	212822
OD60 for DVS603C/613C	212823
Shelf (with support 2 pcs)	
For DVS403C/413C	212246
For DVS603C/613C	212266
*Cable Port	
25mm Ø	281131
50mm Ø	281132
*Temperature output terminal (4-20 mA)	281133
*External alarm terminal/ time-up output terminal (choose either)	281134
Seismic mat	296902

*Please specify when ordering main unit.

Control Panel




Cable Port (Standard)



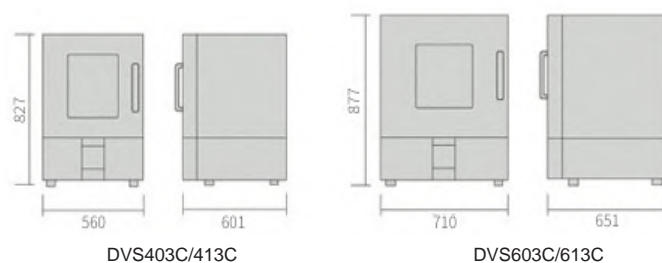
Exhaust Port (Standard)



Shelf Plate / Shelf Bracket



Dimensions (Unit:mm)



Attention ●Never use in flammable or explosive gas atmosphere.
●Never use explosive or flammable material.

●Caution: High temperature components.

High Temperature Natural Convection Oven

MADE
IN
JP

DR201-115V / DR201-220V

Operating temp.
range 300~700°C

Temp. distribution
accuracy $\pm 25^{\circ}\text{C}$ (at 700°C)

Internal
capacity 13.75L

Maximum operation temperature up to 700°C

Operation and functions

- Programmable natural convection oven with high accuracy control at high temperature range
- Can be used as an electric furnace for ashing and sintering, but also as an incubator and drying oven
- Temperature, measured temperature and overheat prevention temperature can be digitally set by operation menu and $\blacktriangle/\blacktriangledown$ keys
- Easy programmable operation, fixed temperature, quick auto stop, auto stop, program auto start, auto start
- Equipped with sub-functions such as overheating prevention temperature prevention temperature setting, key lock function, program repeat function, calibration offset

Safety features

- Self-diagnostic functions (automatic overheat prevention, temperature sensor failure, heater disconnection, SSR short circuit, main relay failure, memory error, internal communication error, abnormal temperature reading), Overcurrent ELB, Overheat prevention device

Specifications

Model	DR201-115V	DR201-220V
System	Natural convection	
Temp. control range	300~700°C	
Temp. control accuracy	$\pm 5^{\circ}\text{C}$ (at 700°C)	
Temp. fluctuation	10°C (at 700°C)	
Temp. distribution accuracy	$\pm 25^{\circ}\text{C}$ (at 700°C)	
Temp. gradient	30°C (at 700°C)	
Temp. rise time	~70min. (Room temp. +5°C~700°C)	
Temp. fall time	~150min. (700°C to 300°C)	
Interior material	Stainless steel sheet metal	
Exterior material	Chromium-free electrogalvanized steel sheet, baked-on finish	
Heat insulating material	Ceramic fiber rock wool	
Heater type / capacity	Iron-chrome wire heater / 1.3kW	
Temp. controller	PID control by microcomputer	
Temp. setting method	Digital setting with menu keys and $\blacktriangle/\blacktriangledown$ keys	
Temp. display	Temp. reading display: Green 4 digit LED digital	
	Temp. setting display: Red 4 digit LED digital	
Timer function	0 to 99 hrs 59 mins. and 100 hrs. to 999 hrs 50min.	
Timer resolution	1 minute increments under 99 hours and 59 minutes, 10 minutes after 100 hours.	
Wait function	Timer wait function (ON/OFF setting)	
Operation modes	Fixed temperature, program, program auto start, auto start, quick auto stop, auto stop	
Program modes	6 patterns (PrG1: 30 steps, PrG2-3: 15 steps, PrG4-6: 10 steps) step weight function, repeat function, step hold function, step skip function	
Additional functions	Calibration offset, keypad lock, auto resume mode select	
Sensor	K thermocouple (W sensor)	
Safety devices	Self-diagnostic functions (automatic overheat prevention, temp. sensor failure, heater disconnection, SSR short circuit, main relay failure, memory error, internal comm. error, abnormal temp. reading), overcurrent ELB, overheat prevention device	
Internal dimension (WxDxH)	250 x 250 x 220 mm	
External dimension (WxDxH)	520 x 443 x 612 mm (protrusions excluded)	
Internal capacity	13.75L	
Shelf load capacity	15 kg / pc. Total load capacity 30 kg	
Shelf rest step number	3 steps	
Shelf rest pitch	33 mm	
Power source (50/60Hz)	AC115V 11.5A (with plug)	AC220V 6.0A (with plug)
Weight	~36 kg	
Shelf plate	Perforated stainless steel plate	
Included accessory	2 pcs. shelf plate	



13.75L

Optional items

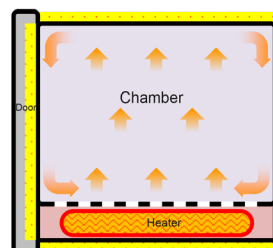
No.	Description	Product code
1	Stand ONS60	212802
2	Shelf plate 1pc.	212808
3	Seismic mat (set of 4 pcs.)	296902
4	External alarm output terminal*	281283
5	Time-up output terminal*	281284
6	Temperature output terminal (4-20mA)	281285

Some options are required to be installed at the factory. Contact YSA for options 4-6.


* External alarm terminal and time-up output terminal cannot be installed at the same time

Method

[Side view]



Accessories

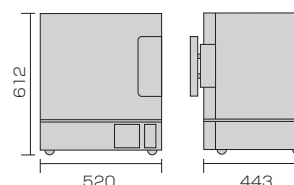


Shelf plate



ONS stand

Dimensions (mm)



Attention

- Never use in flammable or explosive gas atmosphere
- Never use explosive or flammable material
- Caution: High temperature components

NOTES

[illegible]

Glassware Drying Oven

Natural / Forced Convection Ovens for Glassware Drying



DG400C/410C/440C/450C/800C/810C/840C/850C

Operating temp.
range

Room temp. +5~70°C

Internal capacity

92L
DG400C/410C/440C/450C

445L
DG800C/810C/840C/850C

Operation and functions

- Large window for easy observation
- Can be used to store instruments after drying
- Highly efficient heat insulation material for both internal and external structure
- Adjustable foot for stability on uneven floors
- Mobile on casters (DG800C/810C/840C/850C)
- Equipped with stainless steel pipe heater and water receiving plate at the bottom
- Stainless steel interior, easy to clean and highly resistant to corrosion
- DG440C/450C/840C/850C installed with filter at air in-take port, exhaust fan and germicidal lamp for fast drying
- Dial setting and digital display of temperature control and timer

Safety features

- Self-diagnostic functions, calibration offset, independent overheat prevention, over current leakage breaker, key lock and auto recovery after power failure

Note: Accurate temperature control may not be possible with heat generating samples in the chamber



(Stand optional)

Specifications

Model	DG400C/410C	DG440C/450C	DG800C/810C	DG840C/850C
System	Natural convection			Natural / Forced convection
Operating temp. range	RT+5~70°C			
Interior material	Stainless steel			
Exterior material	Cold rolled steel plate with chemical proofing coating			
Heater	SUS pipe heater 1.0kW		SUS pipe heater 1.34kW	
Temp. controller	PID control with microprocessor			
Temp. setting	Digital setting by ▲/▼ keys			
Temp. display	Measured temp. display: Green 4-digit LED digital display Setting temp. display: Red 4-digit LED digital display			
Timer	1min-99 hr 59 min and 100 hr-999 hr 50 min (with time wait function)			
Operation functions	Fixed temperature, auto stop, auto start, quick auto stop			
Additional functions	Deviation correction, Key lock, Power outage compensation			
Heater circuit control	SSR driving			
Sensor	Temp. controller: K thermocouple, Overheat protection: Liquid-expansion temp. controller			
Exhaust port	I.D. 34mm×2	Axial flow fan forced exhaust	I.D. 34mm×2	Axial flow fan forced exhaust
Suction port	I.D. 30mm×2	Set air suction filter	I.D. 30mm×2	Set air suction filter
Germicidal lamp	—	8W×1	—	15W×1
Safety device	Self-diagnostic (Abnormal temp. sensing, Auto overheat prevention, SSR short circuit), Key lock, Independent overheat protector, Overcurrent ELB			
Internal dimensions (W×D×Hmm)	450×450×450		620×600×1195	
External dimensions (W×D×Hmm)	504×562×788	504×562×820	674×711×1586	674×711×1618
Internal capacity	92L		445L	
Weight	~45kg	~48kg	~78kg	~83kg
Door	Single door, silicon rubber packing			
Observation window	Standard glass 3mm W250 x H300mm		Standard glass 3mm W250 x H700mm	
Shelf plate / bracket (stainless steel)	2pcs. / 4pcs.		4pcs. / 8pcs.	
Shelf plate load	15kg/pc.			
Shelf rest / pitch	10 steps / 30mm		29 steps / 30mm	
Water receiving plate	1 pc			
Power supply (50/60Hz) rated current	AC115V with plug AC220V no plug, round terminal	AC115V with plug AC220V no plug, round terminal	AC115V with plug AC220V no plug, round terminal	AC115V with plug AC220V no plug, round terminal



Interior (DG840C/850C)



Equipped with exhaust axial flow fan

Control Panel



DG400C/410C/440C/450C



DG800C/810C/840C/850C

Germicidal lamp (DG440C/450C/840C/850C)



Air in-take filter (DG440C/450C/840C/850C)




Water Receiving Plate (sliding type)



Optional Items

Product code	Description	Suitable models
212246	Shelf & bracket set	DG400C/410C/440C/450C
211854	Shelf & bracket set	DG800C/810C/840C/850C
296902	Seismic mat	DG400C/410C/440C/450C
281596	Stand	DG400C/410C/440C/450C



Shelf plate and brackets

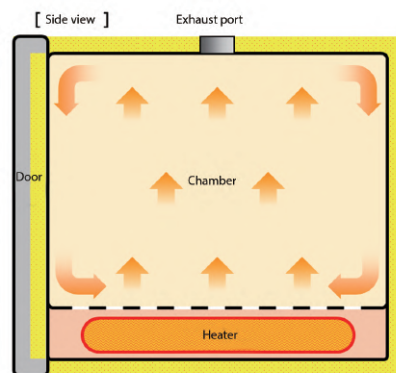


Seismic mat



Stand

Method



Attention

- Never use in flammable or explosive gas atmosphere
- Never use explosive or flammable material
- Cauton: High temperature components

Economical Forced Convection Oven

Basic Non-programmable Forced Convection Ovens

DKL301C/311C/401C/411C/601C/611C



Operating temp. range	Room temp. +10°C to 260°C	Temp. distribution accuracy	±2.5°C (at 260°C)	Internal capacity	27L DKL301C/311C	90L DKL401C/411C	150L DKL601C/611C
-----------------------	---------------------------	-----------------------------	-------------------	-------------------	---------------------	---------------------	----------------------

Fixed temperature operation

Performance and functions

- Fixed temperature, Quick auto stop, Auto stop, and Auto start operation modes with easy control capabilities
- Settings can be made digitally using the dedicated operation menu keys or the up and down keys
- Calibration offset function as an auxiliary function

Safety features

- Self-diagnostic functions, MCB with over current protector, hydraulic standalone overheat prevention device



27L
DKL301C/311C

90L
DKL401C/411C

Specifications

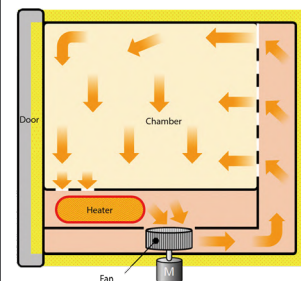
Model	DKL301C/311C	DKL401C/411C	DKL601C/611C
Circulation method	Forced air circulation		
Operating temperature range	Room temp. +10~260°C		
Temp. control accuracy	±1°C (at 260°C)		
Temp. distribution accuracy	±2.5°C (at 260°C)		
Temperature rise time	~90 min (at room temp. ~260°C)		
Interior material	Stainless steel (SUS430)		
Exterior material	Steel plate SPCC (powder coating)		
Heat insulating material	Glass wool		
Heater	SUS304 pipe heater		
	0.8kW	1.2kW	1.5kW
Fan motor	Sirocco fan 10W		
Cable port	30 mm I.D.x1 pc. (right side)		
Exhaust port	30 mm I.D.x2 pcs. (top)		
Temp. controller	PID control by microprocessor		
Temp. setting method	Digital setting by ▲/▼ keys		
Operation functions	Fixed temperature, Quick auto-stop, Auto stop, Auto start		
Additional functions	Calibration offset function		
Heater circuit control	SSR control		
Sensor	K-thermocouple		
Safety device	Self diagnostic functions (temperature sensor error, memory error, auto overheat prevention, measured temperature error), MCB with an over current protector, hydraulic standalone overheat prevention device		
Internal dimensions (WxDxH)	310x310x310 mm	450x450x450 mm	610x500x500 mm
External dimensions (WxDxH)	410x450x680 mm	560x600x820 mm	710x650x880 mm
Internal capacity	27L	90L	150L
Shelf plate with standard load	15kg/piece		
Shelf rest step number	6 steps	9 steps	12 steps
Shelf rest pitch	35mm		
Power source 50/60Hz	AC115V 7.5A with plug AC220V 4A no plug, round terminal	AC115V 11A with plug AC220V 6A no plug, round terminal	AC115V 13.5A with plug AC220V 7.5A no plug, round terminal
Weight	~35kg	~50kg	~65kg
Shelf plate	Stainless steel		
	2 pcs.		
Shelf bracket	4 pcs.		

Performance under the power supply condition of AC 115V and 220V are shown here.
Operating environmental temperature range for this device is 5~35°C



Method


[Side view]




Control Panel



Exhaust Ports (Standard)



Cable Port (Standard)



Optional Items

Description	Product Code
Stand	
For DKL301C/311C ON30C	Q020101001
For DKL401C/411C/601C/611C ON61C	Q020101002
Stacking kit	
For DKL301C/411C OD40C	Q010101001
For DKL601C/611C OD60C	Q010101002
Shelf (1 pc. shelf and 2 pcs. brackets)	
For DKL301C/311C	Q110101001
For DKL401C/411C	Q110101002
For DKL601C/611C	Q110101003
*Cable port	
Ø 25mm	Q110101007
Ø 50mm	Q110101008
Seismic mat	296902

* Please specify when ordering main unit.

Attention

- Never use in flammable or explosive gas atmosphere.
- Never use explosive or flammable material.
- Caution: High temperature components.


Optional Items



Stand

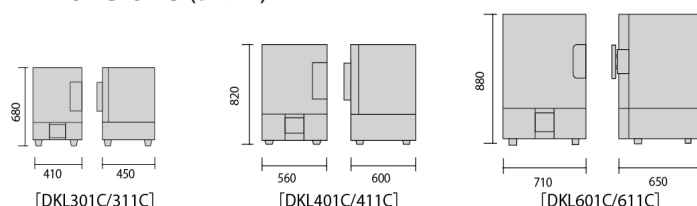


Seismic mat



Shelf (with 2 brackets)

Dimensions (Unit:mm)



New! Forced Convection Oven

Programmable Forced Convection Ovens

DKN-303-115V / DKN-303-220V

MADE
IN
JP

Operating temp.
range RT+10°C~260°C

Temperature
fluctuation $\pm 0.4^{\circ}\text{C}$ (at 260°C)

Internal
capacity 27L

Operation and functions

- Excellent temperature performance
- Temperature fluctuation is $\pm 0.4^{\circ}\text{C}$
- Temperature gradient is highly accurate at 9°C (at max. temp.)
- Monochromatic design for intuitive operation - design features a unified black color for all parts touched during operation, resulting in an intuitive user experience
- Improved visibility and operability with the redesigned control panel, now angled to provide a more easily visible and user-friendly position
- Simple-to-operate forced convection constant temperature oven
- Easy operation allows for constant temperature operation, quick auto-stop operation, auto-stop operation, and auto-start operation.

Safety features

- Full range of safety functions, including automatic over-temperature protection, abnormal temperature measurement detection, and an overcurrent leakage circuit breaker.
- Independent overheat protector is now fitted as standard on the bottom front.
- Settings can be checked any time.

Specifications

Model	DKN-303-115V / DKN-303-220V
Circulation method	Forced convection
Operating temp. range ¹	Room temp. +10°C to 260°C
Temp. fluctuation ¹	$\pm 0.4^{\circ}\text{C}$ (at 260°C)
Temp. gradient ¹	9°C (at 260°C)
Temperature rise rate ¹	$3.9^{\circ}\text{C} / \text{min.}$
Temp. rise time ²	~60 min.
Exterior material	Chromium-free electrogalvanized steel sheet, baked coating
Chamber	Stainless steel sheet metal
Heat insulating material	Glass wool
Heater	Stainless steel tube heater
Fan Type / Fan Motor	Scirocco fan / Capacitor motor
Cable port	33 mm I.D. x 1 (right side)
Exhaust port	33 mm I.D. x 2 (on top)
Observation window	180x180mm Chemically strengthened glass x 3 pcs.
Temp. controller	PID control by microprocessor
Setting system	Digital setting using dedicated menu keys and \blacktriangle \blacktriangledown keys
Display system	Temperature reading display: Green 4-digit LED digital Temperature setting display: Red 4-digit LED digital
Timer	0 minutes to 99 hours 59 minutes and 100 to 999 hours 50 minutes (with timer wait function, ON/OFF possible)
Timer resolution	1 minute increments under 999 hours and 59 minutes, 10 minutes after 100 hours
Wait function	Timer wait function (ON/OFF setting)
Operation function	Fixed temperature/Program operation/Quick auto stop operations/Auto stop operation/Auto start operation/Program auto start
Additional functions	Calibration offset / Keypad lock / Auto-resume mode select
Sensor	Temperature regulator: K thermocouple For independent oversurge prevention: Hydraulic oversurge prevention
Safety device	Self-diagnostic functions (Automatic over-temperature protection, Temperature sensor failure, Heater disconnection, SSR short circuit, Main relay failure, Memory error, Internal communication error, Abnormal temperature reading) / Independent over-temperature protection / Set value lock function / Overcurrent leakage breaker
Internal dimensions (WxDxH)	300x300x300 mm
External dimensions (WxDxH)	410x450x670 mm
Internal capacity	27L
Shelf plate with standard load	~15kg/piece. Total load capacity 30 kg.
Shelf rest step number / Shelf rest pitch	6 steps / 30mm
Power source 50/60Hz	115V 7.5A with plug / 220V 4A no plug, round terminal
Weight	~35kg
Included shelf plate / brackets	1 piece / 2 pcs

¹1. Performance (excluding temp. rise time) is based on a power supply of 115V or 220V, room temp. of $23^{\circ}\text{C} \pm 5^{\circ}\text{C}$, humidity of 65%RH $\pm 20\%$, and no load. Note that the max. temp. in the temp. control range (260°C) may not be reached if the power supply voltage is below 115V or 220V or if the outside temp. is low.

²2. Temp. rise time is reference data at 115V or 220V, room temp. 23°C , humidity 65%, and no load. Note that if the power supply voltage is below 115V or 220V or if the outside temperature is low, the temperature rise time may be extended.



27L
(Stand optional)

Interior



Control Panel



Cable Port / Exhaust Ports



Optional Items

Description	Product code
Stand	281353
Shelf (with support 2 pcs)	212068
*Cable port	
25mm \varnothing	281121
50mm \varnothing	281122
*Temperature output terminal (4-20 mA)	281375
Choose either:	
* External alarm terminal	281376
* Time-up output terminal	281377
Seismic mat	296902
Sheath sensor	ODT48
Silicon plug (with hole)	212947

* Please specify when ordering main unit.

NOTES

New! Forced Convection Oven

Programmable Forced Convection Ovens

DKV400/410/600/610/810/910

MADE

IN

JP

Operating temp.
range

RT+10°C~270°C
DKV400/410/600/610

RT+10°C~220°C
DKV910

Temp. fluctuation

±.5°C ~ ±.6°C

Internal
capacity

90L
(DKV400/410)

150L
(DKV600/610)

300L
(DKV810)

535L
(DKV910)

Operation and functions

- Superior temperature accuracy
- Highly visible 3.5 inch color LCD controller (VSD-1 type)
- Door hinges with click function at 30°click and 120°click
- Fixed temperature operation, Quick Auto-Stop Operation / Auto-Stop Operation / Auto-Start Operation / Programmed Auto-Start Operation (Time and Clock Settings), Programmed Operation (Time Settings)
- Increased safety and self-diagnostic function
- Easy to use and maintain
- Built in exhaust ports

Q: Is it possible to install an observation window on the door?

A: Custom orders can be accommodated; however, insulation and specified performance may vary depending on operating temperature. Standard window size is W250x280 mm. For alternative sizes, please contact Customer Service.



90L

DKV400 + 281355 stand



150L

DKV600 + 281596 stand

(Stands purchased separately)

Specifications

Model	DKV400	DKV410	DKV600	DKV610	DKV810	DKV910
Circulation method	Forced convection					
Operating temp. range	Room temp. +10°C to 260°C					RT +10°C to 220°C
Temp. fluctuation ^{*2}	±.6°C (at 270°C)		±.5°C (at 270°C)		±.6°C (at 270°C)	±.6°C (at 220°C)
Temp. gradient ^{*2}	9°C (at 270°C)				11°C (at 270°C)	11°C (at 220°C)
Temp. rise rate ^{*2}	3.3°C / min		2.1°C / min		3.4°C / min	2.5°C / min
Temp. rise time ^{*2}	~75 min.		~115 min.		~75 min.	~80 min.
Exterior material	Chromium-free electrogalvanized steel sheet, baked-on finish					
Chamber	Stainless steel					
SUS tube heater	1.5kW		2.5kW		3.0kW	
Cable port	Inner diameter 33mm (1 piece on right side)					
Exhaust port	33mm I.D. x 2 (top)				33mm I.D. x 2 (back)	
Safety devices	Self-diagnostic functions (automatic overtemperature protection, temperature sensor error, SSR short circuit, heater disconnection, fan error, clock element error, main relay error, memory error, internal communication error) / independent overheat prevention device / door switch (door alarm) / overcurrent leakage breaker / fall prevention fitting (Model 810/910)					
Controller type	VSD-1 Controller					
Temp. control system	PID control by microcomputer					
Temp. display	3.5-inch color LCD panel digital display					
Timer / clock timer	1 minute to 99 hours 59 minutes / Date: hour: minute (up to 31 days later)					
Operation modes	Fixed temperature / Timer: Hourly quick auto stop operation / Timer: Hourly auto stop operation / Timer: Hourly auto start operation / Program operation / Timer: Hourly program auto start operation					
Additional functions	Calibration offset / Power failure return mode selection function / Timer Wait function / Security management function / Temperature upper/lower limit alarm function / Fan OFF delay function / Power failure alarm / External communication terminal (RS-485) / Temperature output terminal (4-20mA) / Time-up output terminal / Error output terminal / Recorder terminal / Program preview function / Operation trend function					
Sensor	Temperature controller / independent overheat prevention device: K thermocouple					
Safety devices ^{*3}	Self diagnosis functions (temp. sensor abnormal, Heater disconnection, SSR- short, Automatic overheating prevention), Key lock function, Overheat prevention, Electric leakage breaker with over current protection					
Internal dimensions (WxDxH)	450×450×450 mm		600×500×500 mm		600×500×1000 mm	1090×500×1000 mm
External dimensions (WxDxH) ^{*4}	580×635×830 mm		730×685×880 mm		730×685×1610 mm	1220×685×1610 mm
Internal capacity	90L		150L		300L	545L
Chamber shelf load	~15kg/shelf					
Chamber load capacity	~30kg		~60kg		~120kg	
Number of shelves / pitch	11 steps / 30mm		13 steps / 30mm		29 steps / 30mm	29 / 30mmx2 columns
Power supply 50/60Hz Rated current	115V, 13.5A with plug	220V, 7.5A no plug, round terminal	115V, 13.5A with plug	220V, 7.5A no plug, round terminal	Single phase 220V, 12A with plug	Single phase 220V, 14.5A no plug, round terminal
Weight	~60kg		~75kg		~120kg	~195kg
Included shelf plate / brackets	1 pc. / 2 pcs.				3 pc. / 6 pcs.	6 pc. / 12 pcs.
Fall prevention fittings	-		-		4 pcs (fixing hole diameter Φ14 M12 recommended)	

*1 Performance (excluding temperature rise time) is measured at rated voltage, 50Hz or 60Hz frequency, room temperature 23° C ± 5° C, humidity 65%RH ± 20%, and no load. Note that the maximum temperature in the temperature control range may not be reached if the power supply voltage is below the rating or if the outside temperature is low. *2 Temperature rise time is reference data for rated voltage, 50 Hz or 60 Hz, room temperature 23° C, humidity 65%, and no load. Note that the temperature rise time may be longer when the power supply voltage is below the rating or when the outside temperature is low. *3 If the product is used beyond the operating voltage range (± 10% of rating), there is a possibility that the safety function will malfunction. Pay attention to the power supply voltage when using the product. *4 Protrusions are not included.

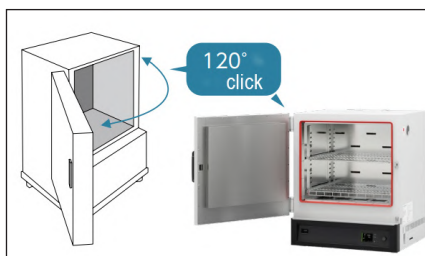
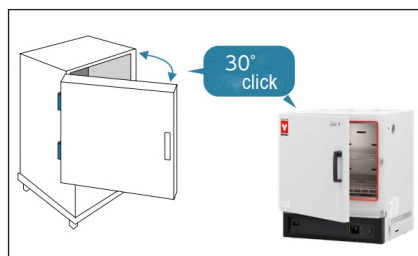


300L
DKV810



535L
DKV910

Door Hinges with click function



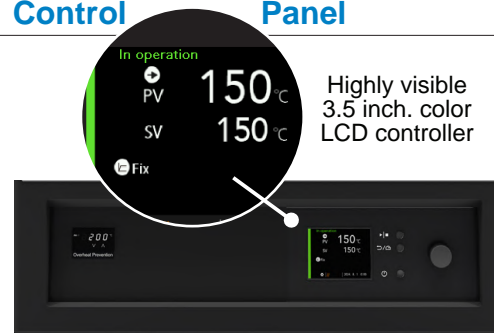
Door hinges have a click function that can hold the door at two angles: 30° and 120° (operating range is 180°). Samples can be inserted and removed safely, without concern for burns or accidental contact.

Optional Items

Description	Factory Code	YSA Part Number	Compatible Models
Stand (no casters)	OA194	281596	DKV400/410/600/610
	OA117	281355	DKV400/410
	OA118	281356	DKV600/610
Stacking kit	OA196	281598	DKV400/410
	OA197	281599	DKV600/610
Shelf and bracket set <i>Stainless steel perforated metal shelf. Same shelf as standard accessories.</i>	-	212246	DKV400/410
	-	212266	DKV600/610/810
	-	212490	DKV910
Seismic isolation mat <i>Secures devices in place by fastening them to the base, preventing tipping</i>		296902	DKV400/410/600/610
Sheath sensor <i>(K thermocouple)</i>	ODT48	212946	DKV400/410/600/610/810/910
Silicone stopper <i>Silicone rubber plug for cable hole, φ2mm hole for sensor</i>	ODT52	212947	DKV400/410/600/610/810/910
*Rubber feet <i>Rubber feet attachable to the main unit legs</i>	OA198	281634	DKV400/410/600/610
*Cable port <i>Contact Customer Service for installation position and quantity. Not available for installation after delivery.</i>			
*Cable port 25mm inner Ø	ODM36	281454	DKV400/410/600/610/810/910
*Cable port 50mm inner Ø	ODM38	281455	DKV400/410/600/610/810/910

* Please specify when ordering main unit.

Control Panel



Highly visible
3.5 inch. color
LCD controller

Interior



DKV400/410



DKV600/610



DKV810



DKV910

Standard DKV910 model includes a center column, as shown in the photo. However, we can accommodate special orders for versions without the center column.

*Please note that the maximum temperature will be limited.



- Never use in flammable or explosive gas atmosphere.
- Never use explosive or flammable material.

- Caution: High temperature components.

Forced Convection Oven

Energy Saving Programmable Forced Convection Ovens



DNE401/411/601/611/811/911

Operating temp. range RT +20°C~210°C (DNE401/411/601/611)
RT +15°C~210°C (DNE811/911)

Temp. distribution accuracy ±2.0°C (at 210°C)

Operation Energy saving
Environment friendly

High performance environment friendly eco-oven that reduces power consumption significantly

Operation and functions

- High precision controller allows high performance temperature control and display of CO₂ and power discharge
- Heat tightness and insulation design of the chamber achieves an energy saving rate of about 40% at constant temperature compared to previous models
- Maximum temperature reaching time reduced by 15 minutes (no-load) compared to previous models.
- Program operation with a maximum of 99 steps, 99 patterns repeatable
- Standard equipped with various support functions such as calibration offset, power failure recovery mode, save and access of user setting information, as well as other operation modes
- Data acquisition from internal test device possible because of cable holes
- Easy system upgrade with various option settings

Safety features

- Standard equipped with various self-diagnostic functions, independent overheat prevention device, overcurrent circuit breaker, and key lock function

Specifications



Model		DNE401	DNE411	DNE601	DNE611	DNE811	DNE911
Circulation method		Forced air circulation					
External temp. range		5~35°C					
Temperature control range		Room temperature +20~210°C				Room temperature +15~210°C	
Temp. control accuracy *1		±0.5°C (at 210°C)					
Temp. fluctuation *1		±0.6°C (at 210°C)					
Temp. distribution accuracy *1		±2.0°C (at 210°C)					
Temp. gradient*1		6°C (at 210°C)		8°C (at 210°C)		8°C (at 210°C)	10°C (at 210°C)
Temp. rise time *1		~60 min.		~70 min.		~45 min.	~60 min.
Chamber / Exterior / Insulation		Stainless steel / Chrome-free electro-galvanized steel plate, chemical-proof baked-on finish / Glass wool					
Door		Single swing (left side)					Double doors (from center)
Insulating material		Glass wool					
Heater (Stainless steel pipe)		1.1kW	1.2kW			1.2kW x 2	1.5kW x 2
Fan Type	Fan	Scirocco fan, capacitor motor					
	Motor	10W				30W	30W x 2
Cable hole (lower right side)		33mm I.D. 1pc.					
Exhaust port		33mm I.D. 2pcs (top)				33mm I.D. 2pcs (rear)	
Caster wheels		--				Free swivel caster wheels (w/o stopper)	
Adjuster		--				Level adjusters (2 at the front)	
Controller		Model V type					
Temp. control / setting system		PID Z control / Digital setting with ▲/▼ keys					
Temp. display		Top screen (Chamber): Green 4 digit LED digital display (1°C resolution) / Bottom screen: Orange 5 digit LED digital display (1°C resolution)					
Other indications		LED indicates temperature patterns for heating/stable/cooling					
Timer		1 min. and 99 Hrs. 59 mins: duration operation, 24 hour setting: time operation					
Operation functions		Fixed temperature, Program operation (max.99 steps, up to 99 patterns repeat operation function), Duration/time select timer operation function (fixed temperature operation, auto-start, auto-stop, quick auto stop, program operation auto start)					
Additional functions		Power on and Integration time function (up to 65,535 hours), Calibration offset, Time display, Display of power consumption, CO ₂ discharge and heater operation, Power failure return mode, User configuration information					
Temperature sensor		K type Thermocouple double sensor (for temperature control and independent overheat prevention device)					
Heater control		Triac with Zero-cross Control					
Control board		Self diagnostic functions (temp. sensor failure detection, TRIAC short circuil, heater line disconnection, fan failure detection, main relay abnormal, automatic overheating prevention, key lock function)					
Earth leakage breaker		Leak Current/Short Circuit/Overcurrent Protection, Rated Current Sensitivity 30mA					
Independent overheat prevention		Set temperature range: 0~250°C					
Internal dimensions (WxDxH)*2		450x450x450 mm		600x500x500 mm		600x500x1000 mm	1090x500x1000 mm
External dimensions (WxDxH)*2		580x645x860 mm		730x695x910 mm		730x695x1660 mm	1220 x695x1660 mm
Capacity		90L		150L		300L	540L
Weight		~63kg		~77kg		~92kg	~185kg
Included accessories: shelf plate/bracket		2 pcs. / 4 pcs.				4 pcs. / 8 pcs.	8 pcs. / 16 pcs.
Shelf rest step number / Shelf rest pitch		11 steps / 30mm		13 steps / 30mm		29 steps / 30mm	29 steps / 30mm x 2
Withstand load of shelf		~15kg / shelf					
Power supply V±10% 50/60Hz single phase		AC115V 10A with plug	AC220V 5.5A no plug, round terminal	AC115V 11A with plug	AC220V 6A no plug, round terminal	AC220V 11.5A no plug, round terminal	AC220V 14A no plug, round terminal

*1 Temperature Accuracy / Rise time Standard: Testing Machinery Association of Japan. Temperature Fluctuation/Gradient Standard: Japanese Industrial Standard

Performance data above based on 115V or 220V AC supplied power, 23°C±5°C (room temperature), 65%RH ±20% humidity, maximum air speed (FAN setting 10), damper closed, and no process load.

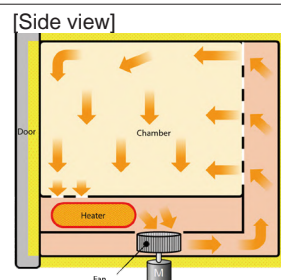
*2 Protrusions excluded



Control Panel



Method



Interior

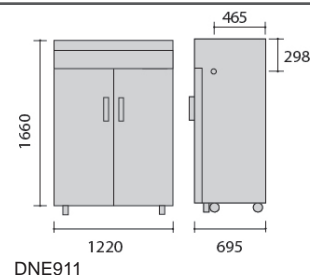
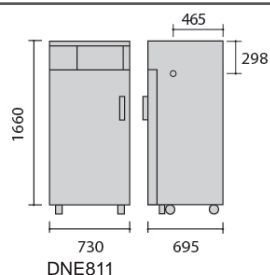
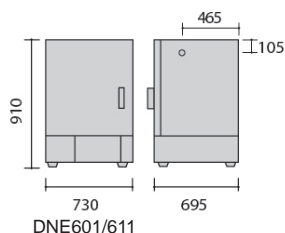
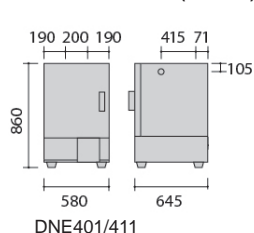


Optional Items

Description	Product code	Model	Applicable units
Stand	281596	OA194	DNE401/411/601/611
	212348	OT42	DNE401/411
	212349	OT62	DNE601/611
Stacking support	212806	ODN26	DNE401/411
	212807	ODN28	DNE601/611
Shelf and bracket set	212246	ODN20	DNE401/411
	212266	ODN22	DNE601/611/811
	212490	--	DNE911
	212946	ODT48	All models
Seath sensor (K type Thermocouple)	212947	ODT52	All models
Silicon plug (with one hole)	281454	ODM36	All models
*Cable port, 25mm diameter	281455	ODM38	All models
*Observation window for DNE401/411	281456	ODM40	DNE401/411
*Observation window for DNE601/611	281457	ODM42	DNE601/611
*External communication adapter set	211880	OIN90	All models
*External alarm output terminal	281446	ODM20	DNE401/411/601/611/811
	281447	ODM22	DNE911
*Time-up output terminal / Operation signal output terminal	281448	ODM24	DNE401/411/601/611/811
	281449	ODM26	DNE911
*Event output terminal / Time-up output terminal	281450	ODM28	DNE401/411/601/611/811
	281451	ODM30	DNE911
*Operation signal output terminal	281452	ODM32	DNE401/411/601/611/811
	281453	ODM34	DNE911

* Please specify when ordering main unit.

Dimensions (Unit:mm)



Attention

- Never use in flammable or explosive gas atmosphere
- Never use explosive or flammable material
- Caution: High temperature components

Forced Convection Oven



MADE



Energy Saving Programmable Forced Convection Ovens with Variable Flow Rate

DNF301-115V/301-220V/401/411/601/611/811/911

Operating temp. range	Room temp. +15°C~260°C	Method	DNF301/401/411/601/611 Forced convection+Natural convection	DNF811/911 Forced convection	Capacity	27L DNF301	90L DNF401/411	150L DNF601/611	300L DNF811	540L DNF911
-----------------------	------------------------	--------	--	---------------------------------	----------	---------------	-------------------	--------------------	----------------	----------------

The first 2 in 1 system in the industry

- Two types of circulation, forced and natural convection, in one unit (compatible with model 300/400/600)
- Eco-oven with improved air velocity control system and adjustable damper
- Program featured to reduce power consumption significantly
- Superior heat tightness and insulation of chamber
- Excellent dust tightness, dust can hardly enter the chamber
- Air velocity changeable in 10 stages using digital setting of controller
- Standard with 99 step program operation with repeat operation, auto start, auto stop and quick auto stop functions
- Adjustable damper position at chamber front to optimize operation
- Fluorescent display, interactive input method, calibration off-set function

Specifications

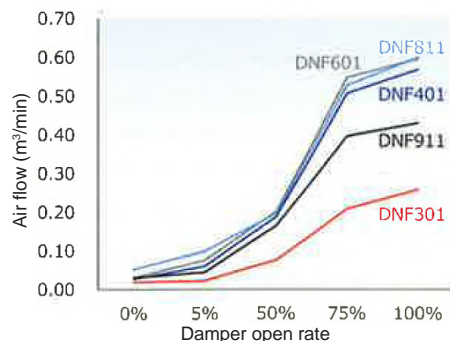


Model		DNF301-115V / DNF301-220V	DNF401/411	DNF601/611	DNF811	DNF911
Circulation method		Forced convection + Natural convection			Forced convection	
External temp. range		5~35°C				
Temperature set range		0~130°C (Wind velocity: 0), 0~270°C (Wind velocity: 1~10)			0~270°C (Wind velocity: 1~10)	
Temperature control range		RT +25~120°C (Wind velocity: 0), RT +15~260°C (Wind velocity: 1~10)			RT +15~260°C (Wind velocity: 1~10)	
Temp. control accuracy *1	Forced convection	±0.3°C (at 260°C)		±0.3°C (at 120°C)	Not applicable	
	Natural convection	±0.5°C (at 120°C)				
Temp. fluctuation *1	Forced convection	±0.5°C (at 260°C)		±0.6°C (at 120°C)	Not applicable	
	Natural convection	±1.0°C (at 120°C)				
Temp. distribution precision *1	Forced convection	±2.5°C (at 260°C)		±3°C (at 120°C)	Not applicable	
	Natural convection	±5°C (at 120°C)				
Temp. gradient *1	Forced convection	5°C (at 260°C)	7°C (at 260°C)	8°C (at 260°C)	12°C (at 260°C)	6°C (at 260°C)
	Natural convection	15°C (at 120°C)	13°C (at 120°C)		Not applicable	
Temp. rise time *1	Forced convection	~70min.	~105min.	~100min.	~60min.	~100min.
	Natural convection	~20min.	~25min.		Not applicable	
Chamber / Exterior / Insulation		Stainless steel / Cold rolled steel paneling, chemical-proof baked-on finish / Glass wool				
Door		Single swing (left side)				Double doors (opening from center)
Heater (stainless steel tube)		0.8kW	0.6kWx2	0.83kWx2	1.35kWx2	1.65kWx2
Wind velocity adjusting system		10 steps (600~1500rpm) + Wind velocity (0)			10 steps (600~1500rpm)	
Damper		Circulation-Ventilation Manual switching: Interlocked intake and exhaust system (Complete exhaust applicable / Unable to reach 260°C with damper fully open)				
Cable port		Inner diameter: 33mmx1 (right side)				
Exhaust port		Outer diameter: 50mmx1 (back side)				Outer dia.: 50mmx2 (back)
Inlet port		Inner diameter: 33mmx1 (right side)				Inner dia: 33mmx2 (both)
Controller		Model V type				
Temperature control / setting system		PID Z control / Digital setting with ▲/▼ keys				
Temperature display system		Temperature reading display: green 4-digit digital LED / Temperature setting display: orange 5-digit digital LED				
Other indications		LED indicates temperature patterns for heating/stabilizing/cooling				
Timer		1 minute and 99 hours 59 minutes: duration operation, 24 hour setting: time operation				
Operation functions		Fixed temperature operation, Program operation (maximum 99 steps or 99 patterns, with repeat operation function), Timer or clock operation function (Fixed temperature operation w/ auto start/auto stop/quick auto stop, program operation auto start)				
Additional functions		Variable Air Flow Function, Power-on Time and Operation Time Accumulation Monitor (up to 65,535 hours); Calibration Offset; Monitoring Display for Accumulated Power Consumption, Total CO ₂ Emissions, and Heater Operation Output; Power Recovery Mode; Setting Data Backup and Recovery				
Temperature sensor		K type Thermocouple double sensor (for temperature control and independent overheat prevention device)				
Heater control		Triac with Zero-cross Control				
Control board		Self-diagnostic Functions (Detection for Temp. Sensor Failure, TRIAC Short Circuit, Automatic overheating prevention, Heater Line Disconnect, Main Relay Contact Damage), Earth leakage breaker, Fan Motor Failure, Key Lock Function, Independent overheating prevention device				
Earth leakage breaker		Leak Current/Short Circuit/Over-current Protection, Rated Current Sensitivity 30mA				
Door switch		Door open: fan motor and heater circuit OFF, Door close: fan motor and heater circuit ON				
Internal dimensions (WxDxH mm)*2		300x300x300	450x450x450	600x500x500	600x500x1000	1090x500x1000
External dimensions (WxDxH mm)*2		430x495x740	580x645x890	730x695x940	730x695x1685	1220x695x1685
Capacity		27L	90L	150L	300L	540L
Weight		~50kg	~75kg	~90kg	~135kg	~210kg
Number of shelf bracket step / pitch		6 steps/30mm	11 steps/30mm	13 steps/30mm	29 steps/30mm	
Included accessories: shelf plate/bracket		2 pcs. / 4 pcs.			4 pcs. / 8 pcs.	8 pcs. / 16 pcs.
Withstand load of shelf		15kg/shelf				
Power supply V±10% 50/60Hz Single phase		115V 7.5A (with plug) / 220V (no plug) with external transformer	115V 11A (with plug) 220V 6A (no plug, round terminal)	115V 15A / 220V 8A (no plug, round terminal)	220V 15.5A (no plug, round terminal)	220V 18.5A (no plug, round terminal)

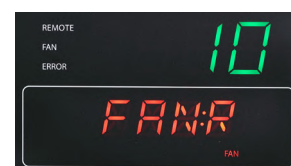
*1. Temperature Accuracy / Rise time Standard: Testing Machinery Association of Japan. Temperature Fluctuation/Gradient Standard: Japanese Industrial Standard
Performance data above based on 115V or 220V AC supplied power, 23°C±5°C (room temperature), 65%RH ±20% humidity, maximum air speed (FAN setting 10), damper closed, and no process load.
*2. Protrusions excluded.



Damper Switch



Control Panel & Fan Setting



Method

[Side view]

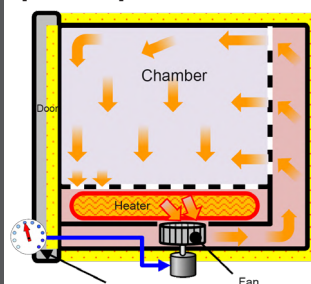


Diagram A: Forced convection

[Side view]

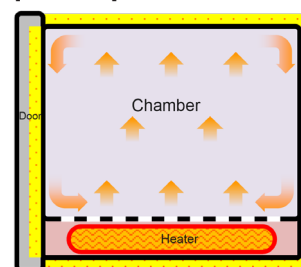


Diagram B: Natural convection

Model	Method
DNF301/401/411/601/611	Diagram A + B
DNF811/911	Diagram A

Optional Items

Product name	Product code
ON30 Stand for DNF301	211180
OA194 Stand for DNF401/411/601/611	281596
OT42 Stand for DNF401/411	212348
OT62 Stand for DNF601/611	212349
Stacking support for DNF301 ODM44	281458
for DNF401/411 ODN26	212806
for DNF601/611 ODN28	212807
Shelf (with brackets 2 pcs.) for DNF301	212068
for DNF401/411	212246
for DNF601/611/811	212266
for DNF911	212490
*Cable port 25mm Ø	281454
50mm Ø	281455
*External alarm terminal for DNF401/411/811	281466
for DNF301/601/611/911	281467
*Time-up output terminal for DNF401/411/811	281468
for DNF301/601/611/911	281469
*Operation information output terminal for DNF401/411/811	281470
for DNF301/601/611/911	281471
*Event output terminal for DNF401/411/811	281472
for DNF301/601/611/911	281473
*Heat sensor for sample monitoring (K-thermocouple)	212946
*Exhaust duct (50mm Ø with exhaust flange)	
for DNF301	281459
for DNF401/411	281460
for DNF601/611	281461
for DNF811	281462
for DNF911 (50mm Ø with exhaust flange x 2 points)	281463
Seismic mat for DNF401/411/601/611	296902

* Please specify when ordering main unit.

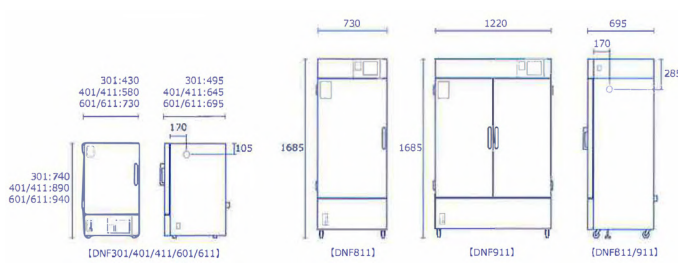
Exhaust Duct (optional)



Interior



Dimensions (Unit:mm)



Attention

- Never use in flammable or explosive gas atmosphere.
- Never use explosive or flammable material.
- Caution: High temperature components.

Fine Oven

High accuracy temperature control

DF412/612 DH412/612

MADE
IN
JP

Operating
temp. range

Room temp. +15~260°C(DF)
Room temp. +15~360°C(DH)

Temp. distribution
accuracy

±1.5°C(at 260°C) (DF) / ±2.5°C (at 360°C) (DH)

Internal
capacity

91L (412 model)
216L (612 model)

Circulates uniformed heated air in a horizontal air flow pattern

Highly reliable and accurate oven with improved visibility and operability of control panel



■ Operation and functions

- Precise temperature stability & uniformity
- Standard equipped with adjustable air speed function and displays of power consumption, CO₂ emission and heat timer
- Enhanced program operation function (maximum 99 steps, 99 patterns, repetitive operation function)
- Improved safety with fan motor error detection
- Exhaust damper allows quick exhaust and cooling of inside chamber
- Equipped with exhaust and cable ports

■ Safety features

- Self-diagnosis circuit (abnormal temp. sensing, heater disconnection, auto overheat prevention, SSR short circuit), overheat protector, earth leakage breaker, key lock, etc.

■ Specifications

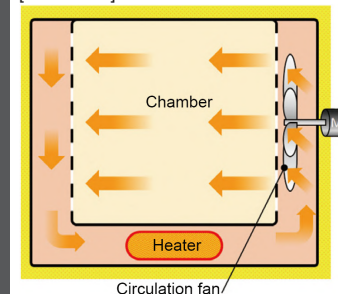
Model	DF412	DF612	DH412	DH612
Circulation method	Forced air circulation and ventilation			
Operating temp. range *1	Room temp.+15°C~260°C		Room temp.+15°C~360°C	
Temp. adjustment accuracy *1	±0.1°C (at 260°C)		±0.2°C (at 360°C)	
Temp. distribution accuracy *1	±1.5°C (at 260°C)		±2.5°C (at 360°C)	
Max temp. reaching time *1	~40 min. (reaches 260°C when setting at 270°C)		~50 min. (reaches 360°C when setting at 370°C)	
Temp. control / setting	PID Z control / Digital setting with ▲/▼ keys			
Temp. display system	Temperature reading display: green 4-digit digital LED / Temperature setting display: orange 5-digit digital LED			
Other indications	LED indicates temperature patterns for heating/stabilizing/cooling			
Timer display range	Fixed value operation for 1 min. to 99 hrs. 59 mins. 24 hr time system: clock operation			
Operation functions	Fixed temperature, auto start, auto stop, program (max. 99 steps or 99 patterns with repeat operation)			
Additional functions	Variable air flow function, power on time and timer accumulation monitor (up to 65535 hrs), calibration offset, power consumption display, total CO2 emissions and heat operation output, power failure recovery mode, setting data backup and recovery			
Sensor	Double K-thermocouple			
Heater / heater control	Stainless pipe heater with fan / Triac with zero-cross control			
Heater capacity	2.1kW	3.0kW	2.7kW	3.75 kW
Blower fan (motor)	Axial flow fan (capacitor motor: 20W)			
Cable port	I.D. 33 mm X 1 pc. (rear)			
Interior / Exterior / Insulation	Stainless steel / Chrome-free electro-galvanized steel sheet metal, chemical-proof baked-on finish / Glass wool			
Door	Single swing (left side)			
Exhaust port	Automatic exhaust damper I.D. 80 mm (rear panel)			
Safety device	Self-diagnostic functions (temp. sensor error, TRIAC short circuit, heater disconnection, SSR short-circuit, fan motor failure, main relay contact damage and overheating), key lock function, door switch (door open, fan motor and heater circuit OFF / door close: fan motor and heater circuit ON), independent overheat prevention (temp. setting range: 0~300°C for DF and 0~400°C for DH)			
Earth leakage breaker	15A	20A	20A	30A
	Leak current/short circuit / Over-current protection, rated current sensitivity 30mA			
Internal dimensions (mm)(WxDxH) *2	450×450×450	600×600×600	450×450×450	600×600×600
External dimensions (mm)(WxDxH) *2	1050×630×850	1,200×780×1000	1050×630×850	1200×780×1000
Internal capacity	91L	216L	91L	216L
Shelf max. load	~30kg / pc			
Shelf support qty. / pitch	9 steps / 45mm	9 steps / 60mm	9 steps / 45mm	9 steps / 60mm
Power source (single phase)	AC 220V 12.5A <i>no plug, round terminal</i>	AC 220V 17.5A <i>no plug, round terminal</i>	AC 220V 15.5A <i>no plug, round terminal</i>	AC220V 17.5A <i>no plug, round terminal</i>
Weight	~112kg	~156kg	~112kg	~156kg
Shelf / bracket	2 pcs. / 4 pcs.	3 pcs. / 6 pcs.	2 pcs. / 4 pcs.	3 pcs / 6 pcs

*1. Performance data above based on rated source voltage, single phase 220V AC ±5%, supplied power, 23°C±5°C (room temperature), 65%RH ±20% humidity, 86kPa atmospheric pressure, exhaust damper closed, and no sample load.

*2. Protrusions excluded.

Method

[Front view]



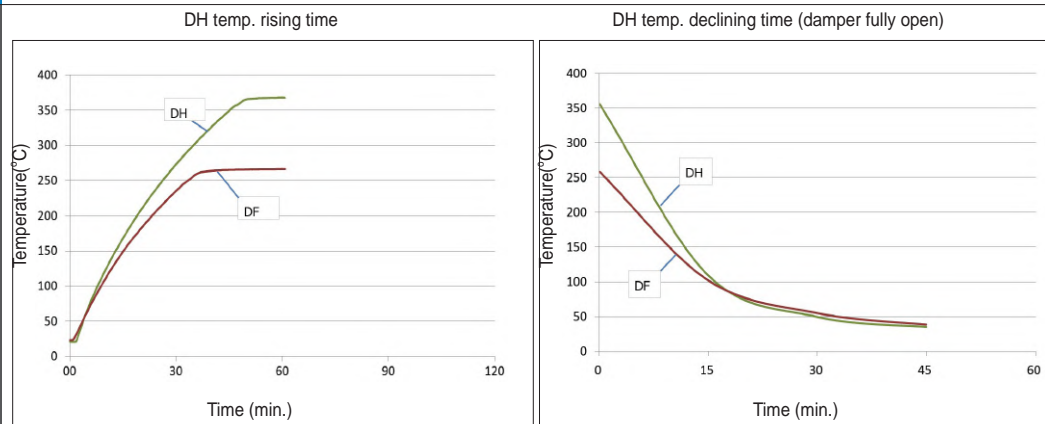
Control Panel



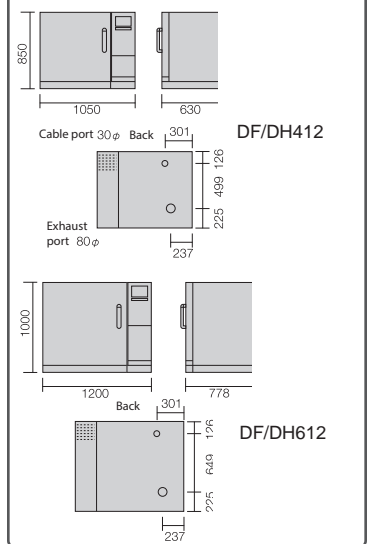
Interior



Performance



Dimensions (Unit:mm)



Optional Items



- (1) Exhaust duct (213704)
 (2) Emergency stop switch (213709)
 (3) Paperless recorder (Built-in) (213707)
 (4) Stand (with casters) (415467)


Description	Product code	Model	Applicable units
Stand			
without caster	415464	OP43	DF/DH412
	415465	OP63	DF/DH612
with caster wheels and caster stopper in front	415466	OP46	DF/DH412
	415467	OP66	DF/DH612
Stacking support	213700	ODF48	All models
Shelf with brackets - Stainless steel wire (loading up to 30kg/shelf)	211063	ODQ10	DF/DH412
	211064	ODQ20	DF/DH612
Shelf with brackets - Stainless steel punching (loading up to 15 kg/shelf)	211098	ODQ30	DF/DH412
	211099	ODQ40	DF/DH612
Shelf with brackets - Stainless steel mesh (loading up to 15 kg/shelf, 30 mm deep / designed to be stacked on std stainless steel wire shelves)	212924	ODT12	DF/DH412
	212925	ODT14	DF/DH612
Sheath sensor (K thermocouple)	212946	ODT48	All models
Silicon stopper (for 1 opening)	212947	ODT52	DF models only
*External communication adapter	211880	OIN90	All models
*External communication terminal (RS485)	213712	ODF72	All models
*Temp. output terminal (4-20mA)	213713	ODF74	All models
*External alarm output terminal	213714	ODF76	All models
*Time-up output terminal	213715	ODF78	All models
*Operation signal output terminal	213716	ODF80	All models
*Event output terminal	213717	ODF82	All models
*Emergency stop switch	213708	ODF64	DF/DH412
*Emergency stop switch	213709	ODF66	DF/DH612
*Auto damper	213706	ODF60	All models
*Paperless recorder (built-in)	213707	ODF62	All models
*Exhaust duct (80mm Ø)	213703	ODF54	DF/DH412
*Exhaust duct (80mm Ø)	213704	ODF56	DF/DH612
*Exhaust port flange	281069	ODF46	All models
*Observation window	213701	ODF50	DF412
*Observation window	213702	ODF52	DF612
*Power cord ~8m.	213710	ODF68	DF/DH412
*Power cord ~8m.	213711	ODF70	DF/DH612
*Cable port			
25mm Ø (for top)	213718	ODF84	All models
50mm Ø (for top)	213719	ODF86	All models
25mm Ø (for rear)	213720	ODF88	All models
50mm Ø (for rear)	213721	ODF90	All models

* Customized from factory. Please specify when ordering main unit.

Shelf / Bracket



Stainless steel punching shelf



Stainless steel wire shelf



Stainless steel mesh shelf
(Placed on top of standard shelves)

Attention

- Never use in flammable or explosive gas atmosphere.
- Never use explosive or flammable material.
- Caution: High temperature components.

New! Fine Oven

High temperature 500°C, with exhaust damper

DH650Z

MADE

IN

JP

Operating temp. range

Room temp. +10°C~500°C

Temp. adjustment accuracy

±0.5°C (at 500°C)

Internal capacity

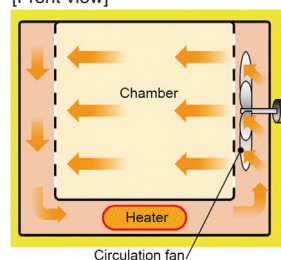
216L



216L
DH650Z

- Maximum working temperature at 500°C
- Allows quick exhaust and cooling with the exhaust damper inside the chamber
- Equipped with a variety of operation functions such as an easy-to-use program operation function, power consumption, power charge display and history storage
- Operation function includes fixed temp., program, quick auto stop, auto stop and auto start operations
- Equipped with a four-fold overheating prevention device (automatic overheating, heater chamber overheating, tank overheating, and temp. fuse) to ensure complete safety

[Front view]



Forced Horizontal Air Circulation

It circulates air evenly throughout the chamber, making it ideal for constant temperature tests that require excellent temperature performance.

Specifications

Model	DH650Z
System	Forced convection circulation (with exhaust damper)
Operating temp. range	Room temp. +10°C~500°C
Temp. adjustment accuracy*1	±0.5°C (at 500°C)
Temp. distribution accuracy*1	±5.0°C (at 500°C)
Max. temp. reaching time*1	~60 min.
Temperature controller	PID Z control
Temperature setting	Digital setting with ▲/▼ keys / digital display
Temperature display	Internal temp. display: Green 4-digit LED digital display (Resolution:1°C) Set temp. display: Orange 5-digit LED display (Resolution:1°C)
Damper control	Manual operation for circulation / ventilation
Sensor	K-thermocouple
Heater control	SSR-controlled
Safety functions	Self-diagnosis function (temperature sensor abnormality, heater disconnection, SSR short circuit, Automatic overheating prevention (controller built-in), fan abnormality), temperature fuse, door switch
Additional functions	Accumulation function for power-on/operation time (up to 65535 hours), Calibration offset function, Monitor display of power consumption, CO2 emissions, heater output operation amount, Power failure recovery mode selection, user setting information storage and retrieval
Heat insulator	Ceramic fiber, rock wool, heat insulation block
Heater	Wire heater: 1.3 kW × 6
Fan motor	20W (capacitor)
Exhaust port	ø80mm (rear)
Number of shelf stages	9 stages
Shelf pitch	60 mm
Withhold load of shelf	30 kg/shelf
Power supply (50/60 Hz)	3 phase AC220V 26A <i>no plug, round terminal</i>
Internal dimensions (W x D x H)	600 x 600 x 600 mm
External dimensions (W x D x H) *2	1350 x 950 x 1300 mm
Internal capacity	216L
Weight	~250kg
Shelf / bracket	3 pcs. / 6 pcs.

*1 Values at rated voltage 3 phase AC220V, room temperature 23°C no load, exhaust damper and cable hole fully closed.

*2 Protrusions excluded.

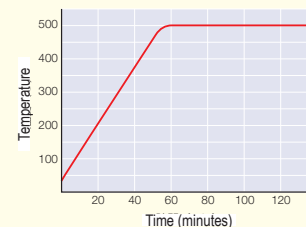
Optional Items

Description	Product code
Shelf and bracket set	211064
Cable port	
25 mm Ø	281508
50 mm Ø	281509

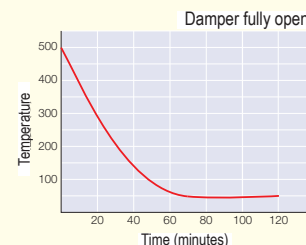


211064
Shelf & bracket set

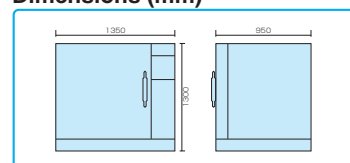
Temperature Rise Curve



Temperature Fall Curve



Dimensions (mm)



Attention

- Never use in flammable or explosive gas atmosphere.
- Never use explosive or flammable material.
- Caution: High temperature components.

Fine Oven

With high accuracy temperature control and exhaust damper



DF832/1032 DH832/1032

Operating temp. range

Room temp. +15°C~200°C(DF)
Room temp. +15°C~300°C(DH)

Temperature slope

15°C(at 200°C) (DF) / 20°C(at 300°C) (DH)

Internal capacity

512L (Model832) / 1000L (Model1032)

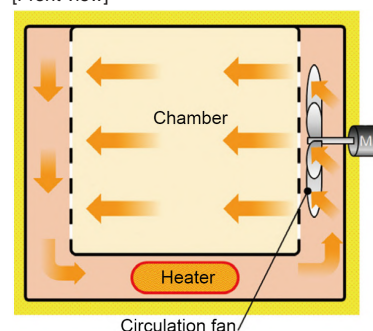
Large fine oven designed to support high throughput



- Allows precision maintenance of large parts at a constant temperature
- Quick exhaust and cooling in the unit with the exhaust damper
- Interactive key entry on the control panel with a green LED digital display for easy settings
- Features power consumption/ CO₂ emissions monitoring
- Increased safety and self diagnostic functions



[Front view]



Specifications

Model	DF832	DF1032	DH832	DH1032
System	Forced air circulation and ventilation			
Operating temp. range	Room temp. +15°C~200°C		Room temp. +15°C~300°C	
Temperature fluctuation	±0.5°C (at 200°C)		±1.0°C (at 300°C)	
Temperature slope	15°C (at 200°C)		20°C (at 300°C)	
Temperature controller	PID Z control			
Temp setting method	Digital setting with ▲/▼ keys			
Timer	0 min~99 hrs 59 min (Resolution: 1 minute or 1 hour)			
Operation function	Fixed temperature operation, Program operation (Maximum 99 steps, up to 99 patterns, repeat operation function) Duration/time select timer operation function (Fixed temperature operation, auto start/auto stop/quick auto stop, program operation auto start)			
Additional functions	Accumulated Power on and Operation Time (up to 65,535 hours); Calendar Time (24 hours); Calibration Offset; Monitor Display of Accumulated Power Consumption, Total CO2 Emission, and Heater operating Output; Power Recovery Mode; User Settings Save and Restore Function; Fan Speed Setting Function			
Sensor	K-thermocouple (double sensor)			
Heater	Stainless steel pipe heater with a fan			
	4.5kW	6.0kW	6.9kW	9.0kW
Fan motor	Stainless steel axial flow fan (capacitor motor: 20W), Two motors used for model1032			
Cable port	I.D. ø30mm (rear)			
Heat insulator	Glass wool		Glass wool + ceramic fiber	
Other additional structure	Exhaust damper (manual operation)			
Safety device	Self-diagnostic functions (temp. sensor error, heater disconnection, SSR short-circuit, automatic overheat prevention), Door switch, Fan Failure Detection, key lock, independent overheat protection, electric leakage breaker with over current protection			
Power supply (50/60 Hz)	3 phase AC220V 13.5A <i>no plug, round terminal</i>	3 phase AC220V 17A <i>no plug, round terminal</i>	3 phase AC220V 20A <i>no plug, round terminal</i>	3 phase AC220V 28A <i>no plug, round terminal</i>
Internal dimensions (W x D x H)	800 x 800 x 800 mm	1000 x 1000 x 1000 mm	800 x 800 x 800 mm	1000 x 1000 x 1000 mm
External dimensions (W x D x H)	1500 x 1015 x 1330 mm	1700 x 1215 x 1530 mm	1500 x 1015 x 1330 mm	1700 x 1215 x 1530 mm
Shelf support qty. / pitch	10 steps / 76mm	10 steps / 98mm	10 steps / 76mm	10 steps / 98mm
Internal capacity	512L	1,000L	512L	1,000L
Weight	~350kg	~450kg	~350kg	~450kg
Included shelf / bracket	3 pcs. / 6 pcs.			

Attention

- Never use in flammable or explosive gas atmosphere.
- Never use explosive or flammable material.
- Caution: High temperature components.

Vacuum Drying Oven

Standard Small Size Benchtop Vacuum Drying Oven



ADP200C/210C/300C/310C

Operating
temp. range

40~240°C

Operating
pressure range

101~0.1kPa

Internal
capacity

10L(ADP200C/210C)
27L(ADP300C/310C)

Standard vacuum drying oven with enhanced safety features

■ Operation and functions

- Easy input of parameters and settings
- Digital PID controller supports fixed temperature, quick auto-stop, auto stop, auto start and program operations
- Self-diagnostic and overheating prevention functions
- Silicon rubber door seal prevents air from leaking
- Independent over heating prevention device for each circuit
- Customizable with N₂ gas inlet and communication ports
- Calibration off-set function
- Easy maintenance

■ Safety features

- Sensor trouble detection, SSR, short circuit detection, heater disconnecting detection, memory error, over heating and measurement temperature error



10L
ADP200C



27L
ADP300C

■ Specifications

Model	ADP200C/210C	ADP300C/310C
System	Vacuum drying by decompressed chamber direct heating	
Operating temperature range	40~240°C	
Operating pressure range	101~0.1kPa (760~1 Torr)	
Temp. control accuracy	±1.5°C (at 240°C)	
Max. temp. reaching time	~70min.	~100min.
Interior Material	Stainless steel	
Temp. control method	PID control by microprocessor	
Sensor	K-thermocouple	
Temp. setting method	Digital setting by ▲/▼ keys	
Temp. display method	Measurement temp.: Digital display by green LED Setting temp.: Digital display by red LED	
Timer	1 min. to 99 Hrs. 59 min. and 100 Hrs. to 999 Hrs. and 50 min., Digital display	
Heater	Mica heater 0.68kW	1.05kW
Heat insulating material	Rock wool	
Observation window	Tempered glass (12 mm thickness) and polycarbonate resin plate	
Vacuum gauge	Bourdon tube type, 0~0.1 MPa (Gauge pressure)	
Safety device	Self diagnostic functions (Heater, Sensor, SSR short circuit, automatic overheat prevention function), over current electric leakage breaker, overheating prevention device	
Internal dimensions	W200 x D250 x H200mm	W300 x D300 x H300mm
External dimensions	W400 x D412 x H603mm	W500 x D465 x H705mm
Internal capacity	10L	27L
Shelf loading	~15kg / pcs	
Shelf rest step number	2 steps	3 steps
Shelf rest pitch	65mm	75mm
Vacuum port	O.D.18mm	
Power source	AC115V 6A with plug AC220V 3.5A no plug, round terminal	AC115V 9.5A with plug AC220V 5A no plug, round terminal
Weight	~30kg	~55kg
Included accessories	Shelf plate (aluminum perforated metal) 2 pcs.	Shelf plate (aluminum perforated metal) 3 pcs.

■ Optional Items

Description	Product code
Shelf	
ADP200C/210C	297071
ADP300C/310C	297072
*N ₂ gas introduction device 30L/min. (factory installed)	Contact Customer Service

* Please specify when ordering main unit.

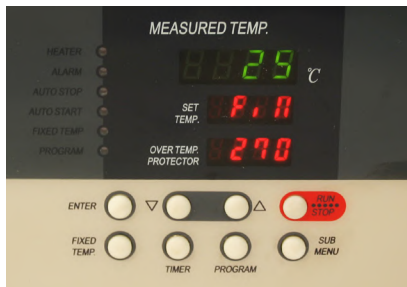
■ Recommended Pumps

Description	Product code
Oil pump	
GLD137CC 115V 162L/min, 5.7CFM with Rubber Hose Kit	GLD137CC115DPRKIT
GLD137CC 220V 162L/min, 5.7CFM with Rubber Hose Kit	GLD137CC220DPRKIT
Dry vacuum pump	
ADP NEODRY15G1 100-240V DRY VACUUM PUMP KIT	NEOADPCKITA

Internal view of ADP

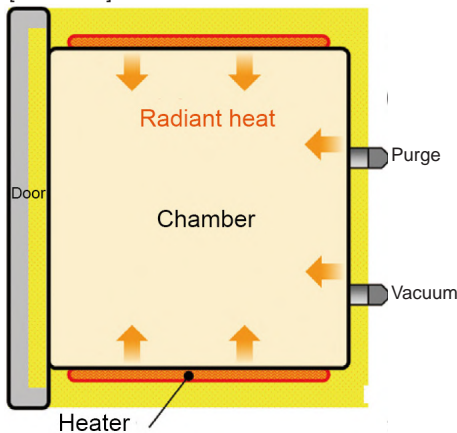


Control Panel



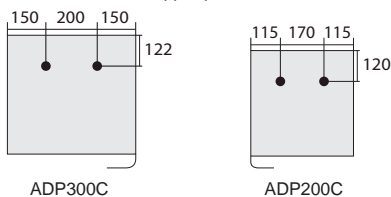
Method

[Side view]



Dimensions (Unit:mm)

Upper part

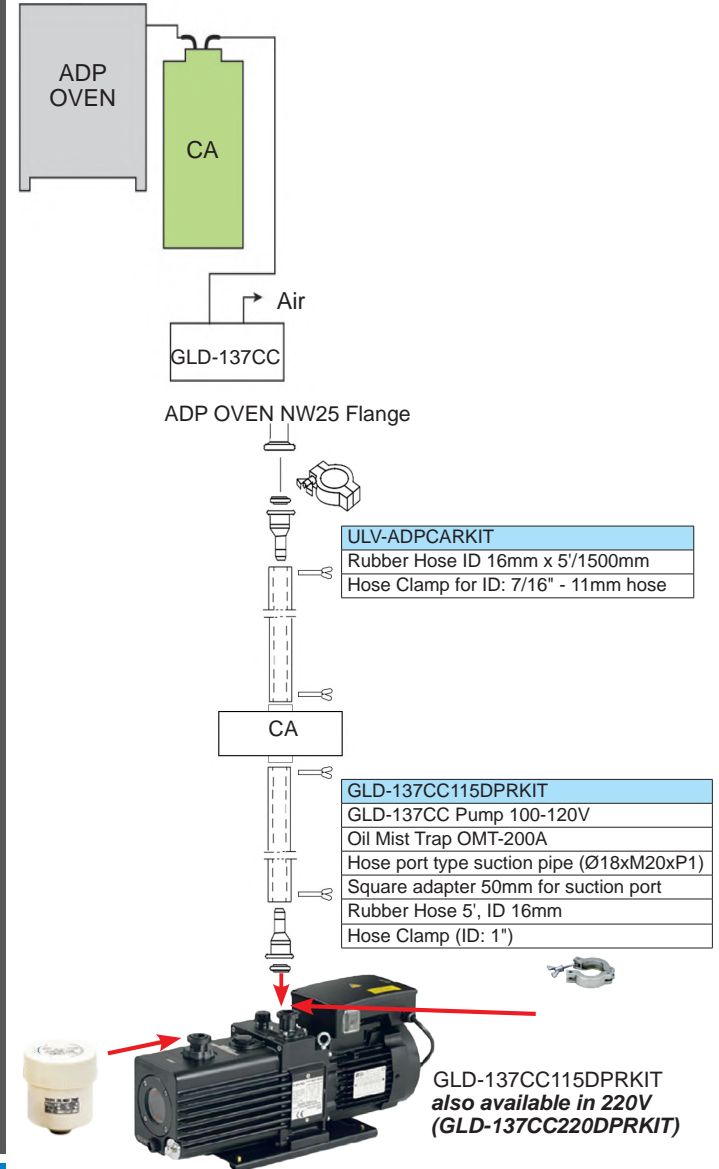


Attention

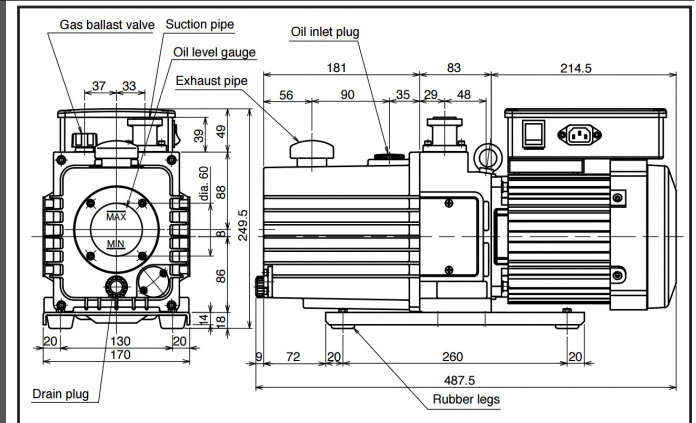
- Never use in flammable or explosive gas atmosphere
- Never use explosive or flammable material
- Caution: High temperature components

Sample Installation with Cold Trap

Use with CA Series




GLD-137CC for ADP Series



Vacuum Drying Oven

Benchtop to Floor Type Vacuum Drying Oven

SDP300/310/400/410/610



Operating temp. range

RT +10~220°C
(SDP300/310/400/410)

RT +15~220°C
(SDP610)

Operating vacuum range

-10 ~ 101 kPa

Capacity

47.2L
(SDP300/310)

127.4L
(SDP400/410)

264L
(SDP610)

Provides exceptional capabilities for fast and gentle drying of heat-sensitive materials

Features

- Digital vacuum gauge shows chamber vacuum level
- Watlow controller that can be programmed to perform multiple ramp and soak profiles
- Doors with positive latch handles with spring-loaded glass to facilitate good vacuum seal
- Tempered glass viewing window allows for safe, continuous monitoring of samples
- Generous usable shelf area
- Achieve impressive vacuum levels
- Built-in overtemperature protection
- Meets TUV safety requirements



47L
SDP300/310



127L
SDP400/410

Specifications

Model	SDP300 SDP310	SDP400 SDP410	SDP610
Operating temperature range	Room temperature +10°C ~220°C		Room temperature +15°C ~220°C
Operating vacuum range	-3.0 ~ -29.9 inHg (-10 ~ 101 kPa)		
Vacuum display range	0.0 ~ -29.9 inHg (5 to -101 kPa)		760 Torr down to 0 mTorr
Controls	EZ-ZONE Watlow		
Access port	KF25		
Temperature uniformity - midrange	± 6.0% of setpoint		
Temperature stability	@ 80°C	± 0.1°C	± 0.2°C
	@ 150°C	± 0.20°C	± 0.2°C
	@ 220°C	± 0.3°C	± 0.3°C
Heat up times (from RT of 20°C for SDP300/400) (from RT of 25°C for SDP610)	@ 80°C	70 mins.	80 mins.
	@ 150°C	120 mins.	130 mins.
	@ 220°C	200 mins.	180 mins.
Cool down times (time to cool down to 50°C)	From 80°C	110 mins.	---
	From 150°C	188 mins.	---
	From 220°C	233 mins.	---
Controller	Digital		
Display resolution	0.1 °C		
Interior material	300 SST		
Exterior material	Painted cold roll steel		
Standard chamber gasket	Silicone		Viton
Internal dimensions	W304 x D508 x H304 mm 12 x 20 x 12 in.	W457 x D610 x H457 mm 18 x 24 x 18 in	W710 x D609 x H609 mm 28 x 24 x 24 in
External dimensions	W528 x D795 x H681 mm 20.8 x 31.3 x 26.8 in	W686 x D895 x H833 mm 27.0 x 35.2 x 32.8 in	W965 x D1189 x H1624 mm 38.1 x 46.8 x 63.9 in
Internal capacity	47.2L	127.4L	264L
Shelf dimensions (WxD)	287 x 483 mm (11.3" x 19")		
Shelf capacity by weight per shelf *1	15.8 kg		34 kg
Maximum total load *2	47.6 kg.		102 kg
Shelf rest step number	3 steps	6 steps	3 steps
Power source 50/60 Hz	AC110 - 120V 10A with plug AC220 - 240 5.5A with plug, Type F	AC110 - 120V 13A with plug AC220 - 240V 7A with plug, Type F	AC230V 20A no plug, round terminal
Weight	~83kg	~144kg	~223kg
Included accessories	3 shelves (2 tall, 1 short bottom), 1 power cord, 4 leveling feet	3 shelves, 12 shelf clips, 1 power cord, 4 leveling feet	3 shelves, 12 shelf clips, 4 leveling feet, oil drain tray

*1 With weight evenly distributed across the shelf

*2 Exceeding this limit risks damaging chamber liner

SDP300/310 (47L)



Front view with open door



Back view with open door

SDP400/410 (127L)



Front view



Back view

⚠ Attention

- Never use in flammable or explosive gas atmosphere
- Never use explosive or flammable material
- Caution: High temperature components

SDP610 (264L)



Front view

Features a fully programmable Watlow controller and a cool touch surface. A digital vacuum gauge shows chamber vacuum level in measurements of Torr and mTorr. The display range is 760 Torr down to 0 mTorr (Maximum permitted end vacuum is 10 mTorr. Leak rate is 30 mTorr in 30 min).

A secondary independent high limit controller provides overtemperature safety protection.



Front view with open door

Equipped with a **VITON** gasket which provides an excellent combination of high temperature performance and chemical resistance.

Optional Items

Description	Applicable Models	Product code
Shelf		
Tall shelf	SDP300/310	SHE-5680588
Short shelf	SDP300/310	SHE-9751342
Shelf	SDP400/410	SHE-5680563
Shelf	SDP610	SHE-5680562
Shelf clip	SDP400/410/610	SHE-1250510
Adjustable leveling feet	All SDP models	SHE-2700506
Door gasket		
Silicone	SDP300/310	SHE-3450707
	SDP400/410	SHE-2450719
Buna-N	SDP300/310	SHE-3450708
	SDP400/410	SHE-3450724
Fluorosilicone	SDP300/310	SHE-3450611
	SDP400/410	SHE-3450612
Viton	SDP300/310	SHE-3450670
	SDP400/410	SHE-3450671
	SDP610	SHE-3450755
Window gasket		
Viton	SDP610	SHE-3450754
Vacuum pump		
GLD137 Oil Vacuum Pump with Rubber Hose Kit 115V	SDP300	GLD137CC115DPRKIT
GLD137 Oil Vacuum Pump with Rubber Hose Kit 220V	SDP310	GLD137CC220DPRKIT
GLD202 Oil Vacuum Pump with Rubber Hose Kit 115V	SDP400	GLD202BB115DPRKIT
GLD202 Oil Vacuum Pump with SUS Hose Kit 115V		GLD202BB115DPSKIT
GLD202 Oil Vacuum Pump with Rubber Hose Kit 220V	SDP410	GLD202BB220DPRKIT
GLD202 Oil Vacuum Pump with SUS Hose Kit 220V	SDP610	GLD202BB220DPSKIT
SDP NEODRY15G2 100-240V Dry Vacuum Pump Kit	All models	NEOSDPKITC

Floor Type Vacuum Drying Oven

Large Capacity Vacuum Drying Oven

DP43C/63C



Operating temp. range

40~200°C

Operating pressure range

101~0.1kPa

Internal capacity

91L (DP43C)
216L (DP63C)

Large capacity multi-purpose vacuum oven



91L
DP43C



216L
DP63C

Operation and functions

- Interactive key input of the control panel for easy operation
- Equipped with high precision functions such as fixed temperature, quick auto stop, auto stop, auto start and program operations for enhanced performance
- Vacuum reaching time significantly reduced by improvement of the exhaust system, resulting in more efficient operation
- Vacuum pump can be stored in the bottom cabinet, which is suitable for space limited laboratories
- Easy removal of piping and maintenance of vacuum pump
- Calibration off-set function

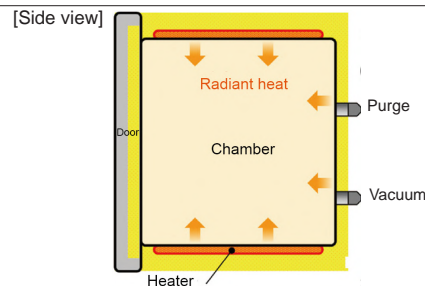
Safety features

- Enhanced safety features: sensor trouble detection, SSR short circuit detection, heater disconnection detector(sensor), memory error, internal communication error, overheating and measurement temperature error
- Large observation window with protective cover for increased safety

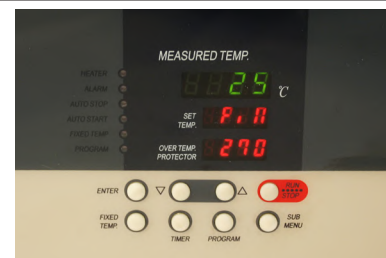
Specifications

Model	DP43C	DP63C
System	Vacuum drying by decompressed chamber direct heating	
Operating temp. range	40°C to 200°C	
Operating pressure range	101 to 0.1 kPa (760 to 1 Torr)	
Temp. control accuracy	±1.0°C (at 200°C)	
Max. temp. reaching time	~80 min.	~120 min.
Interior material	Stainless steel	
Exterior material	Cold rolled steel plate with baked-on melamine resin finish	
Door	Single swing door	
Heat insulating material	Glass wool	
Heater	Mica heater, 2.25 kW	Mica heater, 3.15 kW
Vacuum gauge	Bourdon tube type, 0 ~ -0.1 MPa (Gauge pressure)	
Observation window	Tempered glass and polycarbonate resin plate	
Temp. control method	PID control by microprocessor	
Temp. setting method	Digital setting with ▲/▼ keys	
Temp. display method	Green LED digital display	
Timer	1 min. to 99 Hrs. 59 min. and 100 Hrs. to 999 Hrs. and 50 min.	
Min. division	1 min. or 10 mins.	
Operation function	Fixed temperature operation, Quick auto stop, Auto-start operation, Auto-stop operation, Program operation (16 segments)	
Additional functions	Calendar timer (max. 24 Hrs.), Integration time (max. 49999 Hrs.), Time display	
Heater circuit control	Triac zero-cross control	
Temp. sensor	K-thermocouple (double sensor)	
Safety device	Self diagnostic functions (Sensor, Heater, Triac, Automatic overheating prevention), Independent overheating prevention, Key lock function, Electric leakage breaker	
Internal dimensions (WxDxH)	450x450x450 mm	600x600x600 mm
External dimensions (WxDxH)	670x669x1500 mm	820x819x1650 mm
Internal capacity	91L	216L
Shelf Support Qty. / Pitch	4 steps / 105mm	4 steps / 140mm
Exhaust port / Purge port	NW25 flange / Rc 1/4 (18mm O.D.)	
Power source	220V, single phase, 11A no plug, round terminal	220V, single phase, 15A no plug, round terminal
Weight	~190kg	~290kg
Shelf	2 perforated stainless steel shelves	

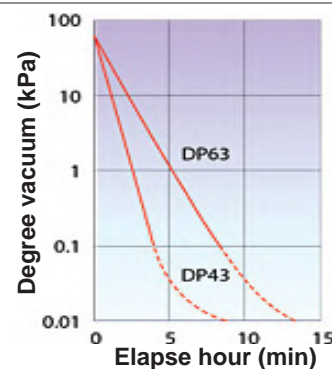
Method



Control Panel



Pressure Falling Curve

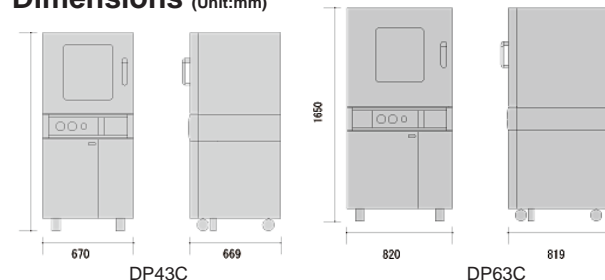


Optional Items

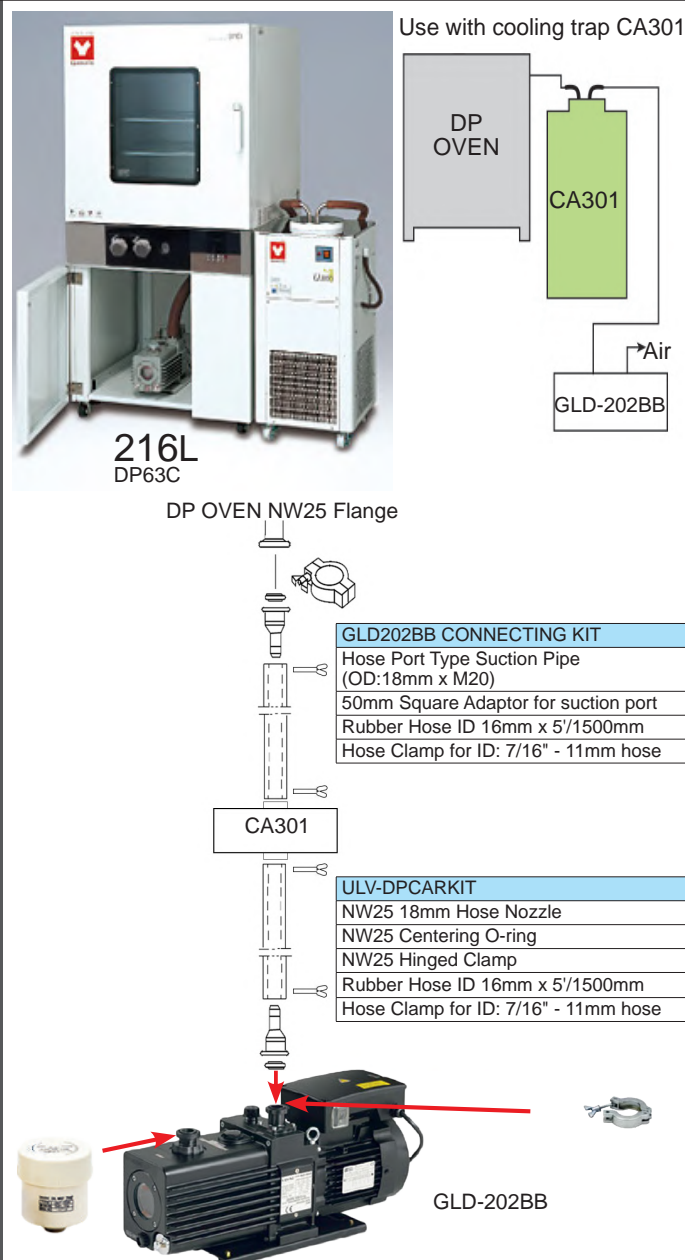
Description	Product Code
DP43C shelf	212192
DP63C shelf	212193
Temperature output terminal	281609
*N ₂ Gas Introduction Device 30L/min. (Factory Installed)	281151
*Vacuum Pump Switch (For DP43C/63C) (Factory Installed)	281152
GLD202BB Oil vacuum pump w/ rubber hose kit 115V	GLD202BB115DPRKIT
GLD202BB Oil vacuum pump with SUS hose kit 115V	GLD202BB115DPSKIT
GLD202BB Oil vacuum pump with rubber hose kit 220V	GLD202BB220DPRKIT
GLD202BB Oil vacuum pump with SUS hose kit 220V	GLD202BB220DPSKIT
NEODRY15G2 100-240V Dry Vacuum Pump Kit	NEODP4363CKITB

* Please specify when ordering main unit.

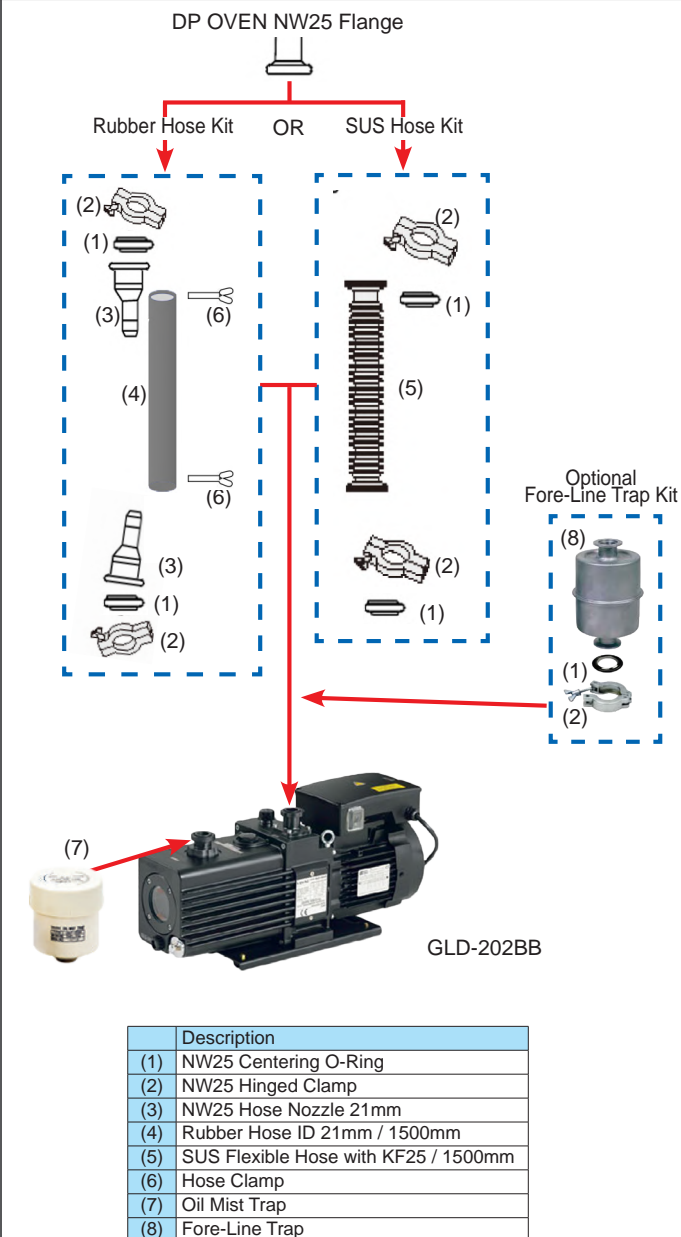
Dimensions (Unit:mm)



Sample Installation with CA301



Rubber Hose or Stainless Steel Hose Connection for Vacuum Pump



Attention

- Never use in flammable or explosive gas atmosphere
- Caution: High temperature components
- Never use explosive or flammable material

Floor Type Vacuum Drying Oven

Large capacity Vacuum Drying Oven

DP83C/104C



Operating temp. range

40~200°C

Operating pressure range

101~0.1kPa

Internal capacity

512L (DP83C)
1000L (DP104C)

Large scale vacuum drying oven designed for treatment of large-sized parts



512L
DP83C

1000L
DP104C

■ Operation and function

- Vacuum pump can be installed inside the oven
- Quick connect / disconnect of vacuum pipes for easy vacuum pump maintenance
- Improved working efficiency as exhaust system is improved to significantly shorten the time to reach vacuum
- Use specialized function menu key and up/down key to set. With program operation function, use submenu key to operate overheat protector, deviation correction, etc.

■ Safety features

- Self-diagnosis circuit (abnormal temperature sensing, heater disconnection, auto overheat prevention, SSR short circuit), overheat protector, ELB to prevent overcurrent, key lock, etc.
- For safety, resin protection panel is installed at the observation window

■ Specifications

Model	DP83C	DP104C
Method	Decompressed chamber direct heating	
Operating temp. range	40~200°C	
Operating vacuum range	101~0.1kPa (760~1Torr)	
Temp. adjustment accuracy	±1.0°C (at 200°C)	
Interior material	Stainless steel plate	
Exterior material	Cold rolled steel plate with chemical proofing coating	
Insulating material	Glass fiber	
Heater power	6.5kW	14.4kW
Observation window	Toughened glass + resin protection panel	
Vacuum gauge	Pointer type, -100~0kPa	
Vacuum pump installation room	Yes	
Temp. control	3 segments PID	
Temp. setting	Use specialized function menu key and ▲/▼ key to set	
Temp. display	Measured temp. display: green 4-digit LED digital display Setting temp. display: red 4-digit LED digital display	
Timer	1min-99 hr 59 min and 100 hr - 999 hr 50 min (with time wait function)	
Operation function	Fixed temp. auto start, auto stop, program operation	
Program mode	Program operation 3 segments 30 steps (30 steps×1, 15 steps×2, 10 steps×3)	
Additional function	Deviation correction, key lock, power outage compensation	
Heater circuit control	SSR driving	
Sensor	K thermocouple (temp. controller and overheat protector)	
Safety device	Self-diagnostic circuit (abnormal temp. sensing, heater disconnection, auto overheat prevention, SSR short circuit), overheat protector, EBL to prevent overcurrent, key lock, etc.	
Internal dimensions (WxDxH)	800×800×800 mm	1000×1000×1000 mm
External dimensions (WxDxH)	1020×1020×1850 mm	1300×1280×2110 mm
Internal capacity	512L	1000L
Air exhaust port	NW40 flange	
Air suction port	Rc 3/8	
Power source (50/60Hz) rated current	AC220V 31.5A (no plug, round terminal)	3 phase AC480V 18A (no plug, round terminal)
Weight	~450kg	~1000kg
Included accessories	Stainless steel punching plates, 2 pcs.	Stainless steel punching plates, 4 pcs.
Optional accessories	Shelf plate, vacuum pump, N ₂ introduction device, recorder, alarm indicator lamp (stand-by/running/malfunction), temp. output terminal (4~20mA), Output terminal for external alarm, time up output terminal	

■ Optional Items

Product Code	Description
Q110204006	DP83C shelf
Q110204007	DP103C shelf

Recommended pump:

Product Code	Description
NEODP83104KITD	NEODRY60E2 Dry vacuum pump kit 200-240V



NOTES

Air-cooled Dry Vacuum Pump

NeoDry Series



NeoDry 15G

■ Features

- **Wide voltage range**
Switchable between 1 phase 100V to 200V automatically
- **Quieter operation**
Typically 45dB (51dB for 36G) at ultimate pressure
- **Temperature optimization**
Optimized temperature with fan control
- **Upgraded water vapor evacuation performance**
Gas ballast enables vacuum of condensable gases and brings a 10% water vapor evacuation performance boost
- **IEC power connector**
IEC connector adopted for convenience
- **Maintenance Cycle**
Approximately once in 6 years when Air / N₂ is used, based on track record of sales

Vacuum pumps come with gas ballast



The gas ballast mechanism prevents condensable gases (such as water vapor and solvent-laden gases) from condensing inside the pump, thereby extending the pump's lifespan.

■ Specifications

Model	NeoDry 15G for ADP, SDP and DP43C/63C
Maximum pumping speed	250 L/min 8.83 CFM
Ultimate pressure (without gas ballast)	1.0 Pa 0.00750062 Torr
Supply voltage (50/60 Hz)	Single Phase, AC100-240V
Gas ballast mechanism	Yes
Max allowable moisture (with gas ballast)	275 g/h
Noise value (inlet closed)	45 dBA
Vibration (inlet closed)	≤ 8 μmp-p
Weight	22 kg 48.5 lbs
Inlet size	NW25
Outlet size	NW25
Power consumption at ultimate pressure	0.34 kW
Overall dimensions L x W x H	385 x 210 x 219 mm

Gas ballast mechanism



The gas ballast mechanism is not installed in the pump upon delivery. Installation instructions can be found in the operational manual provided with the unit.

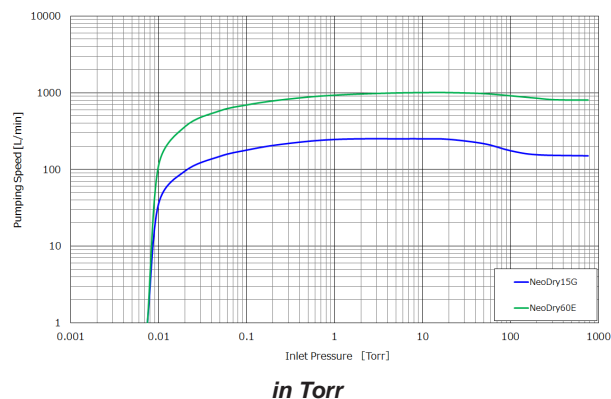
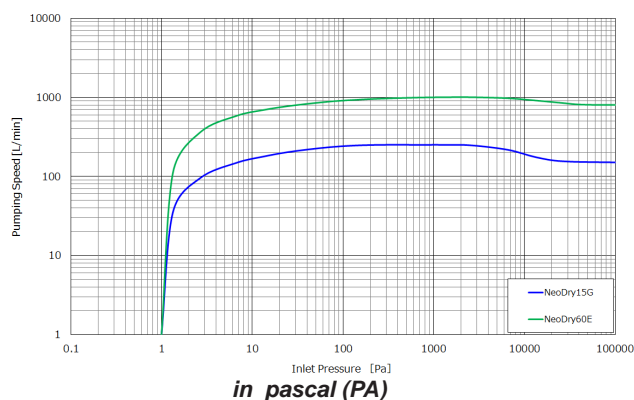


NeoDry 60E2

■ Features

- No tip-seal replacement. No performance deterioration. No particle.
- No oil smoke. No chamber contamination.
- Hassle free to replace rotary / scroll pumps
- Frequency of use does not affect performance by virtue of the inverter.
- Low noise, low vibration
- Maintenance Cycle
Approximately once in 6 years when Air / N₂ is used, based on track record of sales

Pumping Speed Curves



■ Specifications

Model	NeoDry 60E2 for DP83C/104C
Maximum pumping speed	1000 L/min 35.3 CFM
Ultimate pressure (without gas ballast)	≤ 1.0 Pa 7.5 Torr
Supply voltage	Single phase, AC200-240V
Gas ballast mechanism	Yes
Max allowable moisture (with gas ballast)	600 g/h
Noise (inlet closed)	≤ 60 dBA
Vibration (inlet closed)	≤ 8 μmp-p
Weight	56 kg 124 lbs
Inlet size	NW40
Outlet size	NW25
Overall dimensions L x W x H	530 × 315 × 275 mm

■ Recommended dry pump kits for all Yamato vacuum oven models

Assembly No.	Components	Applicable products
NEOADPCKITA	Vacuum pump, silencer, connecting kit (1500 SUS hose, KF25 joint plug, KF25 center ring, KF25 clamp)	ADP200C/210C/300C/310C
NEODP4363CKITB	Vacuum pump, silencer, connecting kit (1500 SUS hose, KF25 center ring, KF25 clamp)	DP43C/63C
NEOSDPKITC	Vacuum pump, silencer, connecting kit (1500 SUS hose, KF25 center ring, KF25 clamp, KF25 open and close handle)	SDP300/310/400/410/610
NEODP83104KITD	Vacuum pump, silencer, connecting kit (KF40 1500 SUS hose, KF40 center ring, KF40 clamp)	DP83C/104C

Oil-Sealed Rotary Vacuum Pump

GLD-137CC/202BB



GLD Series, Direct Drive Oil-Sealed

■ Features

- GLD series features high performance, low vibration and noise and several functions such as gas ballast valve, oil-back-flow prevention mechanism, and large sized oil level gauge. This series equips multi-voltage motor and correspondent to international standard

■ Applications

- Chemical, science experiment, analyzer and laser system
- Backing pumps for electronic microscope
- Semiconductor equipment, sputtering equipment, vacuum evaporation equipment
- Vacuum dryer, freeze dryer
- Db noise level 57 db(A) or less

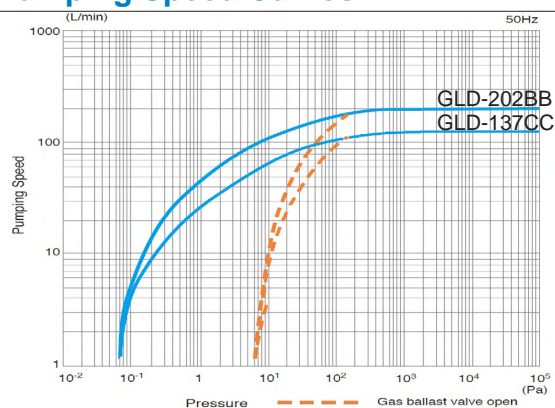
■ Specifications

Model		GLD-137CC for ADP and SDP300/310 Series		GLD-202BB for DP and SDP400/410/610 Series	
	Unit	50Hz	60Hz	50Hz	60Hz
Actual pumping speed	L/min	135	162	200	240
	m³/h	8.1	9.72	12.00	14.40
	CFM	4.77	5.72	7.06	8.47
Ultimate pressure	Pa	G.V. Closed : 0.67 G.V. Open : 6.7		G.V. Closed : 0.67 G.V. Open : 6.7	
	Torr	G.V. Closed : 5.0 × 10 ⁻³ G.V. Open : 0.05		G.V. Closed : 5.0 × 10 ⁻³ G.V. Open : 0.05	
	mbar	G.V. Closed : 6.7 × 10 ⁻³ G.V. Open : 0.07		G.V. Closed : 6.7 × 10 ⁻³ G.V. Open : 0.07	
Motor		Single phase, 400W, 4P, Multiple-range motor Capacitor start & run, 100–120V/200–240V		Single phase, 550W, 4P, Multiple-range motor Capacitor start & run, 100–120V/200–240V	
Full load current	A	6.8 (100-120V) 3.5 (200-240V)	5.8 (100-120V) 2.9 (200-240V)	8.2 (100-120V) 4.1 (200-240V)	7.9 (100-120V) 3.9 (200-240V)
Oil capacity	mL	1000		1100	
Recommended oil		SMR-100		SMR-100	
Weight	kg	27.0		29.0	
Inlet port diameter	mm	KF-25		KF-25	
Ambient temperature	°C	7-40		7-40	
	°F	44.6 – 104		44.6 – 104	
Overall dimensions	mm	170(W) × 488(L) × 250(H)		170(W) × 516(L) × 250(H)	

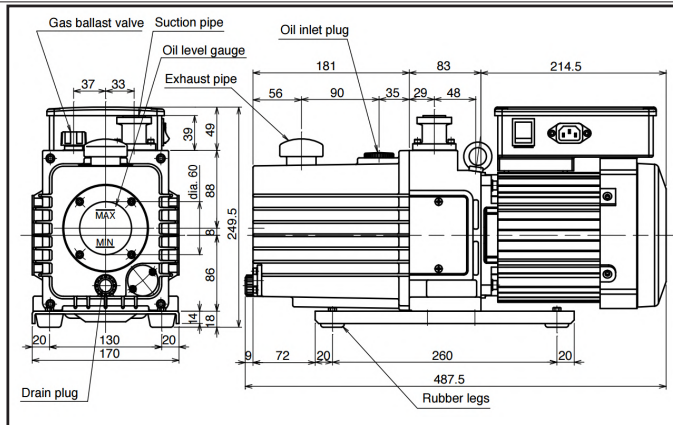
■ Corresponding Voltage and Certificate

Model	Voltage	Applicable Volt	CE Marked	TUV Marked	cTUVus Marked
GLD-137CC	Single phase, 100-120V	Standard	●	●	●
	Single phase, 200-240V	Standard	●	●	●
GLD-202BB	Single phase, 100-120V	Standard	●	●	●
	Single phase, 200-240V	Standard	●	●	●

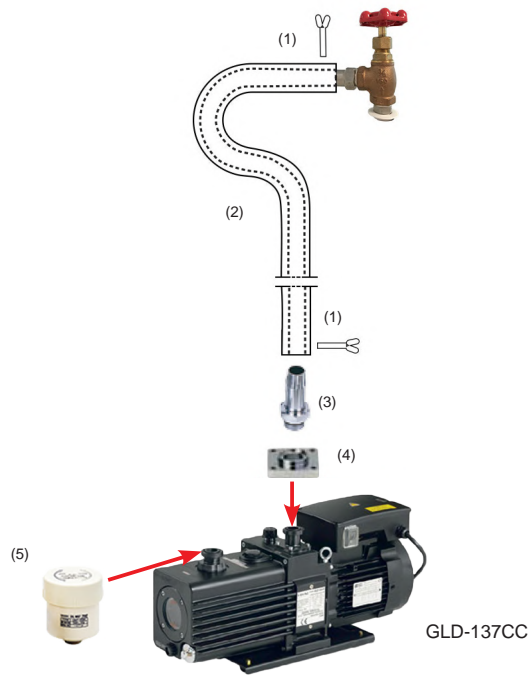
Pumping Speed Curves



GLD-137CC for ADP & SDP Series

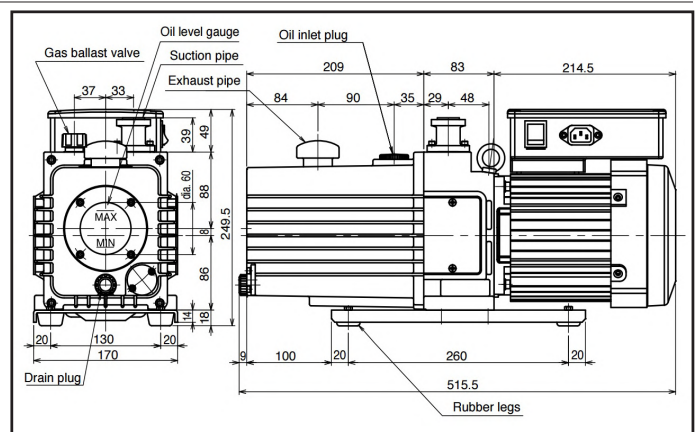


ADP & SDP Series Oven
(Hose Connection)

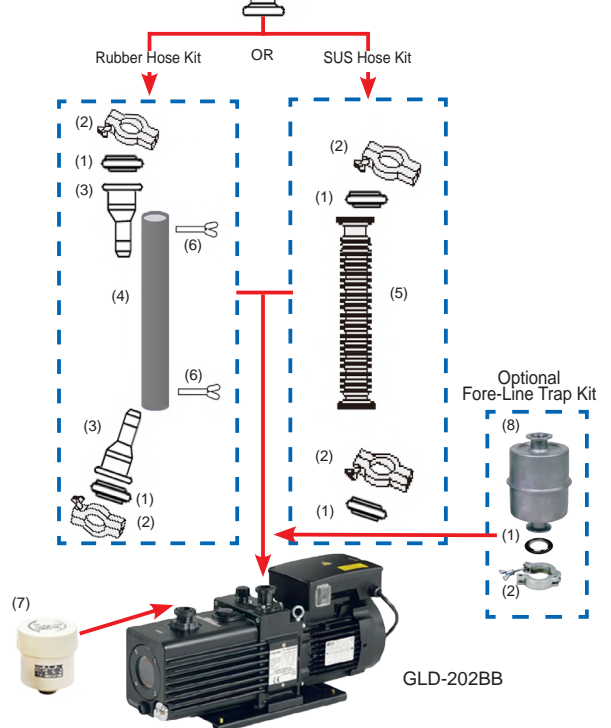


Description
(1) Hose Clamp
(2) Rubber Hose ID: 16mm/1500mm
(3) Hose Port Type Suction Pipe OD: 18mm x M20
(4) 50mm Square Adapter for Suction Port
(5) Oil Mist Trap

GLD-202BB for DP & SDP Series



DP & SDP Series Oven (NW25 Flange Connection)



Description
(1) NW25 Centering O-Ring
(2) NW25 Hinged Clamp
(3) NW25 Hose Nozzle 21mm
(4) Rubber Hose ID 21mm / 1500mm
(5) SUS Flexible Hose KF25 x 1500mm
(6) Hose Clamp
(7) Oil Mist Trap
(8) Fore-Line Trap

Description	Product Code	Applicable products	Components
Rotary Vacuum Pump			
GLD137CC with Rubber Hose Kit 115V	GLD137CC115DPRKIT	ADP200C/210C/300C/310C	Vacuum pump, Oil mist trap, Hose clamp, Rubber hose, Suction pipe, Square adapter
GLD137CC with Rubber Hose Kit 220V	GLD137CC220DPRKIT	SDP300/310	Vacuum pump, Oil mist trap, Hose clamp, Rubber hose, Suction pipe, Square adapter
GLD202BB with Rubber Hose Kit 115V*	GLD202BB115DPRKIT	DP43C/63C	Vacuum pump, Oil mist trap, Centering o-ring, Hinged clamp, Hose nozzle, Rubber hose, Hose clamp
GLD202BB with SUS Hose Kit 115V*	GLD202BB115DPSKIT	SDP400/410/610	Vacuum pump, Oil mist trap, Centering o-ring, Hinged clamp, Hose nozzle, SUS flexible hose, Hose clamp
GLD202BB with Rubber Hose Kit 220V*	GLD202BB220DPRKIT		Vacuum pump, Oil mist trap, Centering o-ring, Hinged clamp, Hose nozzle, Rubber hose, Hose clamp
GLD202BB with SUS Hose Kit 220V*	GLD202BB220DPSKIT		Vacuum pump, Oil mist trap, Centering o-ring, Hinged clamp, Hose nozzle, SUS flexible hose, Hose clamp

* Optional Fore-Line Trap Kit not included in the kit above.

Inert Oven

Suitable for No Oxidation Environment

DN411IE/611IE



Operating temp. range Room temp. +15°C~360°C

Temp. gradient 12°C (at 360°C) (411IE) / 20°C (at 360°C) (611IE)

Internal capacity 95L (DN411IE) 223L (DN611IE)

Suitable for Curing Process in No Oxidation Environment



Inert oven suitable for temperature test and heat treatment in a non-oxidizing environment, by introducing N₂ gas into chamber.

■ Operation and functions

- Heat resistance test and heat treatment of up to 360°C
- Simple operation by interactive key input
- Standard equipped with various operation modes such as program operation and calibration offset function, power failure recovery mode selection, and user configuration information saving
- Repeatable operation function up to maximum 99 steps, 99 patterns controller with repeat function
- N₂ gas flow amount controllable

■ Safety features

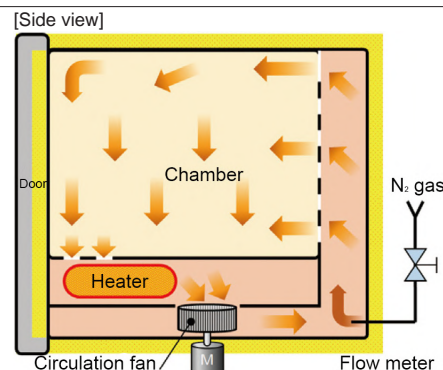
- Enhanced safety countermeasure, including self-diagnostic functions, digital setting independent overheat prevention device and electric leakage breaker
- In case of door opening during operation, fan and heater turn off by door switch

■ Specifications

Model	DN411IE	DN611IE
System	Forced Convection	
Operating temp. range	Room Temp. +15 to 360°C	
Temp. adjustment accuracy	±0.2°C (at 360°C)	
Temp. fluctuation	±0.6°C (at 360°C)	
Temp. uniformity	±3°C (at 360°C)	
Temp. gradient	12°C (at 360°C)	20°C (at 360°C)
Max. temp. reaching time	~60 min.	
Nitrogen substitution time required	~30 min. (ordinary temp with oxygen concentration of 2%)	~70 min. (ordinary temp with oxygen concentration of 2%)
Interior	Stainless steel plate	
Exterior	Cold rolled steel plate with baked melamine resin coating	
Heat insulator	Glass wool + Ceramic fiber	
Heater	SUS Pipe Heater 3.0kW	SUS Pipe Heater 4.0kW
Sensor	K thermocouple for temperature control and independent overload prevention device	
Fan type / Motor	Sirocco Fan / Condenser Type	
Flow meter, Gas carrier	Max. Flow 30L/min, O.D. 9mm Hose Nipple	
Temp. controller	PID Control by Microcomputer	
Temp. display type	Temp. display: Digital display by 4 digit green LED (resolution:1°C) Setting temp. display: Digital display by 5 digit orange LED (resolution:1°C)	
Timer / Timer resolution	1min. ~ 99hrs. 59mins. or 100hrs. ~ 999hrs. / 1min. or 1hr.	
Operation function	Fixed temp. operation, Auto-start, Auto-stop, Quick auto-stop, Program Operation	
Program mode	Repeatable operation function up to max 99 steps or 99 patterns.	
Additional functions	Power on and operation time integrating function (up to 65535 hours), calendar time (24 hours), calibration offset, Monitor display of integrated power consumption, total CO ₂ emissions and heater operating output, power failure recovery mode, save and read out of user settings	
Heater circuit control	Triac with Zero-cross	
Safety device	Self diagnostic functions (Sensor failure, SSR short circuit, Heater line disconnection, Main Relay contact damaged, Automatic overheat prevention), Key lock function, Independent overheating prevention, Electric leakage breaker, Door switch	
Internal Dimensions	W470 x D450 x H450 mm	W620 x D600 x H600 mm
External Dimensions	W640 x D695 x H915 mm	W790 x D845 x H1065 mm
Internal Capacity	95L	223L
Shelf max. load	~30kg / shelf	
Shelf support qty. / Pitch	12pcs. / 30mm	17pcs. / 30mm
Power source	Single phase 220V 13.5A (no plug, round terminal)	Single phase 220V 19A (no plug, round terminal)
Weight	~90kg	~130kg
Included accessories	Stainless wire shelf plate / bracket: 2 pcs. / 4 pcs.	

* N₂ introduction rate 20L/min.

Method



Control Panel



Overheat Prevention Device



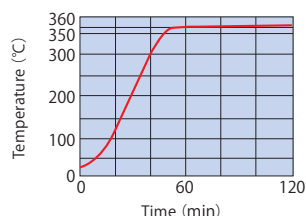
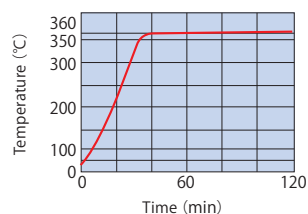
N₂ Gas Entrance Port (ø9mm)



Temp. Rising Curve (AC220V 50Hz Room temp.23°C)

DN411IE

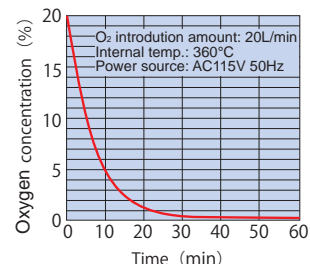
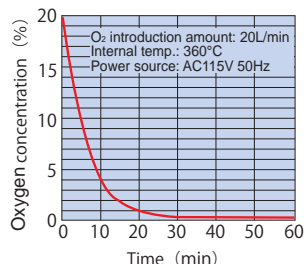
DN611IE



O₂ Gas Substitution Performance Curve

DN411IE

DN611IE

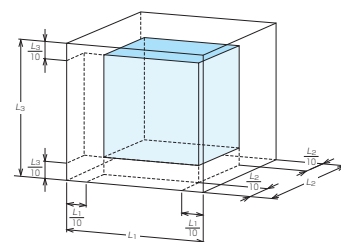


9 Points Distribution Reference Data

	Top right back	Top left back	Top right front	Top left front	Bottom right back	Bottom left back	Bottom right front	Bottom left front	Center
DN411IE	359	358	363	361	359	359	359	356	359
DN611IE	361	357	362	357	359	355	350	350	357

Conditions:

1. Measured by 9 points including 1/10 distance to the the opposite wall and center measuring point according to internal dimensions.
2. Room temperature 23°C, AC220V, 50Hz, Setting at 360°C, Average temp. during stable state.
3. No load, 2 shelf plates installed.



Optional Items

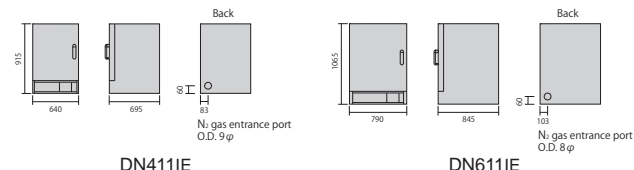
Description	Product code
Stand OH41(for DN411IE)	212477
OH61(for DN611IE)	212478
Shelf (with brackets 2 pcs.)	
Stainless wire (loading up to 30 kg/shelf)	
ODQ10 for DN411IE	211063
ODQ20 for DN611IE	211064
Stainless punching metal shelf (loading up to 15kg/shelf)	
ODQ30 for DN411IE	211098
ODQ40 for DN611IE	211099
*Temperature output terminal ODH18	212976
*External alarm output terminal ODH22	212977
*Time up output terminal ODH24	212978
*Operation signal output terminal ODH26	212979
*Event output terminal ODH28	212980

* Customized from factory. Please specify when ordering main unit.

Interior



Dimensions (Unit:mm)



Attention

- Never use in flammable or explosive gas atmosphere
- Never use explosive or flammable materials
- Caution: High temperature components

Stand (Optional Item)



DN611IE+ Stand (Optional Item)

Clean Oven

Suitable for temperature test in a dust-free environment



DE411/611 DT411/611

Operating temp. range Room temp. +30~260°C (DE)
Room temp. +30~360°C (DT)

Temp. distribution accuracy ±2.5°C (at 260°C) (DE)
±4.0°C (at 360°C) (DT)

Internal capacity 91L (411 model)
216L (611 model)

Operation and functions

- Improved visibility and operability with its V type controller
- Displays power consumption, CO₂ emissions and heater manipulated variables on the control panel
- Adopts anti-fouling casters which prevents wheel contamination during transportation
- Improved visibility of HEPA filter replacement timing by three color indication
- Enhanced safety with its phase-reversal relay detecting incorrect power source at installation
- Lower equipment height compared to previous models (DE/DT411 approximately ~200 mm shorter)
- Larger cable port from φ30mm to φ33mm
- Improved optional accessories and more customization options

Safety features

- Self-diagnostic functions, calibration offset, independent overheat prevention, over current leakage breaker, key lock and auto recovery after power failure


Specifications



Model	DE411		DE611	DT411	DT611
Circulation method	Forced convection				
Operating temperature range	Room Temp +30~260°C			Room Temp +30~360°C	
Temp. control accuracy	±0.3°C at 260°C			±0.3°C at 360°C	
Temp. fluctuation	±0.5°C at 260°C			±0.5°C at 360°C	
Temp. distribution accuracy	±2.5°C at 260°C			±4.0°C at 360°C	
Temp. gradient	±10.0°C at 260°C			±20.0°C at 360°C	
Maximum temp. reaching time	~70 min.			~80 min.	
Clean level	Class100 (when temperature is stable)				
Interior / Exterior material	Stainless steel / Cold rolled steel plate with melamine resin baking finish				
Heat insulating material	Glass wool				
Door	Single side left swing				
Heater	Stainless steel pipe heater				
Fan type	Sirocco fan, Condenser motor 400W				
Differential pressure meter	Analog type (0~300 Pa)				
Cable port / Exhaust port	Inner diameter: 33mmx1 (right side) / Outer diameter 61mm				
Filter	Heat resistant HEPA filter (dust-collection efficiency >99.97% up to 0.3µm particle filtering)				
Caster wheels / adjuster	Free swivel caster wheels without stopper / level adjuster (2 at front)				
Temperature control / setting system	PID V control / Digital setting with ▲/▼ keys				
Temperature display system	Top screen: green 4-digit digital LED (resolution 1°C), Bottom screen: orange 5-digit digital LED (resolution 1°C)				
Other indications	LED indicates temperature patterns for heating/stabilizing/cooling				
Operation functions	Constant temperature operation, Programmed operation (Maximum 99 steps, up to 99 patterns, repeat operation function), Duration/time select operation function (auto start/auto stop/quick auto stop, program operation)				
Additional functions	Variable fan speed, Accumulated on time, operation time function (up to 65,535 hours); calibration offset; accumulated power consumption monitoring, total CO ₂ emission monitoring, heater output monitoring; power recovery; setting data save and restore				
Sensor	K type Thermocouple dual sensor (temperature control and independent overheat prevention device sensors)				
Heater control	Triac with Zero-cross control				
Safety device	Self-diagnostic functions (Detection for Temp. Sensor Failure, Triac Short Circuit, Automatic overheating prevention, Fan motor failure detection, Heater Line Disconnect, Main Relay Contact Damage), Earth leakage breaker, Key Lock Function, Independent overheating prevention device, Phase reversal relay, Door switch				
Earth leakage breaker	15A	15A	15A	20A	
	Current leak /short circuit/surge protection, rated sensitivity 30mA				
Door switch	Door open: fan motor and heater circuit OFF / Door closed: fan motor and heater circuit ON				
Internal dimensions (WxDxH mm)	450x450x450	600x600x600		450x450x450	600x600x600
External dimensions (WxDxH mm)	700x1025x1570	850x1175x1720		700x1025x1570	850x1175x1720
Internal capacity	91L / 3.21 cu. ft.	216L / 7.62 cu.ft.		91L / 3.21 cu.ft.	216L / 7.62 cu.ft.
Weight	~200 kg / ~441 lbs.	~270 kg / ~596 lbs.		~200 kg / ~441 lbs.	~270 kg / ~596 lbs.
Shelf rest / pitch	12 steps / 30mm	17 steps / 30mm		12 steps / 30mm	17 steps / 30mm
Withstand load of shelf	~30 kg / shelf				
Power supply 50/60Hz (V±10%)	220V 3 phase 7A (no plug, round terminal)	220V 3 phase 10A (no plug, round terminal)		220V 3 phase 10A (no plug, round terminal)	220V 3 phase 14A (no plug, round terminal)
Included accessories: shelf plate / bracket	2 pcs. / 4 pcs.	3 pcs. / 6 pcs.		2 pcs. / 4 pcs.	3 pcs. / 6 pcs.

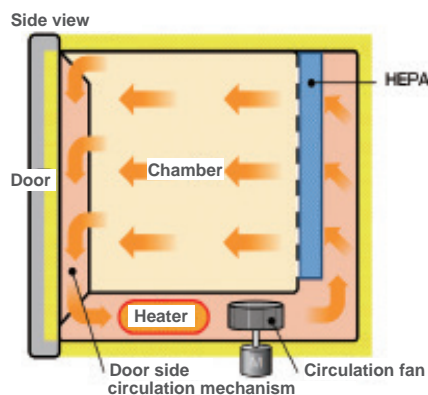
* Conditions: temperature and humidity: 23°C+, 65% RH ±20%, atmospheric pressure 86kPa ~106kPa (no load), exhaust damper and intake closed

Interior

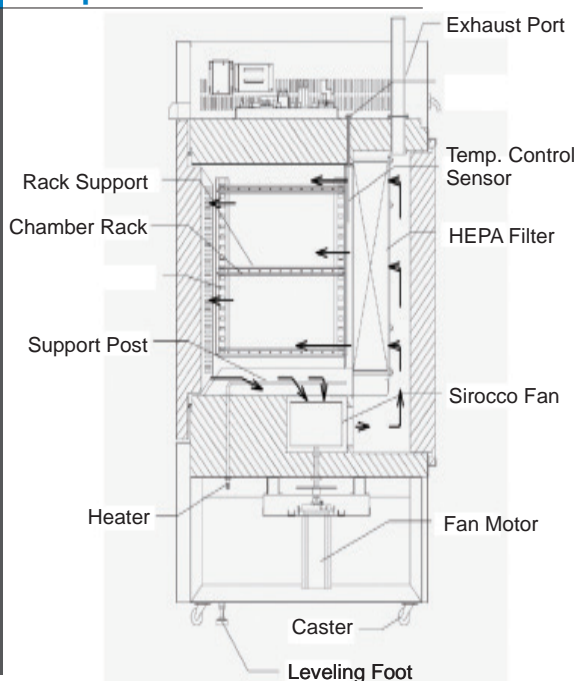


DE411

Method



Components

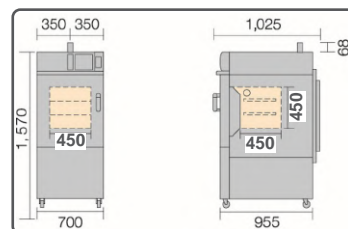


Optional Items

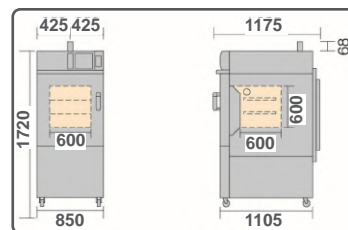
Product code	Model	Description	Suitable models
212686	---	Stainless steel wire shelf and bracket set. Withstand load up to 30 kg/shelf	DE/DT411
212687	---	Stainless steel wire shelf and bracket set. Withstand load up to 30 kg/shelf	DE/DT611
212688	---	Stainless steel punching shelf and bracket set. Withstand load up to 15 kg/shelf	DE/DT411
212689	---	Stainless steel punching shelf and bracket set. Withstand load up to 15 kg/shelf	DE/DT611
212924	ODT12	Basket-type shelf placed on top of standard shelves. Withstand load up to 15kg/shelf	DE/DT411
212925	ODT14	Basket-type shelf placed on top of standard shelves. Withstand load up to 15kg/shelf	DE/DT611
212946	ODT48	Sheath sensor (K thermocouple)	All models
212947	ODT52	Silicon plug (φ2mm opening in center)	DE models
212926 *	ODT16	Duct connection port for clean room application	DE/DT411
212927 *	ODT18	Duct connection port for clean room application	DE/DT611
212928 *	ODT22	Auto damper	DE/DT411
212929 *	ODT24	Auto damper	DE/DT611
212930 *	ODT26	N ₂ gas introduction device (with flowmeter)	DE/DT411
212931 *	ODT28	N ₂ gas introduction device (with flowmeter)	DE/DT611
212935 *	ODT32	Emergency stop switch	DE/DT411
212936 *	ODT34	Emergency stop switch	DE611
212937 *	ODT36	Emergency stop switch	DT611
212938 *	ODT38	Data logger	DE/DT411
212939 *	ODT42	Data logger	DE/DT611
212940	ODT44	Power cord (10m) (substitute power cable for main unit, no plug included)	All models
212954 *	ODT68	High efficiency filter (Class 100) maximum resistance temperature 200°C	DE411
212955 *	ODT70	High efficiency filter (Class 100) maximum resistance temperature 200°C	DE611
212940 *	ODT44	Power cord 10m. No plug included.	All models
212949 *	ODT56	Temperature Output Terminal (4-20mA)	All models
212950 *	ODT58	External Alarm Output Terminal	All models
212951 *	ODT62	Time-up Output Terminal	All models
212952 *	ODT64	Operation Signal Output Terminal	All models
212953 *	ODT66	Event Output Terminal	All models

* Customized from factory. Please specify when ordering main unit.


Dimensions (Unit:mm)



DE/DT411




DE/DT611



Stainless steel wire shelf
212686 / 212687



Stainless steel punching shelf
252688 / 252689



Basket type shelf
212924 / 212925

Attention

- Never use in flammable or explosive gas atmosphere
- Never use explosive or flammable material
- Caution: High temperature components

Clean Oven

Large capacity, forced convection clean oven

DES830/DTS830



Operating temp. range RT+30°~260°C (DES830)
RT+30°~360°C (DTS830)

Temp. distribution accuracy

±2.0°C at 260°C
DES830

±5.0°C at 360°C
DTS830

Internal capacity

327L
DES830 / DTS830

Space saving, large volume, Class 100 clean oven



- Improved visibility and operability of control panel
- Stable cleanliness through forced circulation with rear exhaust
- Displays power consumption, CO₂ emissions and heater manipulated variables on the control panel
- Incorporates a maximum of 99 steps, 99 patterns program controller with repeat function
- Offers several options such as recorder, manual/auto damper, N₂ gas introducer with flow meter and emergency switch
- DES830 convertible to high performance filter type maintaining Class 100 at stable and fluctuating temperature up to a maximum of 200°C

Specifications

Model	DES830	DTS830
Circulation method	Forced convection	
Operating temperature range	Room temperature +30 to 260°C	
Temp. control accuracy	±0.5°C at 260°C	Room temperature +30 to 360°C ±0.5°C at 360°C
Temp. fluctuation	±0.5°C at 260°C	±0.5°C at 360°C
Temp. distribution accuracy	±2.0°C at 260°C	±5.0°C at 360°C
Temp. gradient	±6.0°C at 260°C	±10.0°C at 360°C
Maximum temp. reaching time	~70 min.	~80 min.
Clean level	Class100 (when temperature is stable)	
Interior material	Stainless steel	
Exterior material	Cold rolled steel plate with melamine resin baking finish	
Heat insulating material	Glass wool	
Heater	6.0kW (stainless steel pipe heater)	9.0kW (stainless steel pipe heater)
Fan type	Scirocco fan, condenser type motor 200W x 2	
Differential pressure meter	Analog type (0 ~ 300Pa)	
Cable port	Inner diameter: 33mmx1 (right side)	
Filter	Heat resistant HEPA filter (dust-collection efficiency >99.97% with a 0.3µm particle)	
Caster wheels / adjuster	Free swivel caster wheels without stopper / level adjuster (2 at front)	
Temperature control / setting system	PID V control / Digital setting with ▲/▼ keys	
Temperature display system	Top screen: green 4-digit digital LED (resolution 1°C), Bottom screen: orange 5-digit digital LED (resolution 1°C)	
Other indications	LED indicates temperature patterns for heating/stabilizing/cooling	
Operation functions	Fixed temperature operation, Program operation (maximum 99 steps up to 99 patterns, with repeat operation function), Timer or clock operation function (Fixed temperature operation w/ auto start/auto stop/quick auto stop, program operation auto start)	
Additional functions	Power-on Time and Operation Time Accumulation Monitor (up to 65,535 hours); Calibration Offset; Monitoring Display for Accumulated Power Consumption, Total CO ₂ Emissions, and Heater Operation Output; Power Recovery Mode; Setting Data Backup and Recovery	
Sensor	K type thermocouple double sensor (for temperature control and independent overheat prevention device)	
Heater control	Triac with zero-cross control	
Safety device	Self-diagnostic functions (Detection for Temp. Sensor Failure, Triac Short Circuit, Automatic overheating prevention, Heater Line Disconnect, Main Relay Contact Damage), Earth leakage breaker, Fan Motor Failure, Key Lock Function, Independent overheating prevention device	
Earth leakage breaker	30A	40A
Door switch	Leak Current/Short Circuit/Over-current Protection, Rated Current Sensitivity 30mA	
Door switch	Door open: fan motor and heater circuit off, Door close: fan motor and heater circuit on	
Internal dimensions (WxDxH)*2	620x480x1100 mm	
External dimensions (WxDxH)*2	850x1080x1955 mm	
Internal capacity	327L	
Weight	~335 kg	
Number of shelf bracket step / pitch	35 steps / 30mm	
Withstand load of shelf	~30 kg / shelf	
Power supply 50/60Hz (V±10%)	AC220V, three phase, 16A (no plug, round terminal)	AC220V, three phase, 24A (no plug, round terminal)
Included accessories: shelf plate / bracket	3 pcs. / 6 pcs.	

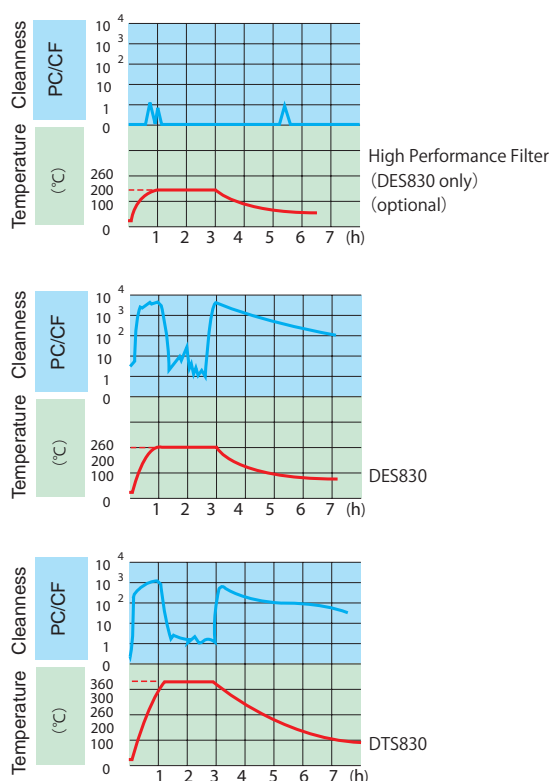
*1 Conditions: temperature and humidity: 23°C+, 65% RH ±20%, atmospheric pressure 86kPa ~106kPa (no load)

*2 Protrusions excluded

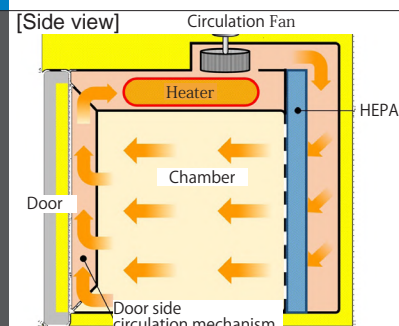
Interior



Performance Curve



Method



Cable Port (φ33mm×1 right side)



Paperless Recorder




YHR150

Optional Items

Product Code	Model	Description	Suitable models
212678	---	Stainless steel wire shelf and bracket set. Withstand load up to 30 kg/shelf	DES830/DTS830
212679	ODE50	Stainless steel punching shelf and bracket set. Withstand load up to 15 kg/shelf	DES830/DTS830
212919	ODE12	Basket-type shelf placed on top of standard shelves. Withstand load up to 15kg/shelf	DES830/DTS830
212946	ODT48	Sheath sensor (K thermocouple)	DES830/DTS830
212947	ODT52	Silicon plug (One hole φ 2mm)	DES830
*212956	ODT72	Temperature output terminal (4-20 mA)	DES830/DTS830
*212957	ODT74	External alarm output terminal	DES830/DTS830
*212958	ODT76	Time-up output terminal	DES830/DTS830
*212959	ODT78	Operation signal output terminal	DES830/DTS830
*212960	ODT80	Event output terminal	DES830/DTS830
*212941	ODT82	Emergency stop switch	DES830
*212942	ODT84	Emergency stop switch	DTS830
*212943	ODT86	Recorder 6 pts. (sensors not included)	DES830/DTS830
*212945	ODT88	Power cord 10m.	DES830
*212999	ODT90	Power cord 10m.	DTS830
*212921	ODT92	Manual damper	DES830/DTS830
*212923	ODT94	Automatic damper: 5 steps: 5%-25%-50%-75%-100%	DES830/DTS830
*212932	ODT96	N ₂ gas introduction device (with flowmeter)	DES830/DTS830
*212934	ODT98	Exhaust port for clean room O.D. φ 80mm (duct sold separately)	DES830/DTS830
*212920	ODE14	High efficiency filter (Class 100) maximum temperature 200°C	DES830


* Customized at factory. Please specify when ordering main unit.



Stainless steel wire shelf
212678

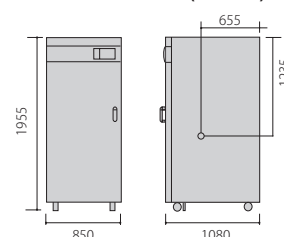


Stainless steel punching shelf
212679



Basket-type shelf
(Placed on top of standard shelves)
212919

Dimensions (Unit:mm)



Attention

- Never use in flammable or explosive gas atmosphere.
- Never use explosive or flammable material.
- Caution: High temperature components.

Stands

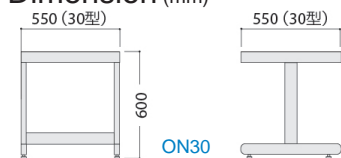
Stands and suitable oven models

Product code	Model	Suitable oven models
211180	ON30	DKL301C/311C, DKM300C/310C, DKN302C/312C, DNF301
281353	OA115	DKN303
281355	OA117	DKV400/410
281356	OA118	DKV600/610
281596	OA194	DX/DVS/DKL/DKM/DKN/DKV/DNE/DNF 400/600 Series, DG400 Series
212348	OT42	DNE401/411, DNF401/411
212349	OT62	DNE601/611, DNF601/611
212477	OH41	DN411IE
212478	OH61	DN611IE
212801	ONS30	DX302C/312C
212802	ONS60	DX402C/412C/602C/612C, DR200/201
415464	OP43	DF411/412, DH411/412 (stand w/o caster)
415465	OP63	DF611/612, DH611/612 (stand w/o caster)
415466	OP46	DF411/412, DH411/412 (with caster & stopper in front)
415467	OP66	DF611/612, DH611/612 (with caster & stopper in front)

211180 (ON30)



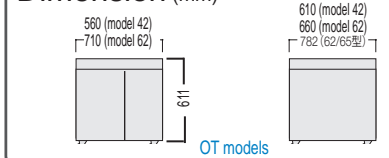
Dimension (mm)



OT42/62



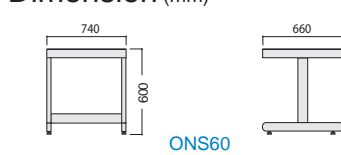
Dimension (mm)



212802 (ONS60)



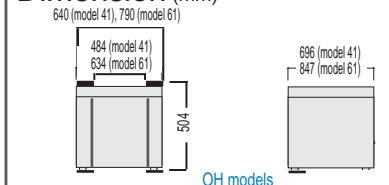
Dimension (mm)



OH41/61



Dimension (mm)



281355 (OA117)



DKV400 oven + 281355 stand

281596 (OA194)

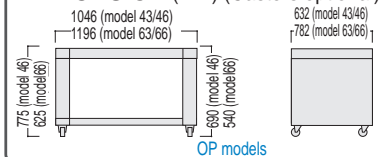


DKV600 Oven + 281596 stand

OP43/63, OP46/66 (casters front side with two stoppers)



Dimension (mm) (Casters optional)




Shelves

■ Stainless steel shelf & bracket and suitable oven models


Product code	Description	Model	Suitable oven models
211063	Shelf and bracket set stainless wire (loading up to 30 kg/shelf)	ODQ10	DF/DH412, DN411IE
211064	Shelf and bracket set stainless wire (loading up to 30 kg/shelf)	ODQ20	DF/DH612, DN611IE, DH650Z
211090	Shelf and bracket set stainless wire		DH650
211098	Shelf and bracket set stainless punch (loading up to 15kg/shelf)	ODQ30	DF/DH412, DN411IE
211099	Shelf and bracket set stainless punch (loading up to 15 kg/shelf)	ODQ40	DF/DH612, DN611IE
211854	Shelf and bracket set		DG800 Series
212068	Shelf and bracket set stainless punch		DKN/DX300/302,DKN303,DNF301, DKM/DY300, DKL301/311
212095	Shelf and bracket set stainless punch		DKN401, DVS401, DX401/402, DN/DK/IC42/43/400/401, DY400/401
212192	Shelf		DP41/43/43C
212193	Shelf		DP61/63/63C
Q110204006	Shelf		DP83C
Q110204007	Shelf		DP103C/104C
212246	Shelf & bracket set stainless punch		400 Series DVS, DG, DKL, DKM, DKN, DKV, DNE, DNF
212266	Shelf & bracket set stainless punch		600 Series DX, DVS, DKL, DKM / 600/800 of DKN, DKV, DNE, DNF
212490	Shelf & bracket set stainless punch		900 Series of DKN, DKV, DNE, DNF
212678	Stainless steel wire shelf and bracket set. Withstand load up to 30 kg/shelf		DES830/DTS830
212679	Stainless steel punching shelf and bracket set. Withstand load up to 15 kg/shelf	ODE50	DES830/DTS830
212686	Stainless steel wire shelf and bracket set. Withstand load up to 30 kg/shelf		DE/DT411
212687	Stainless steel wire shelf and bracket set. Withstand load up to 30 kg/shelf		DE/DT611
212688	Stainless steel punching shelf and bracket set. Withstand load up to 15 kg/shelf		DE/DT411
212689	Stainless steel punching shelf and bracket set. Withstand load up to 15 kg/shelf		DE/DT611
212808	Shelf		DR200/201
212919	Basket-type shelf placed on top of std shelves. Withstand load up to 15kg/shelf	ODE12	DES830/DTS830
212924	Basket-type shelf placed on top of std shelves. Withstand load up to 15kg/shelf	ODT12	DF/DH412, DE/DT411
212925	Basket-type shelf placed on top of std shelves. Withstand load up to 15kg/shelf	ODT14	DF/DH612, DE/DT611
297071	Shelf		ADP21/200C/210C
297072	Shelf		ADP31/300C/310C
SHE-5680588	Tall shelf		SDP300/310
SHE-9751342	Short shelf		SDP300/310
SHE-5680563	Shelf		SDP400/410
SHE-5680562	Shelf		SDP610
YSA0000071	Shelf and bracket set		DF/DH832
YSA0000215	Shelf and bracket set		DF/DH1032




211063 / 211064



211090




211098 / 211099
212688 / 212689 / 212679




212068




212095




212192




212193




212246




212266




212490




212678 / 212686 / 212687




212808



212919 / 212924 / 212925



297071



297072

Stacking Kit

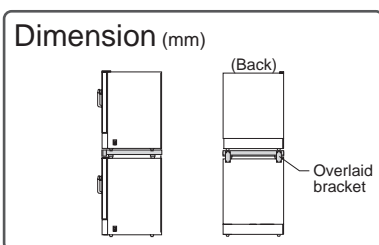
Stacking kit and suitable models

Product code	Model	Suitable oven models
212803	ODK80	DX302C/312C
212804	ODK82	DX402C/412C
212805	ODK84	DX602C/612C
212806	ODN26	400 Series of DNE, DNF (including models suitable for OD40)
212807	ODN28	600 Series of DNE, DNF (including models suitable for OD60)
212822	OD40	400 Series of DVS, DKL, DKM, DKN
212823	OD60	600 Series of DVS, DKL, DKM, DKN
213700	ODF48	DF412/612, DH412/612
281458	ODM44	DNF301
281598	OA196	DKV400/410
281599	OA197	DKV600/610

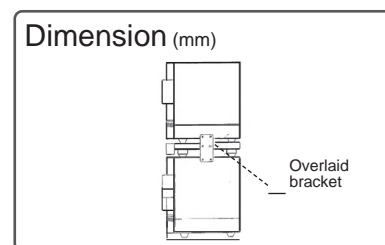
Important Notes:

- The stacking units must belong to the same series (among 400 series or among 600 series)
- Do not stack 400 series on 600 series. If the upper 400 series is not securely fixed, it may easily topple.
- Stacking of old models is forbidden. Lower unit must be new model.

OD/ODN



ODK



DKV600 Oven + 281599

Other Optional Accessories

Note: Listed optional accessories **ARE NOT** applicable to all oven models. Contact Customer Service for more details.

Cable port




Exhaust duct



Part no. R020603001
Butterfly flange
OD 100mm




Part no. R020603007
Double flange to suck in more air
OD 95mm x H 105mm




Exhaust duct for DF and DH
Part no. 213703 for DF / DH412
Part no. 213704 for DF / DH612

N₂ gas inlet device



External output terminal



Seismic isolation rubber (Earthquake counter measure)



Part no. 296902
Material: Urethane elastomer
Max load: ~100 kg (by 4 pcs.)
Size: W50 x D50 x H5mm
1 set: 4pcs.

Pasted at the bottom to prevent unit from falling.
Three layer structure made of urethane elastomer which absorbs 90% impact.

NOTES

[illegible]

SINCE 1889



Yamato Scientific
America

Yamato Plasma Treaters

Contents

Plasma Treaters

PSA110/210/310/410 ----- Page 3

NOTES

Handwriting practice lines consisting of 20 horizontal dashed lines.

Plasma Treater

Atmospheric Plasma Technologies (Cool Plasma)



PSA110/210/310/410

Configuration 1, 2, 3 or 4 heads

Operating temp. range 22°C - 40°C

Working distance 4 -20 mm

Promotes superior adhesion of inks and dyes, coatings, and adhesives

■ Features

● Fast production speed

- Modular design enables production lines to operate at high speeds while lowering operating costs. Line speeds of 80fpm for HDPE pipe treatment - 2x the incumbent plasma technology!
- Integrates seamlessly into automated lines with its robust, industrial design that features no moving parts, delivering consistent, hassle-free performance, shift after shift.

● Multiple head configuration options

- Option for a **one, two, three, or four** head configuration to accommodate manufacturing needs
- Each plasma head is independently controlled via a central control panel and can be switched on and off locally or remotely
- Treats widths up to 25mm and is suited for a variety of surfaces. We can span any width needed.

● Patented cool plasma technology: 40°C operating temperature

- Generates powerful chemical surface reactions that enhances the bond strength between challenging substrates and adhesives, resulting in improved integrity and durability of composites.
- Runs cool with no risk of harmful electric shock. Its low temperature prevents substrate damage.
- Improved operator safety: no arcs, burns or melting

● Robust equipment design

- Less required maintenance than competing systems, delivering consistent and hassle-free performance
- Tested and proven to be reliable in 24/7 commercial settings

● Scalable and customizable to products of varied shapes and widths

- Offers wide-width options and flexibility in design to fit customers' process



PSA Series surface treatment system improves the surface chemistry of difficult materials eliminating the need for heat or chemicals for substrate preparation prior to dyeing, printing, and application of coatings and adhesives.

The cool plasma process increases wettability and adhesion while reducing safety risks, reducing environmental impact and preventing degradation of the substrate material.



■ Specifications

Model	PSA SERIES	
Operating temperature	22°C - 40°C	
Treatment width	38 -152 mm	
Main power	208V, 3p, 60Hz, 20A 220V, 3p, 50Hz, 20A	
Output voltage / power	900 W per head	
Control interface	Manual local control Automatic remote control	
Control panel (WxDxH)	20 x 8 x 20 in	
Head dimensions (WxDxH)	4 x 6.5 x 2 in Each head covers 1.5 square inch of surface area	
Compressed air	60 psi, 30 slpm per head	
Model number / No. of heads	PSA110	1
	PSA210	2
	PSA310	3
	PSA410	4
External dimension (WxDxH)	32 x 20 x 42 in	
Weight (lbs.) Cabinet with casters for easy maneuverability	PSA110	160
	PSA210	195
	PSA310	230
	PSA410	265

Key Existing Markets

The market for plasma surface treatment systems is driven by expanding applications across diverse industries and accelerated technological progress.

Building Materials

Adhesive Bond Strength

Improvement: Building materials include a wide range of products from doors and windows to wallboard. Bond strength between adhesive and the many components of these products can be drastically improved with plasma.

Common materials include fiberglass, polyester, glass, polyethylene, and metal.

Automotive / Assembly

Adhesive Bond Strength:

The automotive and assembly industries have begun incorporating lighter weight plastics and these require plasma activation to improve adhesive bond strength to acceptable levels.

Common materials include polypropylene, polyethylene, and polyester.

Composites

Resin Adhesion:

The composites industry requires excellent adhesion between layered fibers/fabrics and resin.

Common materials benefitting from plasma treatment include fiberglass and carbon as well as specialty materials such as aramids, PEEK, and other plastics

HDPE Pipe

Improved Printability:

HDPE is a very inert material which requires plasma surface treatment to adhere to ink for proper identification, safety labeling.

HDPE pipe is used for ground water, cable, and other underground uses. PE is used in a variety of other industries including medical, packaging, electrical insulation, as well as nets, toys, garbage containers, and other small parts like pens.

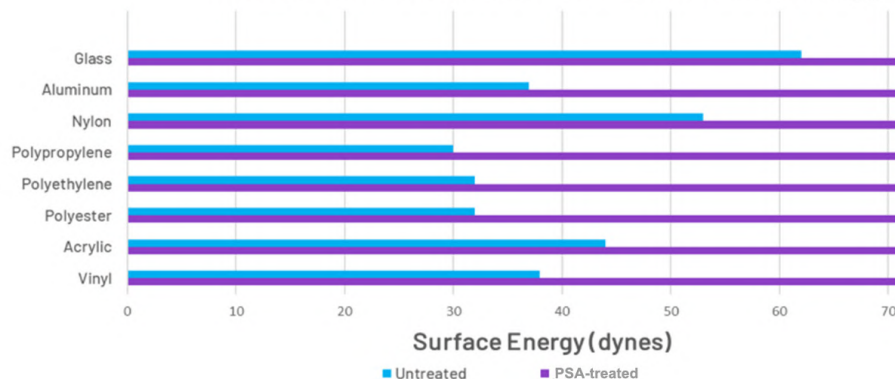
Performance Data

PSA Series plasma technology improves surface chemistry of difficult materials, allowing for better printability, better wetting, improved adhesion of coatings, and stronger bond strength of adhesives and glues.

Improved wettability and printability

Many substrates have low surface energy, meaning they are difficult to wet, resist printing, and do not adhere or bond well to adhesives or coatings. *Treatment with the PSA Series cool plasma solves these problems, increasing surface energy, creating a wettable, printable surface that adheres well to coatings.*

Yamato PSA Increased Surface Energy

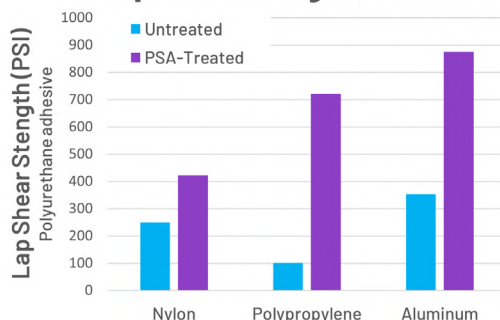


Increased adhesion and strength

In many applications, the increased bond strength allows solvent-based adhesives to be replaced with water-based adhesives, saving money and resulting in a more environmentally-friendly product.

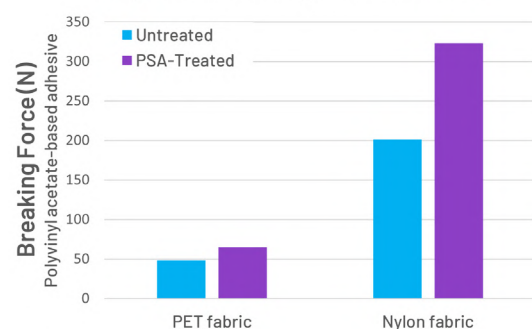
PSA Series

Lap Shear Strength of Plastics



PSA Series

Lap Shear Strength of Fabrics



SINCE 1889



Yamato Scientific
America

Yamato Pulverizer / Tissue Homogenizer

Contents

Multi-beads Shocker	Page 3
----------------------------------	---------------

NOTES

Handwriting practice area with 20 horizontal dashed lines.

Multi-beads Shocker

Rapid Pulverizer (3D Figure-Eight Rotation Movement Technology)

MADE

IN

JP

MBS3200USY(S) / MBS3200USYC(S)

Maximum rotation
speed of motor

3000 rpm

Programs

Can store
up to 20

Timer

0-999 sec

Airborne Noise

less than or equal
to 40 dBA

An advanced pulverizer / tissue homogenizer designed for rapid processing of up to 24 samples simultaneously, including yeast, bacteria, molds, and tough animal and plant tissues. Utilizing the 3D figure-eight motion principle, along with various tubes, rods and beads, it can pulverize samples from diverse fields within seconds.



■ Features

- Different program controls enhance analytical sensitivity and ensure consistent reproducibility
- Multiple samples can be pulverized simultaneously under identical conditions, and individual samples can be pulverized without the need for balancing
- Equipped with a selection of pulverizing temperature conditions such as freezing, low temperature, and room temperature
- Low liquid nitrogen usage during freeze pulverizing (0.2L/sample)
- A variety of materials are available for sample tubes, including resin, titanium, stainless steel, alumina, agate, and tungsten carbide
- Cost-effective disposable plastic containers, available in sizes ranging from 2ml to 100ml, can be used as pulverizing containers, saving both time and expense
- This tabletop model features an exceptionally quiet design, making it suitable for use in laboratories

Programmable controls allow instantaneous freeze, low-temperature, and room-temperature pulverizing, as well as stirring and mixing in a wide range of fields.


PULVERIZATION IN SECONDS!

Human Tooth

BEFORE

AFTER

10
SEC



Room Temperature

Pork Femur

BEFORE

AFTER

10
SEC



Room Temperature

Horse Mane

BEFORE

AFTER

10
SEC



Liquid Nitrogen

Virus Infected Pig Tonsils

BEFORE

AFTER

15
SEC



4°C

■ Specifications

PARAMETERS	MBS3200USY(S)	MBS3200USYC(S) <i>with cooling function</i>
Programmable controller	Back-lighted touch panel. Can store up to 20 programs	
Maximum rotation speed of motor	3000 rpm	
Airborne noise	≤40 dBA (operated at 3000 rpm w/o specimens, measured at 60 cm from machine)	
Ambient temperature	4°C ~ 30°C	
Ambient relative humidity	20% ~ 60%	
Atmospheric pressure	70 ~ 100 kPa	
Continuous timer	0-999 sec or continuous setting	
INTERMITTENT OPERATION		
Timer	ON time 0-999 sec OFF time 0-999 sec cycle 999	SV1 ON time 0-999 sec OFF time 0-999 sec cycle 999 SV2 ON time 0-999 sec OFF time 0-999 sec cycle 999
Dimensions (mm)	422W x 468D x 451H	
Weight (kg)	32	33
Power source	Single phase AC110~115V 50/60Hz 10A (with transformer) Single phase AC200~230V 50/60Hz 5A	
Frequency	50/60Hz ±5%	
Multi-sample holder	2/3 ml x 8, 10/22/50 ml x 4 container holders	
MBS SET	MBS-3200USY(S)A composed of MBS-3200USY(S) and YK-MSH004(S)UY sample holder with accessories	MBS-3200USYC(S)A composed of MBS-3200USYC(S), CF-303Y/313Y Chiller, and YK-SHC2318(S)UY sample holder with accessories

■ Accessories

Dedicated sample tubes

- Tough and reliable tubes for freezing, cooling, and room temp. pulverizing
- Low temperature controlled pulverizing, such as 0°C to 4°C is possible
- Disposable plastic tubes that can be used even under liquid nitrogen conditions
- Optimal pulverizing for each sample volume from 2ml to a maximum of 100ml tubes
- Wide variety of materials (resin, PTFE, alumina, agate, zirconia, silicon nitride, iron, tungsten carbide, stainless steel, titanium, etc.)



Sample holders

- A variety of sample holders available with shapes that match the dedicated sample tube
- Freeze and cooling pulverizing of 24 samples are also possible.
- Large-capacity instantaneous freezing and cooling pulverizing is possible with simultaneous pulverizing of 4 x 50ml and 2 x 100ml disposable containers.
- Wide variety of materials (resin, PTFE, alumina, agate, zirconia, silicon nitride, iron, tungsten carbide, stainless steel, titanium, etc.)




Custom-made products are also available with specific materials

■ Complementary Unit for MBS3200USYC(S)

CF-303Y/313Y Water Circulator

System/	Closed circulation
Circulating water	Tap water Anti-freeze solution (for 10°C or lower)
Temperature setting range	-20°C ~ 30°C (no heating function)
Max. flow rate	~ 10L/min.
Max. head	~ 5.7m
Temperature control accuracy	±1.0 °C (≥ 0°C) ±1.5 °C (< 0°C)
Cooling capacity (liquid temp)	~450W at 10°C ~330W at -10°C
Water bath capacity	~3.9L (Liquid volume 3.5L)
Power source	Single phase AC115V 6.8A with plug (CF-303Y) Single phase AC220V 4A no plug (CF-313Y)
External dimension (WxDxH) mm	205 x 396 x 535 (225 x 434 x 564) (including protrusions)
Weight	~30kg



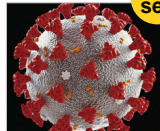
CF-303Y
CF-313Y

TARGET MARKETS

BIO TECHNOLOGY

Instantly crushes everything from yeast to animal and plant tissues and bones in a frozen disposable tube

VIRUS INFECTED ORGAN



Low temperature

15 sec

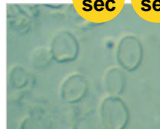
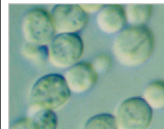
MOUSE FEMUR



Liquid nitrogen

10 sec

YEAST



4°C / Liquid nitrogen

90 sec

10 sec

FRESH PLANT LEAF



Liquid nitrogen

10 sec


Application

- Elucidation of the pathology of COVID-19 and vaccine development
- Regenerative medicine research (stem cell extraction)
- Sample preparation for omics analysis
- DNA identification
- Nucleic acid extraction of pathogenic viruses and microorganisms
- Extraction of active viruses and microorganisms
- Detection of pathogens in seafood
- High-purity RNA extraction from clinical specimens
- Sample preparation for analysis of trace elements in food
- ChIP-Seq analysis
- Plant quarantine
- Freezing and pulverizing of animal tissues, plant tissues, and microorganisms

GEO SCIENCE

Accelerate preparation of precise analytical samples, including rocks and minerals!

PERIDOTITE



Room temperature

30 sec

CHART



Room temperature

20 sec

CORE



Room temperature

45 sec

AGATE



Room temperature

10 sec

Application

- Isotope ratio analysis
- ICP-MS analysis
- X-ray fluorescence analysis
- Zircon separation
- Nanoparticle preparation

ANALYTICAL SCIENCE

From rocks, rubber, and plastics to biological tissue, this greatly reduces sample preparation time and cost

SLATE



Room temperature

10 sec

FILM COATED TABLETS



Liquid nitrogen

30 sec

Application

- X-ray fluorescence analysis
- Preparation of materials for ICP-MS analysis
- Analysis of asbestos-containing building materials
- Soil nutrient analysis (collection of samples under 2mm)
- Creation of nanoparticles from pharmaceutical and industrial dye stuff (cold crushing)
- Analysis of harmful substances contained in resins (formaldehyde, etc.)
- Analysis of RoHS regulations

MATERIAL SCIENCE

Proven track record in accelerating research and development of next generation ceramic and energy materials

GEOCEMENT



Room Temperature

20 sec


CERAMIC



Room temperature

3 min

HARDENED CONCRETE



Room temperature

1 min

Application

- Development of next-generation battery materials
- Reaction development
- Other next generation material development

Sample Holders and Accessories

■ YK-MSH004(S)UY Multi- Sample Holder



for 8 x 2ml/3ml pulverizing tubes, 4 x 22ml/50ml pulverizing tubes

● Operational Accessories included with YK-MSH004(S)UY Sample Holder

Pulverizing tube adapters			Pulverizing media (metal rods)		
Product code	Description		Product code	Description	
YK-ADP03F2UY 1 pc.	50ml pulverizing tube adapter for 3ml and 2ml pulverizing tubes. Inserted into the 50ml tube hole. 3ml tubes fit directly inside, but 2ml tubes need be fitted with a 2ml adapter. One or two samples can be pulverized simultaneously.		YK-MC0218R(S)UY 10 pcs.	metal rod used with 2ml pulverizing tubes	
YK-ADP023(S)UY 8 pcs.	for holding 2ml tubes and is inserted into the 3ml tube holes		YK-MC0316(S)UY 10 pcs.	metal rod used with 3ml pulverizing tubes	
YK-ADP10UY 4 pcs.	for holding 10ml tubes and is inserted into the 50ml tube holes		YK-MC1020RUY 4 pcs.	metal rod used with 10ml pulverizing tubes	
YK-ADP22UY 4 pcs.	for holding 22ml tubes and is inserted into the 50ml tube holes		YK-MC1025RUY 4 pcs.	metal rod used with 10ml pulverizing tubes	
Transparent pulverizing tubes (used w/ liquid nitrogen)			YK-MC2225RUY 4 pcs.	metal rod (short) used with 22ml pulverizing tubes	
Product code	Description		YK-MC2235RUY 4 pcs.	metal rod (long) used with 22ml pulverizing tubes	
YK-ST0220PC(S)UY 100 pcs.	2ml transparent PC tubes used for freeze pulverizing		YK-MC5028RUY 4 pcs.	metal rod (short) used with 50ml pulverizing tubes	
YK-ST0320PCFUY 100 pcs.	3ml transparent PC tubes used for freeze pulverizing		YK-MC5038RUY 4 pcs.	metal rod used (long) with 50ml pulverizing tubes	
YK-ST1010PCUY 10 pcs.	10ml transparent PC tubes used for freeze pulverizing		YK-MC5055RUY 4 pcs.	metal rod used with 22ml and 50ml pulverizing tubes	
YK-ST2210PCUY 10 pcs.	22ml transparent PC tubes used for freeze pulverizing				
YK-ST5010PCRUY 10 pcs.	50ml transparent PC tubes used for freeze pulverizing				



Sample Holders and Accessories

● Included Accessories with YK-MSH004(S)UY Sample Holder






Opaque pulverizing tubes (used w/ liquid nitrogen)

Product code	Description	
YK-ST0220FC(S)UY 100 pcs.	2ml opaque PE pulverizing tubes	
YK-ST0320FCUY 100 pcs.	3ml opaque PE pulverizing tubes	
YK-ST1010CUY 10 pcs.	10ml opaque PE pulverizing tubes	
YK-ST2210CUY 10 pcs.	22ml opaque PE pulverizing tubes	
YK-ST5010CUY 10 pcs.	50ml opaque PE pulverizing tubes	

Magnets

Product code	Description	
YK-MG136UY 1 pc.	small (for removal of metal rod)	
YK-MG2810UY 1 pc.	large (for removal of metal rod)	

Translucent pulverizing tubes used within an approximate temperature range of -10°C ~ 20°C.

Product code	Description	
YK-ST0250F(S)UY 100 pcs.	2ml translucent PP pulverizing tubes	
YK-ST0350FOUY 100 pcs.	3ml translucent PP pulverizing tubes	
YK-ST1010PPUY 10 pcs.	10ml translucent PP pulverizing tubes	
YK-ST2210PPUY 10 pcs.	22ml translucent PP pulverizing tubes	
YK-ST5010PPRUY 10 pcs.	50ml translucent PP pulverizing tubes	

Accessories Multi-beads Shocker


Sample Holders and Accessories

■ YK-SHAL224F(S)UY (2ml x 24) Sample Holder




● Included Accessories with YK-SHAL224F(S)UY Sample Holder


Pulverizing media (metal rod)

Product code	Description	
YK-MC0218R(S)UY 10 pcs.	metal rod used with 2ml pulverizing tubes	


Transparent pulverizing tube (used w/ liquid nitrogen)

Product code	Description	
YK-ST0220PC(S)UY 100 pcs.	2ml transparent PC tubes used for freeze pulverizing	



Opaque pulverizing tube (used with liquid nitrogen)

Product code	Description	
YK-ST0220FC(S)UY 100 pcs.	2ml opaque PE pulverizing tubes	

Translucent pulverizing tube used within an approximate temperature range of -10°C ~ 20°C.

Product code	Description	
YK-ST0250F(S)UY 100 pcs.	2ml translucent PP pulverizing tubes	

Magnets

Product code	Description	
YK-MG136UY 1 pc.	small (for removal of metal rod)	
YK-MG2810UY 1 pc.	large (for removal of metal rod)	


Sample Holders and Accessories

■ YK-SH1002(S)UY (100ml x 2) Sample Holder






● Included Accessories with YK-SH1002(S)UY Sample Holder




Pulverizing media (metal rod)

Product code	Description	
YK-MC100R(S)UY 2 pcs.	metal rod used with 100ml pulverizing tubes	


Transparent pulverizing tubes (used w/ liquid nitrogen)

Product code	Description	
YK-ST10010PCR(S)UY 10 pcs.	100ml PC tubes used for freeze pulverizing with inner caps and fitted silicon O-rings	 
YK-CP10010PCUY 10 pcs.	Outer cap for 100ml PC pulverizing tubes	

Translucent pulverizing tubes used within an approximate temperature range of -10°C ~ 20°C.

Product code	Description	
YK-ST10010PPR(S)UY 10 pcs.	100ml pulverizing PP tube with inner cap	 
YK-CP10010PPUY 10 pcs.	100ml pulverizing PP tube outer cap	

Magnets

Product code	Description	
YK-MG2810UY 1 pc.	large (for removal of metal rod)	

Accessories Multi-beads Shocker


Sample Holders and Accessories

■ YK-SHAL2318(S)UY (2 - 3ml x 18) Sample Holder





● Included Accessories for YK-SHAL2318(S)UY Sample Holder



Pulverizing tube adapter

Product code	Description	
YK-ADP023(S)UY 18 pcs.	For holding 2ml tubes and is inserted into the 3ml sample holder tube holes	



Transparent pulverizing tubes (used w/ liquid nitrogen)

Product code	Description	
YK-ST0220PC(S)UY 100 pcs.	2ml transparent PC tubes used for freeze pulverizing	
YK-ST0320PCFUY 100 pcs.	3ml transparent PC tubes used for freeze pulverizing	



Opaque pulverizing tubes (used w/ liquid nitrogen)

Product code	Description	
YK-ST0220FC(S)UY 100 pcs.	2ml opaque PE pulverizing tubes	
YK-ST0320FCUY 100 pcs.	3ml opaque PE pulverizing tubes	



Pulverizing tubes used within an approximate temperature range of -10°C ~ 20°C.

Product code	Description	
YK-STC0220FSEUY 100 pcs.	2ml pulverizing PP tube with o-ring * can be used with metal rod as well as glass or zirconia beads	
YK-STC0350FOUY 100 pcs.	3ml pulverizing PP tube with o-ring * can be used with metal rod as well as glass or zirconia beads	

Pulverizing media (metal rod)

Product code	Description	
YK-MC0218R(S)UY 18 pcs.	metal rod used with 2ml pulverizing tubes	
YK-MC0316(S)UY 18 pcs.	metal rod used with 3ml pulverizing tubes	

Magnets

Product code	Description	
YK-MG136UY 1 pc.	small (for removal of metal rod)	
YK-MG2810UY 1 pc.	large (for removal of metal rod)	


Sample Holders and Accessories

■ YK-SHC224F(S)UY (2ml x 24) Sample Holder







● Included Accessories with YK-SHC224F(S)UY Sample Holder



Pulverizing media (metal rod)

Product code	Description	
YK-MC0218R(S)UY 10 pcs.	metal rod used with 2ml pulverizing tubes	



Pulverizing media (glass or zirconia beads)

Product code	Description	
YK-YGB01UY 500g	0.1mm glass beads	
YK-YGB05UY 500g	0.5mm glass beads	
YK-YZB01UY 200g	0.1mm zirconia beads	
YK-YZB05UY 200g	0.5mm zirconia beads	

Pulverizing tubes used within an approximate temperature range of -10°C ~ 20°C.

Product code	Description	
YK-STC0250FSUY 100 pcs.	2ml pulverizing PP tube used with pictured sample holder * use with glass or zirconia beads	
YK-STC0220FSE 100 pcs.	2ml pulverizing PP tube with o-ring * use with metal rod and glass or zirconia beads	

Magnets

Product code	Description	
YK-MG136UY 1 pc.	small (for removal of metal rod)	
YK-MG2810UY 1 pc.	large (for removal of metal rod)	

Accessories Multi-beads Shocker


Sample Holders and Accessories

■ YK-SHC2318(S)UY (2-3ml x 18) Sample Holder





● Included Accessories for YK-SHC2318(S)UY Sample Holder





Pulverizing tube adapter

Product code	Description	
YK-ADP023(S)UY 18 pcs.	For holding 2ml tubes and inserted into the 3ml sample holder tube holes	



Pulverizing media (metal rod)

Product code	Description	
YK-MC0218R(S)UY 18 pcs.	metal rod used with 2ml pulverizing tubes	
YK-MC0316(S)UY 18 pcs.	metal rod used with 3ml pulverizing tubes	



Pulverizing media (glass or zirconia beads)

Product code	Description	
YK-YGB01UY 500 mg	0.1mm glass beads	
YK-YGB05UY 500 mg	0.5mm glass beads	
YK-YZB01UY 200 mg	0.1mm zirconia beads	
YK-YZB05UY 200 mg	0.5mm zirconia beads	

Pulverizing tubes used within an approximate temperature range of -10°C ~ 20°C.

Product code	Description	
YK-STC0220FSEUY 100 pcs.	2ml pulverizing PP tube with o-ring * can be used with metal rod as well as glass or zirconia beads	
YK-STC0350FOUY 100 pcs.	3ml pulverizing PP tube with o-ring * can be used with metal cone as well as glass or zirconia beads	

Magnets

Product code	Description	
YK-MG136UY 1 pc.	small (for removal of metal rod)	
YK-MG2810UY 1 pc.	large (for removal of metal rod)	



Yamato Rotary Evaporators

Contents

RE REV 202/212 Series	Page 3
DIG Vacuum Controller (for Latin America)	Page 9
Recommended Vacuum Pump: N820G	Page 11

Rotary Evaporator

Highly efficient standard rotary evaporator with manual lift



RE202-A/212-A (*basic*) REV202M-A/212M-A (*with vacuum controller*)

Evaporating /
receiving flask


100 ml to 2L / 1L (Standard)

Rotation speed
control range

5~315 rpm

Water bath / oil bath
temp. range

RT +10~90°C / RT +10~180°C



Features

● 5 ~ 315 rpm rotation speed range

Turning the encoder dial slowly increases or decreases the value by 1, turning it quickly changes the value by 10.

Selectable rotation mode (forward, reverse, auto reverse)

RPM display brightness can be adjusted in 8 levels.



● Set inversion function

Glassware and bath can be set in either side, left or right, depending on user's dominant hand and installation location.

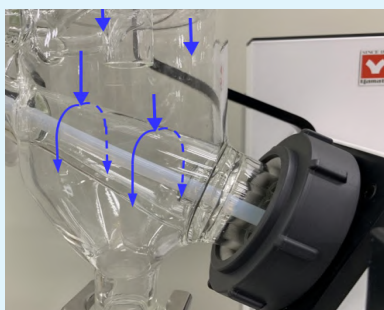
Three units of Glassware B (with vertical condenser) can be installed in a standard fume hood.



● Uniquely designed glass condenser

This prevents liquid stagnation and backflow improving durability of vacuum seal

When using ketone or ether solvents, standard vacuum seal swells. It is recommended to use PTFE vacuum seal.



● Two types of baths

Option for water and oil bath.

Large capacity 5L bath with 240mm I.D. and a full complement of safety functions such as automatic overheat prevention and temp. upper limit difference.



Specifications

Model		MODELS <u>WITHOUT</u> VACUUM CONTROLLER		
		RE202-AWA / 212-AWA (Glassware A)	RE202-BWA / 212-BWA (Glassware B)	RE202-CWA / 212-CWA (Glassware C)
Performance *1	Operating ambient temp. range	5~35°C		
	Speed range	5~315 rpm *3		
	Evaporation capacity	Up to 23 ml/min		
Functions	RPM display	Digital display / Control knob		
	Rotation mode	Forward / Reverse / Auto inversion		
	Spring-loaded jack	Manual balance (maximum height 200 mm, stepless regulation, one-touch lock)		
Configuration	Rotary motor	DC brushless (simple servo)		
	Condenser retention	---	Condenser bracket	
Safety functions	Rotary evaporator	DC motor: Motor overload protection, overvoltage, low voltage, rotation speed sensor error AC adapter: Short circuit in internal circuit, overcurrent protection, overvoltage protection		
Standard	Cooling condenser	Double corrugated tube (cooling surface: 0.143 m²)		
		Suction port: GL-14 (lower), Φ10 nozzle	Suction Port: GL-14 (upper), Φ10 nozzle	
		Cooling port: GL14 (two places in lower part), two Φ10 nozzles		NA
	Compatible evaporation flask	50-2000 ml. Use optional reducer to attach small flasks		
	Compatible receiving flask	100-2000 ml		
	External dimensions *2	W719 × D24 × H534	W529 × D324 × H745	W529 × D324 × H745
	Overall dimensions *2 (including bath) (W x D x H)	744 × 365 × 534	554 × 365 × 745	554 × 365 × 745
	Weight	~10.0 kg		
	Power rating 50/60Hz	RE202: 100-115V 1A with plug RE212: 200-230V single phase 1A no plug, round terminal		
Included accessories		Main unit: AC adapter (1), power cable (1), bath guide (1), rear cover (1), single-sided tape fastener roll (1), double-sided tape fastener roll (1)		
		Glass set: Cooling condenser (type A/B/C)(1), rotary joint (1), evaporation flask (1), receiving flask (1), ball joint clamp (1), flask clip (1), vacuum seal (1), condenser insulation kit (1), condenser bracket (1) (for type B/C), hex wrench (1) (for type B/C)		

Model		MODELS WITH VACUUM CONTROLLER		
		REV202M-AWA / 212M-AWA (Glassware A)	REV202M-BWA / 212M-BWA (Glassware B)	REV202M-CWA / 212M-CWA (Glassware C)
Performance *1	Operating ambient temp. range	5~35°C		
	Speed range	5~315 rpm *3		
	Evaporation capacity	Up to 23 ml/min		
	Pressure setting range	0-1013 hPa		
Functions	RPM display	Digital display / Control knob		
	Rotation mode	Forward / Reverse / Auto inversion		
	Spring-loaded jack	Manual balance (maximum height 200 mm, stepless regulation, one-touch lock)		
Configuration	Vacuum controller	VR102S, installed above jack handle with attachment bracket		
	Vacuum control solenoid valve	OVR10, installed in the rear of stand base		
	Rotary motor	DC brushless (simple servo)		
	Condenser retention	---	Condenser bracket	
Safety functions	Rotary evaporator	DC motor: Motor overload protection, overvoltage, low voltage, rotation speed sensor error AC adapter: Short circuit in internal circuit, overcurrent protection, overvoltage protection		
	Vacuum controller	Communication error, Pressure sensor error, Memory error, Leak error, High pressure error, Auto leak at error occurrence		
Standard	Cooling condenser	Double corrugated tube (cooling surface: 0.143 m²)		
		Suction port: GL-14 (lower), Φ10 nozzle	Suction Port: GL-14 (upper), Φ10 nozzle	Suction Port: GL-14 (upper), Φ10 nozzle
		Cooling port: GL14 (two places in lower part), two φ10 nozzles		NA
	Compatible evaporation flask	50-2000ml. Use optional reducer to attach small flasks		
	Compatible receiving flask	100-2000 ml		
	External dimensions *2	W719 × D24 × H534	W529 × D324 × H745	W529 × D324 × H745
	Overall dimensions *2 (including bath) (W x D x H)	744 × 365 × 534	554 × 365 × 745	554 × 365 × 745
	Weight	~10.5 kg		
Power rating 50/60Hz	REV202M: 100-115V 1A with plug REV212M: 200-230V single phase 1A no plug, round terminal			
Included accessories		Main unit: AC adapter (1), power cable (1), bath guide (1), rear cover (1), single-sided tape fastener roll (1), double-sided tape fastener roll (1)		
		Glass set: Cooling condenser (type A/B/C)(1), rotary joint (1), evaporation flask (1), receiving flask (1), ball joint clamp (1), flask clip (1), vacuum seal (1), condenser insulation kit (1), condenser bracket (1) (for type B/C), hex wrench (1) (for type B/C)		

*1 Performance data above based on 23 ±5 °C room temperature, 65%RH ±20% humidity, and no process load.

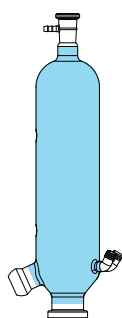
*2 Dimensions excludes protrusions.

*3 Applicable rotation speed range and sample volume depend on the capacity of evaporation flask.

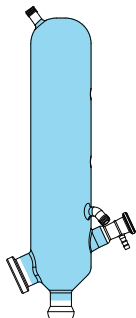
Operational Accessories

Glassware Set

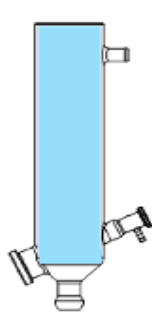
Product code	Set
RG202A	Set A (use with chiller) Traditional glass set where condenser is tilted diagonally
RG202B	Set B (use with chiller) Standard glass set where condenser is set vertically, suitable for limited space
RGB202C	Set C (cold finger) The cold finger glass condenser is set vertically, suitable for distillation of volatile or low boiling point solvents.



Condenser A



Condenser B



Condenser C

Bath Specifications

Product name	Water bath		Oil bath	
Model	BM302-A	BM312-A	BO302-A	BO312-A
Temp. control range *1	RT +10°C~90°C		RT +10°C~180°C	
Temp. control accuracy *1	±1.0°C		±1.5°C (water), ±2°C (oil)	
Safety features	Automatic overheat prevention, independent overheat prevention (fixed temp.), temperature upper limit error, overcurrent protection fuse			
Other features	Calibration offset, overshoot alert, auto resume (selectable), 2A service outlet (for AC100~115V)			
Bath capacity	~5L			
Internal dimensions	Φ240 x H119 mm			
External dimensions *2	Φ262(max depth 286mm) x H240 mm			
Weight	~4.5kg			
Power supply (fuse capacity)	AC100~115V 10~12A (15A)	AC200~230V 5~6A (10A)	AC100~115V 10~12A (15A)	AC200~230V 5~6A (10A)

*1 Performance data above based on 220 VAC ±5% supplied power, 23 ±5 °C ambient, 65%RH. ±20% humidity, and no process load. Temp accuracy measured in JTM K05.

*2 Dimensions excludes protrusions.

Vacuum Controller



- Equipped with a color LCD that allows you to judge the operating status by color. Suppresses bumping with three operation modes that can be selected according to application.
- Evaporator body and vacuum pump work together with one button
- Wireless connection with specified vacuum pumps for control



REV-202M-CWA

Rotary Evaporator Set with Vacuum Controller and Condenser C

Model	VR102S
Setting range of the degree of vacuum*1	0 to 1013 hPa
Measurement range of the degree of vacuum	0 to 1100 hPa
Display	Color LCD (2.3")
Display items	Measurement/setting of vacuum degree, operation time, status
Operation mode	Manual (constant operation), Gradient (gradient decompression, constant operation) Auto (gradient decompression, target pressure automatic setting)
Hold function	Maintains current vacuum degree in the middle of decompression (controlled)
Pressure unit	mmHg/Torr/hPa/kPa/mbar
Automatic functions at end of operation	Auto leak, Auto cleaning
Vacuum control system*2	Based on ON/OFF of vacuum control solenoid valve, or pump rotation speed.
Safety functions	Communication error, pressure sensor error, memory error, leak error, high pressure error, auto leak at error occurrence
External dimension*3	86AW x 113D x 83H
Power supply	24V DC *1 (100-240VAC 1A or less)
Weight	0.5 kg
Included accessories	Vacuum line branch joint (O.D. φ4 x φ2 x 700 mm with PTFE tube)

*1 A separate optional vacuum control solenoid valve is required. With the combination of vacuum pump N820G and vacuum pump control unit G, vacuum control can be performed by pump rotation speed without vacuum control solenoid valve. However, operation mode is limited.

*2 An optional connection cable (multi line of power supply/operation signal) for connecting RE unit is required. When using this unit without connecting to RE units, use optional AC adapter/power cable separately.

*3 Dimensions excludes protrusions.

Optional Accessories

Glassware



Evaporating flask
Size: 24/40

Product code	Capacity
255713	2L
255712	1L*
255711	500ml
255710	300ml
255709	200ml
255708	100ml

Size: 29/38

Product code	Capacity
255706	2L
255705	1L
255704	500ml
255703	300ml
255702	200ml
255701	100ml



Receiving flask
Size 35/20

Product code	Capacity
255719	2L
255718	1L*
255717	500ml
255716	300ml
255715	200ml
255714	100ml

*Standard



Three-way cock

Product code	Description
255363	Used for switching receiving flasks during operation S35/20 male/female. Length 114 mm



Lab jack

Product code	Description
255745	150 x 150 mm Height 75 - 245 mm
255746	200 x 200 mm Height 75 - 245 mm



Rotary joint
RG202A

Product code	Size	Type
255720	29/38 L284mm	Standard
255722	24/40 L286mm	Standard*
255724	29/38 L284mm	Transparent
255726	24/40 L286mm	Transparent

RG202B and RGB202C

Product code	Size	Type
255721	29/38 L208mm	Standard
255723	24/40 L210mm	Standard*
255725	29/38 L208mm	Transparent
255727	24/40 L210mm	Transparent



Product code	Description
255738	Sample feed stopcock



Condenser insulation kit

Product code	Description
RG02AS0000	Condenser A and B only



Rotary joint **different diameter**

Product code	Description
255732	24/40 → 24/40 L105mm
255733	24/40 → 19/38 L103mm
255734	24/40 → 15/25 L90mm
255728	29/38 → 29/38 L106mm
255729	29/38 → 24/40 L108mm
255731	29/38 → 15/25 L105mm
255730	29/38 → 19/38 L105mm




Vacuum nozzle (gray)

Product code	Description
255512	GL14 K10 mm O.D. 2 pcs



Cooling nozzle (black)

Product code	Description
255742	GL14 K10 mm O.D. 2 pcs



Stop cock

Product code	Material
255735	PTFE, 19/38



Stop cock

Product code	Material
255736	Glass, 19/38



Ball trap

Product code	Measurement
LG1910270055	24/40 → 24/40



FKM vacuum seal

Product code	Description
255740	Standard




PTFE vacuum seal

Product code	Description
255741	Recommended for ketone and other solvents

Optional Accessories

■ Water Circulator (Chiller)


CF303Y/CF313Y



Control panel



Filter mounting plate




Circulation hose connection



Discharge and Return Ports



Model	CF303Y / CF313Y	CF802A
Operating temp. range	-20°C~30°C	
Temp. control accuracy	±1.0°C (≥ 0°C) ±1.5°C (< 0°C)	±1.0°C
Cooling capacity	~450W at liquid temp 10°C ~330W at liquid temp -10°C	~1320W (at 10°C) ~700W (at -10°C)
Temp. control	Refrigerator On/Off	
Refrigerator, coolant	Air cooling 450W, R452A	Air cooling, 700W, R410A
External dimension WxDxH (including protrusions)	205 × 396 × 535 mm (225 × 434 × 564 mm)	340 × 370 × 838 mm (340 × 408 × 920 mm)
Water capacity	~3.9L (Liquid volume 3.5L)	~15.5L (liquid volume 14L)
Power source 60Hz	115V 6.8A / 220V 4A	Single phase 115V 15A
Weight	~30kg	~44kg




CF802A

■ Vacuum Pump



Model	255161 (N820G)
Ultimate vacuum (mbar abs.)	
Minimum speed:	
Gas ballast closed	≤ 6
Gas ballast open	≤ 17
Maximum speed:	
Gas ballast closed	≤ 8
Gas ballast open	≤ 15
Flow rate at atm. pressure (l/min)	
Min. speed	9
Max. speed	20
Permissible ambient temperature	+10°C to + 40°C
Diaphragm material	PTFE-coated
Voltage (V)	100-240
Frequency (Hz)	50/60
Max. operating current (A)	0.66
Dimensions LxWxH (mm)	259 x 163 x 220
Weight (kg)	8.8

■ Vacuum Control Solenoid Valve



255762 (OVR10)

- Opens / closes the degree of vacuum
- Works with VR102S Vacuum Controller by wire
- Can be installed onto RT302 solvent recovery unit

Included accessories:

- PTFE tube $\phi 4 \times \phi 2 \times 700$ mm 1 pc
- Solenoid valve cable 1 pc

■ Vacuum Pump Control Unit G



255783 (OVR26)

- Regulates motor speed of vacuum pump to control the degree of vacuum
- Wireless interconnection with VR102S

Included accessories:

- N820G mounting bracket 1 pc.
- Hexagon wrench 1 pc.
- M4 hexagon socket head cap screw 3 pcs.

Compatible pump:

Yamato Scientific N820G

■ Stand



255770 (ORT10)

- Stand for VR102S and vacuum pump
- Power supply to this unit is either RE connection cable or AC adapter
- Includes waste liquid trap bottle (250 ml) 255772 (ORT14)

■ Exhaust Trap Kit



255771 (ORT12)

- Used as a solvent recovery unit by installing onto ORT10 stand.
- Comes with an exhaust trap, 500 ml flask, tray, connection hose on the OUT side, and a set of attachment brackets

■ Solvent Recovery Unit



RT302 (255378)

- Allows efficient solvent recovery by cooling water circulation
- Connected to the exhaust side of a diaphragm vacuum pump
- Combination of stand (255770) and exhaust trap kit (255771)

Optional Accessories

Bath Protection Cover



Product Code	BC102
Material for main body (base & lid)	SUS304
Material for cover	Acrylic
Dimensions	W265 x H365 x D369 mm (including protrusions)
Weight	5 kg
Power source	No power required
Included accessories	Knurled screws x 2, entanglement prevention plate x 1
Compatible models	BM302A/312A, BO302A/312A


- Prevents possible damage from water and oil droplets due to high speed rotation
- Prevents clothing, neck straps, etc. from getting caught during operation



Installed with REV-202MA and BM water bath or BO oil bath



Open bath cover



Closed bath cover

Vacuum Pressure Controller (alternative option)

Specifically built to work in chemically harsh environments to reliably maintain pressures for low temperature distillation

- Fine grained vacuum control
- Simultaneous display of both current vacuum and set point
- Direct one-touch set point setting
- Remote control via USB



Gauge and front display



Rear connectors

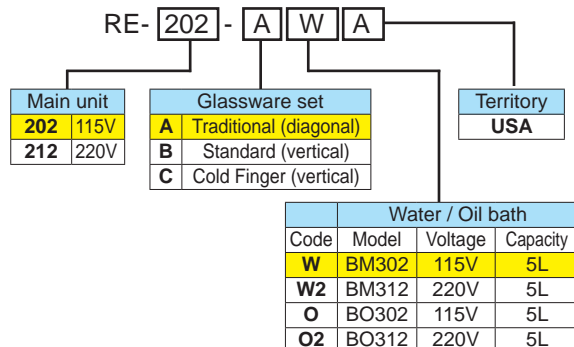
Product Code	DIG-VPCM
Vacuum reference	Absolute
Sensor	SEN-775i-NPT-OEM
Resolution	+/- 0.1 Torr
Units	Torr, mbar
Accuracy	+/- 2.66 mbar; +/- 2 Torr
Range	1 – 1013 mbar; 1-775 Torr
Control band	+/- 2.66 mbar; +/- 2 Torr
Mount	Desktop or laboratory pole mount
Display	0.56 inch white LED for pressure, 0.36 inch blue LED for set point
External dimensions	W4.5" x H3.375" x D6.25"
Power	110V standard receptacle / 220V three pronged
Compliance	CE and RoHS compliant
Wetted materials	316 SS, chemically restant rubber , PTFE
Effective orifice	0.150 in
Connectivity	USB
Vacuum interface	3/8" I.D. hose barbs, 1/4" NPT F
LED heights	.56" / .35"

Set Guide

Set Combination

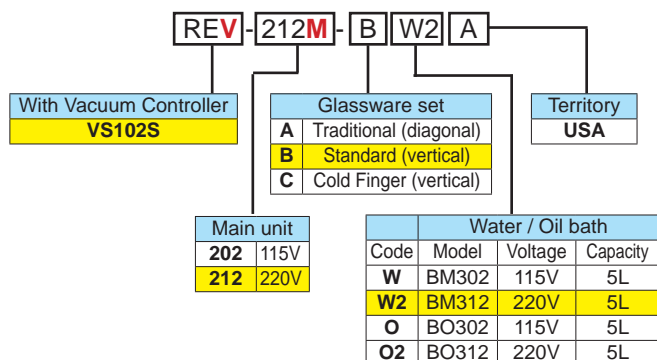
STANDARD SET

MAIN UNIT + BATH + GLASSWARE SET



SET WITH VACUUM CONTROLLER

MAIN UNIT + VACUUM CONTROLLER + BATH + GLASSWARE SET



Basic Set Selection Chart

Model	Glassware			Water Bath		Oil Bath		Vacuum Controller
	A	B	C	BM302	BM312	BO302	BO312	
RE-202-AWA	●			●				
RE-202-BWA		●		●				
RE-202-CWA			●	●				
RE-202-AOA	●					●		
RE-202-BOA		●				●		
RE-202-COA			●			●		
RE-212-AW2A	●				●			
RE-212-BW2A		●			●			
RE-212-CW2A			●		●			
RE-212-AO2A	●						●	
RE-212-BO2A		●					●	
RE-212-CO2A			●				●	
REV-202M-AWA	●			●				●
REV-202M-BWA		●		●				●
REV-202M-CWA			●	●				●
REV-202M-AOA	●					●		●
REV-202M-BOA		●				●		●
REV-202M-COA			●			●		●
REV-212M-AW2A	●				●			●
REV-212M-BW2A		●			●			●
REV-212M-CW2A			●		●			●
REV-212M-AO2A	●						●	●
REV-212M-BO2A		●					●	●
REV-212M-CO2A			●				●	●

Set Variation

SET 1 FOUNDATIONAL SET

Includes a space-saving glassware set B (vertical condenser) and water bath. Also available in glassware set A (diagonal condenser) and glassware set C (cold finger diagonal condenser)



Product code	RE-202-BWA
RE202	Rotary evaporator
RG202B	Glassware set B (vertical condenser)
BM302A	Water bath

SET 2 BASIC SET

Includes a space-saving glassware set B (vertical condenser), water bath and vacuum pump.



Product code	RE-202-BWA-BSC
RE202	Rotary evaporator
RG202B	Glassware set B (vertical condenser)
BM302A	Water bath
N820GKIT	Diaphragm vacuum pump & hose

SET 3 STANDARD SET

Includes glassware set A (diagonal condenser), water circulator (chiller), water bath and vacuum pump.




Product code	RE-202-AWA-STD
RE202	Rotary evaporator
RG202A	Glassware set A (diagonal condenser)
BM302A	Water bath
CF303Y	Water circulator (chiller)
221581	Insulation hose 2 pcs.
N820GKIT	Diaphragm vacuum pump & hose

SET VARIATION

SET 4 COMPLETE SET 1

Similar to Set 3 (glassware set B, water circulator, water bath and vacuum pump) but with the addition of a **vacuum controller** and a **trap bottle**. User friendly and space saving.



Product code	REV-202M-BWA-CMPT
REV202M	Rotary evaporator with vacuum controller
RG202B	Glassware set B (vertical condenser)
BM302A	Water bath
CF303Y	Water circulator (chiller)
221581	Insulation hose 2 pcs.
N820GKIT	Diaphragm vacuum pump & hose
255783	Vacuum pump control unit G (OVR26)
YS22Z0020	Water liquid trap bottle

SET 5 COMPLETE SET 2

Similar to Set 4, this comes with a rotavap with vacuum controller, glassware B, chiller, water bath and vacuum pump. In addition, it considers environment protection and odor measures by improving collection efficiency through a **secondary trap**.



Product code	
REV202M	Rotary evaporator with vacuum controller
RG202B	Glassware set B (vertical condenser)
BM302A	Water bath
255770	Stand (ORT10)
255771	Exhaust trap kit (ORT12)
CF303Y	Water circulator (chiller)
221581	Insulation hose 2 pcs.
281330	Insulation hose (OA094) 1 pc.
N820GKIT	Diaphragm vacuum pump & hose
255783	Vacuum pump control unit G (OVR26)

SET 6 "USE YOUR OWN VACUUM PUMP" SET

A complete set with a rotavap with vacuum controller, space-saving glassware set B (vertical condenser), water circulator (chiller) and water bath, combined with your **existing vacuum pump**. Vacuum pump is manually and continuously operated.



Product code	
REV202M	Rotary evaporator with vacuum controller
RG202B	Glassware set B (vertical condenser)
BM302A	Water bath
CF303Y	Water circulator (chiller)
221581	Insulation hose 2 pcs.

SET 7 DOUBLE PERFORMANCE SET

A combination that connects two complete sets of rotary evaporator (glassware set B, water bath and vacuum pump) with one water circulator (CF802) that can be installed under the laboratory table or fume hood, and a secondary trap.



Product code	Qty	
REV202M	2	Rotary evaporator with vacuum controller
RG202B	2	Glassware set B (vertical condenser)
BM302A	2	Water bath
CF802A	1	Water circulator (chiller)
281478	1	Secondary trap (OCF84)
221581	2 sets	Insulation hose 2 pcs.
N820GKIT	2	Diaphragm vacuum pump & hose
255783	2	Vacuum pump control unit G (OVR26)


Vacuum Controller

Latin America



DIG-VPCM VACUUM CONTROLLER

ROTARY EVAPORATOR BASIC SET A



Product code	RE-202-AWA-BSC
RE202	Rotary evaporator
RG202A	Glassware set A (diagonal condenser)
BM302A	Water bath
DIG-VPCM	Vacuum controller
N820GKIT	Diaphragm vacuum pump & hose

VACUUM CONTROLLER DIG-VPCM

Precise distillation, extraction, and isolation of any vacuum process that involves vapors. Specifically built to work in chemically harsh environments to reliably maintain pressure for low temperature distillation.

- Fine grained vacuum control
- Simultaneous display of both current vacuum and set point
- Direct one-touch set point setting
- Remote control via USB
- UL, CE, CSA and RoHS Certified

Specifications

Product Code	DIG-VPCM
Vacuum reference	Absolute
Sensor	SEN-775i-NPT-OEM
Resolution	+/- 0.1 Torr
Units	Torr, mbar
Accuracy	+/- 2.66 mbar; +/- 2 Torr
Range	1 – 1013 mbar; 1-775 Torr
Control band	+/- 2.66 mbar; +/- 2 Torr
Mount	Desktop or laboratory pole mount
Display	0.56 inch white LED for pressure, 0.36 inch blue LED for set point
External dimensions	W4.5" x H3.375" x D6.25"
Power	110V standard receptacle / 220V three pronged
Compliance	UL, CE, CSA and RoHS compliant
Wetted materials	316 SS, chemically resistant rubber, PTFE
Effective orifice	0.150 in
Connectivity	USB
Vacuum interface	3/8" I.D. hose barbs, 1/4" NPT F
LED heights	.56" / .35"



Gauge and front display



Rear connectors

Sample Application Videos



- Alcohol Distillation
- Acetone Distillation

Alternative Set Guide for LATIN AMERICA USERS

Since REV Series is not available for Latin America countries due to radio frequency law, below are the recommended sets for those requiring vacuum controller.

Set Variation

SET 1 ALTERNATIVE FOUNDATIONAL SET


Includes a space-saving glassware set B (vertical condenser), water bath and vacuum controller. Also available in glassware set A (diagonal condenser) and glassware set C (cold finger diagonal condenser)



Product code	RE-202-BWA
RE202	Rotary evaporator
RG202B	Glassware set B (vertical condenser)
BM302A	Water bath
DIG-VPCM	Vacuum controller

SET 2 ALTERNATIVE BASIC SET

Includes glassware set A (diagonal condenser), water bath, vacuum controller and vacuum pump.



Product code	RE-202-AWA-BSC
RE202	Rotary evaporator
RG202A	Glassware set A (diagonal condenser)
BM302A	Water bath
DIG-VPCM	Vacuum controller
N820GKIT	Diaphragm vacuum pump & hose

SET 3 ALTERNATIVE STANDARD SET

Includes glassware set A (diagonal condenser), water bath, vacuum controller, vacuum pump and water circulator (chiller).



Product code	RE-202-AWA-STD
RE202	Rotary evaporator
RG202A	Glassware set A (diagonal condenser)
BM302A	Water bath
DIG-VPCM	Vacuum controller
CF303Y	Water circulator (chiller)
221581	Insulation hose 2 pcs.
N820GKIT	Diaphragm vacuum pump & hose

SET 4 ALTERNATIVE "USE YOUR OWN VACUUM PUMP" SET

A complete set with a space-saving glassware set B (vertical condenser), water bath, vacuum controller and water circulator (chiller), combined with your existing vacuum pump. Vacuum pump is manually and continuously operated.



Product code	
RE202	Rotary evaporator
RG202B	Glassware set B (vertical condenser)
BM302A	Water bath
DIG-VPCM	Vacuum controller
CF303Y	Water circulator (chiller)
221581	Insulation hose 2 pcs.

Diaphragm Vacuum Pump



255161 (N820G)



Chemically resistant, compact and oil-free diaphragm vacuum pump

■ Features

- Adjustable speed control
- Ideal for extremely aggressive/corrosive gases and vapors
- Clean, 100% oil-free operation

■ Applications

- Rotary evaporator
- Evaporating system
- Vacuum concentrator
- Vacuum filtration
- Vacuum drying systems
- Centrifuge
- Medical / Pharmaceutical equipment
- Analysis / scientific equipment

■ Specifications

Model	255161 (N820G)
Ultimate vacuum (mbar abs.)	
Minimum speed:	
Gas ballast closed	≤ 6
Gas ballast open	≤ 17
Maximum speed:	
Gas ballast closed	≤ 8
Gas ballast open	≤ 15
Flow rate at atm. pressure (l/min)	
Min. speed	9
Max. speed	20
Permissible ambient temperature	+10°C to + 40°C
Diaphragm material	PTFE-coated
Device protection	Overcurrent protection Overtemperature protection (drive) Blocking protection (drive)
Voltage (V)	100-240
Frequency (Hz)	50/60
Max. operating current (A)	0.66
Dimensions LxWxH (mm)	259 x 163 x 220
Weight (kg)	8.8

■ Vacuum Pump Guide

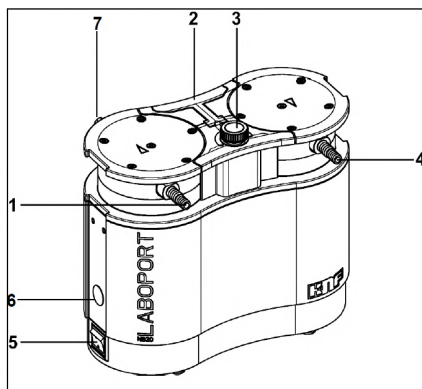
Assembly No.	Components	Applicable products
N820GKIT	N820G Diaphragm Vacuum Pump (255161) Vacuum hose (255297)	All RE Series Rotary Evaporators

■ Pump Materials

Assembly	Material
Pump head	Modified PTFE
Diaphragm	PTFE-coated
Valve	FFPM
Interconnection	PTFE / FFPM
Hose connector	PTFE / FFPM
Gas ballast	PTFE / FFPM

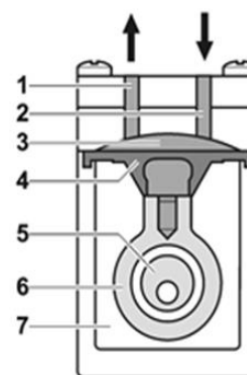
Design

- 1 Pneumatic pump inlet
- 2 Handle
- 3 Rotary / push knob
 - * Switching pump on and off
 - * Adjusting pump speed
- 4 Pneumatic pump outlet
- 5 Power switch
- 6 Signal cable connection port with cap
- 7 Control knob for gas ballast



Function Diaphragm Pump

- 1 Outlet valve
- 2 Inlet valve
- 3 Transfer chamber
- 4 Diaphragm
- 5 Eccentric
- 6 Connection rod
- 7 Pump drive





Yamato Spray Dryers

Contents

Spray Dryer Overview	Page 2
Compact & Economical	
ADL311SA	Page 3
Versatile Mini-spray	
GB210A	Page 5
Versatile Granulation	
GB210B	Page 7
Large Capacity	
DL410	Page 9
Organic Solvent Recovery Unit	
GAS410	Page 11
Organic Solvent Washing Unit	Page 13
GWS410	
Spray Dryer Accessories	Page 14
Spray Dryer Reference Application Data	Page 15

Spray Dryer

Suitable for water soluble samples

Organic Solvent Recovery Unit

Required for organic solvent samples

Economical System

ADL311SA

With GF300 Glassware set



Versatile System

GB210

Without glassware



GF300

For Spray Drying



Selectable Glassware



GF200

For Granulating

GB210A

For Spray Drying



GB210B

For Granulating



GAS410



Organic Solvent Recovery Unit

Large Capacity System

DL410



Spray Dryer

Compact & Economical

ADL311SA



Water evaporation rate Max.1300mL/h

Temp. control range 40~220°C

Sample flow Max. 26mL/min.

Spray nozzle (selectable) Nozzle for liquid Nozzle for gas

Customer benefit Compact Economical

Easily micronize liquid samples with a spray dryer



ADL311SA: For aqueous soluble samples
(When organic solvent is used, a GAS410 organic solvent recovery unit is required.)

- Easy setup, easy operation
- Suitable for heat sensitive samples. High heat is not directly applied to dry, fine powder
- Obtain contaminant free fine powder which is not oxidized and contains minimal moisture
- Direct drying of solution or solution liquid into fine powder. No pre- or post processes such as filtration, separation, or pulverization required
- Safe and explosion free working is guaranteed in combination with GAS410 due to oxygen & pressure control
- Organic solvents are recovered in a closed loop to protect the environment to enable minimized pollution
- Easy operation with one-touch detachable mechanism for drying chamber and cyclone
- An arm jack is equipped as standard for easy installation and removal of glassware attachments
- A service outlet (max.2A) and a sample stand are equipped as standard for connecting a magnetic mixer for stirring suspended liquid samples
- Unique peristaltic pump, nozzle cooling mechanism, pulse jet mechanism and a nozzle knocker for stable spray drying
- ADL311SA is highly mobile on wheels, or usable with shorter height as a bench top unit by removing the movable caster

Specifications

Model	ADL311SA
Supported samples	Water soluble samples
Evaporated water amount	Max. 1300mL/h
Spraying system	Two-way nozzle, Nozzle No. 1A as standard (0.4mm)
Temp. adjusting unit setting range	40 to 220°C (inlet temperature), 0 to 98°C (outlet temperature)
Temperature adjusting accuracy	Inlet temperature±1°C
Drying air amount adjusting range	0 to 0.7m³/min
Spray air pressure adjusting range	0 to 0.3MPa
Liquid sending pump flow rate range	0 to 26 mL/min
Spray air line washing function	Spraying at the nozzle tip, manual pulse jet system
External output	Inlet temperature, outlet temperature, temperature outlet (4-20 mA)
Temperature adjusting device	PID digital temperature adjusting device
Touch panel	Blower, heater, liquid sending pump, pulse jet switch, error display
Control select switch	Inlet temperature, outlet temperature control switch (outlet temperature control is conditional)
Temperature sensor	K-thermocouple
Heater	2.0kW(at200V) to 2.88kW(at240V)
Liquid sending pump	Fixed amount peristaltic pump
Spraying air pump	For water soluble samples air compressor is used (sold separately). For organic solvent samples the integrated compressor in GAS410 is used (no separate air compressor required)
Service outlet	For stirrer: AC115V, Max 2A
Suction blower	Bypass blower
Filter	Suction filter, exhaust filter
Recovery of solvent	Solvent recovery unit GAS410 (sold separately) is used
Spray nozzle cooling mechanism	Connector: nipple x 2, O.D.: ø10.5mm
Spray air connection diameter	Nipple diameter: ø7mm
Spray air pressure	Bourdon tube: 0.3 MPa
Exhaust connecting diameter	ø50mm
Safety function	Inlet/outlet temperature overheat, sample feed reverse rotation mechanism, over current electric leakage breaker, nozzle connection error
External size	W580 x D420 x H1125 mm
Weight	80kg
Power supply (50/60 Hz)	Single Phase AC200V~240V 16~18A Switching of terminals necessary
Accessories	Silicon tubes (with a stopper) x 3, exhaust duct (with one hose band) x 1, outlet temperature sensor, spray air tube, sample box, static electricity removal earth, "Teflon" braided tube hose 5m (with two hose bands)

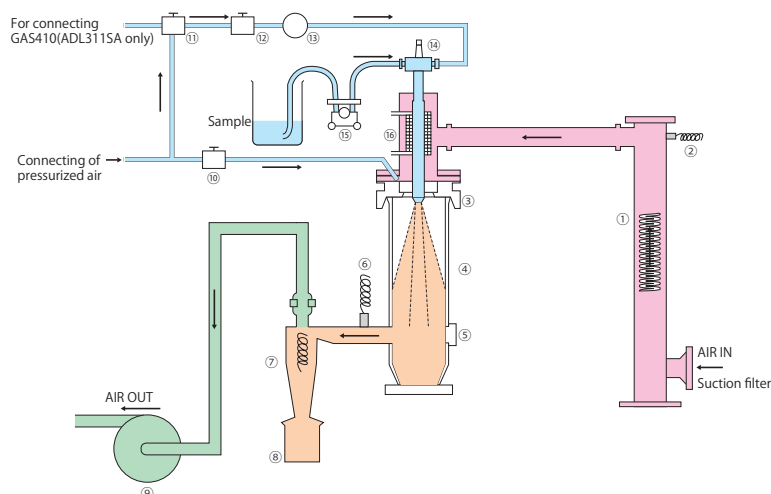


Example of installation: ADL311SA + GAS410

Control Panel




Diagram



No.	Part name	No.	Part name
(1)	Heater	(9)	Blower
(2)	Inlet temperature sensor	(10)	Solenoid valve
(3)	Distributor	(11)	3-way solenoid valve (ADL311SA only)
(4)	Drying chamber	(12)	Needle valve
(5)	Cap	(13)	Pressure meter
(6)	Outlet temperature sensor	(14)	Spray nozzle
(7)	Cyclone	(15)	Liquid sending pump
(8)	Product collecting container	(16)	Nozzle cooling mechanism connecting port

Spraying Nozzle



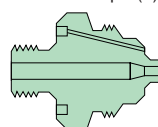
The tip of the nozzle comprises of a nozzle for liquid and a nozzle for gas.

Two-way nozzle system

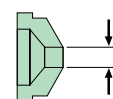


Easy to take apart for cleaning to prevent contamination

Nozzle for liquid(F)



Nozzle for gas(A)



Model	Nozzle No.	Size (μm)
1A (Standard)	(F)1650	A 406 B 1270
	(A)64	C 1626
1	(F)2050	A 508 B 1270
	(A)64	C 1626
2A	(F)2050	A 508 B 1270
	(A)70	C 1778
2	(F)2850	A 711 B 1270
	(A)70	C 1778
3 (Included)	(F)2850	A 711 B 1270
	(A)64	C 1626

Particle sizes may vary on samples used and parameter settings.

Piping



ADL311SA+GAS410

Optional items

Product Name	Product Code
Fine powder recovery cyclone	212780
Safety cover	212784
Static removal brush set	212788
Viton packing for cyclone inlet/outlet (1 set of 2 types)	212781
Teflon packing for cyclone inlet/outlet (1 set of 2 types)	212782
Airfilter + Mist separator + Regulator set	212789
Supply air filter box (for 0.3 micro meter collection)	212790
Air compressor	SL100-8

Example of implementation (spray dryer ADL311SA)

Sample name	Composition (%)	Inlet temp. (°C)	Outlet temp. (°C)	Dry air amount (m³/min)	Spray air pressure (MPa)	Sent amount of sample liquid (g/min)	Sample recovery rate (%)
Dextrin (solution)	10	150	80	0.4	0.1	6.1	66
Dextrin (emulsion)	40	150	80	0.4	0.1	5.1	63
Oxidized titanium (suspended liquid)	10	150	85	0.42	0.1	5.3	50
Soy sauce	50	130	75	0.36	0.1	5.1	60
Salt	10	145	85	0.38	0.1	5.3	52

Repeatability of spray drying test (spray dryer ADL311SA)

Test No.	Sample name	Sample density (%)	Drying conditions	Yield (g)	Recovery rate (%)
			Inlet temp. (°C) / Outlet temp. (°C) / Dry air amount (m³/min) / Spray air pressure (MPa) / Test sample amount (g/min) / Sent amount of sample liquid (g/min) / Test time (min)		
1	Coffee solution	5.00	150 / 75 / 0.45 / 0.15	93.1	92.4
2	Coffee solution	5.00	150 / 75 / 0.45 / 0.15	93	86
3	Coffee solution	5.00	150 / 75 / 0.45 / 0.15	91.4	87.5
4	Coffee solution	5.00	150 / 75 / 0.45 / 0.15	84.9	87.2
5	Coffee solution	5.00	150 / 75 / 0.45 / 0.15	83.8	88.3

Applications

- Food and medicinal products
Powdered milk, egg yolks, soy sauce, coffee, starches, proteins, hormones, serums, antibiotics, enzymes, fragrances, essences, etc.
- Organic chemistry
Waxes, dyes, cleaning agents, surface acting agents, agricultural chemicals, antiseptic agents, synthesized resins, pigments, etc.
- Inorganic chemistry
Ferrites, ceramics, photocopy toners, magnetic tapes materials, photosensitive materials, various industrial chemicals, waste fluid samples, etc.

Spray Dryer Pulvis Mini Spray

Supports spray drying of fine powder of 1µm

GB210A



Evaporated water

Max.1300ml/h

Temp. control range

40 to 220°C

Sample flow

Variable up to 26ml/min

Spray nozzle (selectable)

Nozzle for liquid
Nozzle for gas

Capable of drying ultra small samples as low as 0.5g of solid content
Can spray dry into fine powder 1µm in size when optional mini cyclone is used




Compact spray dryer that can produce powder easily on a laboratory scale. It is capable of variety of applications from preliminary experiments in a pilot plant to drying work in general laboratories.

- Samples unstable at high temperatures can be reliably processed into fine powder. The heat is applied instantly and indirectly to the powder itself
- Prepared fine powder will not be oxidized, contains minimal moisture and is contaminant-free
- Direct drying from solution/suspension liquid to fine powder with a reduced risk of contamination. No pre or post processes such as filtration, separation, or pulverization are required
- Processing of samples containing organic solvents is made possible by connecting the Solvent Recovery Unit GAS410
- This unit can also be used as a fluid bed drying granulator by installing a separate mini bed attachment GF200 instead of GF300 spray drying attachment
- An automatic lift is equipped as standard to enable easy installation or removal of glass drying chamber attachment
- A service outlet (max. 2A) and a sample stand are equipped as standard for connecting a magnetic mixer for stirring suspended liquid sample
- Stable spray drying using a unique peristaltic pump, nozzle cooling mechanism, pulse jet mechanism and a nozzle knocker enable stable spray drying

Specifications

Model	GB210A
Temp. adjusting unit setting range	40 to 220°C (inlet temperature), 0 to 60°C (outlet temperature)
Temperature adjusting accuracy	Inlet temperature±1°C
Spraying system	Two-way nozzle, Nozzle No. 1A as standard
Drying air amount adjusting range	0 to 0.7m³/min
Spray air pressure adjusting range	0 to 0.3MPa
Liquid sending pump flow rate range	0 to 26 ml/min
Spray air line washing function	Spraying at the nozzle tip, manual pulse jet system
External output	Inlet temperature, outlet temperature, temperature outlet (4-20 mA)
Automatic lift	Moving up/down of glass chamber automatic lift
Temperature adjusting device	PID digital temperature adjusting device
Touch panel	Blower, heater, liquid sending pump, pulse jet switch, error display
Control select switch	Inlet temperature, output temperature control switch (outlet temp. control is conditional)
Temperature sensor	K-thermocouple
Heater	2.0 kW (at 200V) to 2.88 kW (at 240V)
Liquid sending pump	Fixed amount peristaltic pump
Spraying air pump	Spraying air compressor (sold separately) is used.
Service outlet	For stirrer: AC100V, Max. 2A
Suction blower	Bypass blower, brushless DC motor
Filter	Suction filter, exhaust filter
Recovery of solvent	Solvent recovery unit GAS410 (sold separately) is used.
Spray nozzle cooling mechanism	Connector: nipple x 2, O.D.:ø10.5 mm
Spray air connection diameter	Nipple diameter:ø7 mm
Exhaust connecting diameter	ø50mm
Safety function	Inlet/outlet temperature overheat, sample feed reverse rotation mechanism, over current electric leakage breaker, nozzle connection error
External size	W760 x D420 x H1350 mm
Weight	110kg
Power supply (50/60Hz)	Single Phase AC200V~240V 16~18A Switching of terminals necessary
Accessories	Silicon tube (with a stopper) x 3, tiron tube (with a stopper) x 2 exhaust duct (with one hose band) x 1, outlet temperature sensor, spray air tube, sample box, static electricity removal earth, Teflon braided hose 5m (with two hose bands), a container table

Control Panel

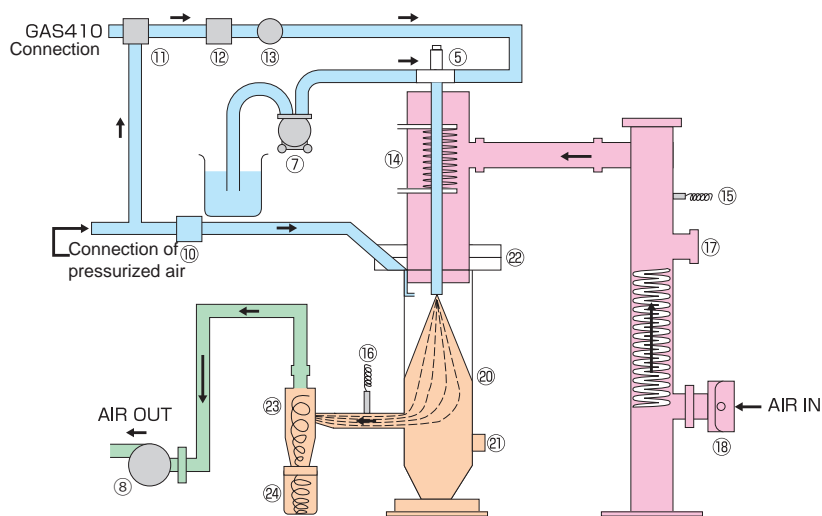


Inlet temperature, outlet temperature, and drying air amount are digitally displayed. Setting is made on the touch panel that allows operation settings, operation status display

as well as error display, and settings of various operation conditions.

Mini spray attachment	GF300
Evaporated water amount	MAX1300ml/h
Sample for drying	Suspended solution, emulsion
Ultra hard glass	Cyclone, drying chamber, product container

Diagram



No.	Part name	No.	Part name
(1)	Heater	(16)	Outlet temperature sensor
(5)	Spray nozzle	(17)	Blind
(7)	Liquid sending pump	(18)	Suction port, suction filter
(8)	Blower, exhaust filter	(19)	Nozzle cooling connection port
(10)	Solenoid valve	(20)	Drying chamber
(11)	3-way solenoid valve	(21)	Cap
(12)	Needle valve	(22)	Distributor
(13)	Pressure meter	(23)	Cyclone
(14)	Nozzle cooling port	(24)	Product collecting container
(15)	Inlet temperature sensor		

Applications



- Food and medicinal products: Powdered milk, egg yolks, soy sauce, coffee, starches, proteins, hormones, serums, antibiotics, enzymes, fragrant materials, essences, etc.
- Organic chemistry: Waxes, dyes, cleaning agents, surface acting agents, agricultural chemicals, antiseptic agents, synthesized resins, pigments, etc.
- Inorganic chemistry: Ferrites, ceramics, photocopy toners, magnetic tape materials, photosensitive materials, various industrial chemicals, waste fluid of samples, etc.

Optional items


Product name	Product code
Fine grain sample collecting cyclone	212780
Safety cover	212784
Static removal brush set	212788
Air filter + Mist separator + Regulator set	212789
Supply air filter box (for 0.3 μm collection)	212791

Handling



The one touch removal system has made the removal and cleaning of the drying chamber, the cyclone, and the product container much easier.

Spraying Nozzle



The tip of the nozzle comprises of a nozzle for liquid and a nozzle for gas.

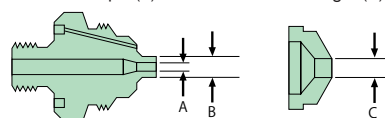
Two-way nozzle system



Easy to take apart for cleaning to prevent contamination

Nozzle for liquid(F)

Nozzle for gas(A)



Model	Nozzle No.	Size (μm)
1A (Standard)	(F)1650	A 406 B 1270
	(A)64	C 1626
1	(F)2050	A 508 B 1270
	(A)64	C 1626
2A	(F)2050	A 508 B 1270
	(A)70	C 1778
2	(F)2850	A 711 B 1270
	(A)70	C 1778
3 (Included)	(F)2850	A 711 B 1270
	(A)64	C 1626

Particle sizes may vary on samples used and parameter settings.



Organic Solvent Recovery Unit GAS410

Repeatability of spray drying test

Test No.	Sample name	Sample density (%)	Drying conditions		Dry air amount (m³/min)	Spray air pressure kPa(kg/cm²)	Test sample amount (g)	Sent amount of sample liquid (g/min)	Test time (min)	Yield (g)	Recovery rate (%)
			Inlet temp. (°C)	Outlet temp. (°C)							
1	Coffee solution	5	150	80	0.45	147(1.5)	198	6.6	30	8.1	81.8
2	Coffee solution	5	150	80	0.45	147(1.5)	198.7	6.6	30	8.1	81.5
3	Coffee solution	5	150	80	0.45	147(1.5)	200.6	6.7	30	8	79.8
4	Coffee solution	5	150	80	0.45	147(1.5)	198.1	6.6	30	8.2	82.8
5	Coffee solution	5	150	80	0.45	147(1.5)	199.3	6.6	30	8.4	84.3

Spray Dryer Pulvis Mini Bed

Spray Dryer (For Granulating, Drying, Mixing)

GB210B



Processing capacity

50g to 300g

Temp. control range

40 to 220°C

Sample flow

Variable up to 26ml/min

Spray nozzle (selectable)

Nozzle for liquid
Nozzle for gas

Spray dryer capable of granulating and drying wet powder



Designed to granulate powder and dry wet powder using a fluid bed. This is a fluid bed drying granulator used in combination with the basic unit GB210 and Mini-bed attachment GF200.

- Conditions such as hot air temperature, air amount, binder liquid flow amount can be set easily with the setting dial on the front of the unit
- The chamber is made of ultra hard glass and the user can observe status of the fluid bed or spraying status. Also, the flowage meter, the spraying pressure meter, the chamber inlet/outlet temperature indicator are useful for evaluation of data
- The unit can also be used as a spraying dryer by installing the mini spray attachment GF300 (optional)
- The unit has an automatic lift as a standard to enable convenient installation or removal of the glass chamber attachment

Specifications

Model	GB210B
Temp. adjusting unit setting range	40 to 220°C (inlet temperature), 0 to 98°C (outlet temperature)
Temperature adjusting accuracy	Inlet temperature $\pm 1^\circ\text{C}$
Spraying system	Two-way nozzle, Nozzle No. 1A as standard
Drying air amount adjusting range	0 to 0.7m ³ /min
Spray air pressure adjusting range	0 to 0.3MPa
Liquid sending pump flow rate range	0 to 26mL/min
External output	Inlet temperature, outlet temperature, temperature outlet (4-20 mA)
Automatic lift	Moving up/down of glass chamber automatic lift
Temperature adjusting device	PID digital temperature adjusting device
Touch panel	Blower, heater, liquid sending pump, pulse jet switch, error display
Control select switch	Inlet temperature, output temperature control switch (outlet temp. control is conditional)
Temperature sensor	K-thermocouple
Heater	2.0 kW (at 200V) to 2.88 kW (at 240V)
Liquid sending pump	Fixed amount peristaltic pump
Spraying air pump	Spraying air compressor (sold separately) is used
Service outlet	For stirrer: AC100V, Max. 2A
Suction blower	Bypass blower, brushless DC motor
Filter	Suction filter, exhaust filter
Spray nozzle cooling mechanism	Connector: nipple x 2, O.D.: $\phi 10.5\text{mm}$
Spray air connection diameter	Nipple diameter: $\phi 7\text{mm}$
Exhaust connecting diameter	$\phi 50\text{mm}$
Safety device	Inlet/outlet temperature overheat, sample feed reverse rotation mechanism, over current electric leakage breaker, nozzle connection error
External dimensions	W760 x D420 x H1350 mm
Weight	~110 kg
Power supply (50/60Hz)	Single Phase AC200V~240V 16~18A Switching of terminals necessary
Accessories	Silicon tube (with a stopper) x 3, tiron tube (with a stopper) x 2, exhaust duct (with one hose band) x 1, outlet temperature sensor, spray air tube, sample box, static electricity removal earth, Teflon braided hose 5m (with two hose bands), container table

Control Panel

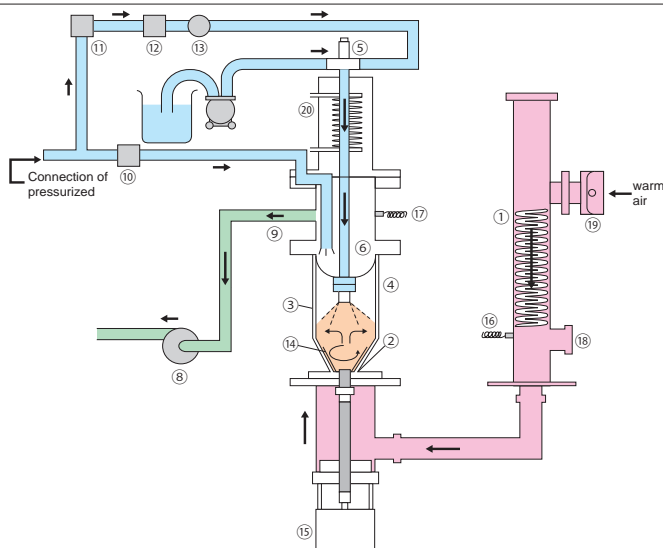


Inlet temperature, outlet temperature, and drying air amount are digitally displayed. Setting is made on the touch panel that

allows operation settings, operation status display as well as error display, and settings of various operation conditions.

Mini bed attachment	GF200
Processing capacity	50 to 300g (It differs depending on whether the unit is of the batch type or specific samples used.)
Flow layer chamber capacity	3L
Spray nozzle	Dual fluid nozzle: 1A standard
Stirring blades	Integrated inside the flow layer chamber
Filter	Polyester (Carbon fiber mixed PTFE membrane laminate)
Filter cleaning mechanism	Pulse jet system
Glass parts	Ultra hard glass
Weight	~13 kg

Diagram



No.	Part name	No.	Part name
(1)	Heater	(11)	3-way solenoid valve
(2)	Micro porous plate	(12)	Needle valve
(3)	Flow layer chamber	(13)	Pressure meter
(4)	Filter chamber	(14)	Stirring blades
(5)	Nozzle	(15)	Stirring motor
(6)	Filter	(16)	Inlet temperature sensor
(7)	Liquid sending pump	(17)	Outlet temperature sensor
(8)	Blower	(18)	Blind
(9)	Interim pipe	(19)	Suction port, suction filter
(10)	Solenoid valve	(20)	Nozzle cooling connection port

Applications



- Granulation, drying, mixing of powder Applications: Medicines, food, catalyst, die, detergent, ceramics, etc.


The unit accepts sample weight as less as 50 to 300g and is suitable for experiments of expensive samples or those of a laboratory level.

Handling



Use of the one touch removal system has made removal or cleaning of the drying chamber, cyclone or the product container much easier.

Spraying Nozzle



The tip of the nozzle comprises of a nozzle for liquid and a nozzle for gas.

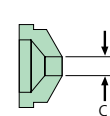
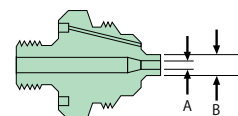
Two-way nozzle system



Easy to take apart for cleaning to prevent contamination

Nozzle for liquid(F)

Nozzle for gas(A)



Model	Nozzle No.	Size (μm)
1A (Standard)	(F)1650	A 406 B 1270
	(A)64	C 1626
1	(F)2050	A 508 B 1270
	(A)64	C 1626
2A	(F)2050	A 508 B 1270
	(A)70	C 1778
2	(F)2850	A 711 B 1270
	(A)70	C 1778
3 (Included)	(F)2850	A 711 B 1270
	(A)64	C 1626

Particle sizes may vary on samples used and parameter settings.

Optional items

Product name	Product code
Safety cover	212784
Viton packing for cyclone inlet/outlet (1 set of 2 types)	212781
Teflon packing for cyclone inlet/outlet (1 set of 2 types)	212782
Air filter + Mist separator + Regulator set	212789
Supply air filter box (for 0.3 μm collection)	212791

Example of implementation

Sample		Binder		Test conditions							Results	
Name	Weight (min)	Name	Density (%)	Spray amount (min)	Inlet temp. (°C)	Liquid sending rate (g/min)	Spray pressure kPa (kg/cm²)	Spray times (times)	Nozzle height (cm)	Average dia. (μm)	12~115 mesh recovery rate(%)	
Silicon	200	PVA	5.0	77	125	15	59 (0.6)	4	27	339	58	
Oxidized iron	160	PVA	2.5	50	120	15	98 (1.0)	4	21	205	62	
Ceramics	200	PVA	3.0	106	120	15	78 (0.8)	3	22	404	82	
Alumina	160	PVA	3.0	60	110	15	59 (0.6)	4	22	311	88	
Silica	150	CMC	1.0	100	120	15	78 (0.8)	4	22	306	60	
Lactose	200	Sorbitol	70.0	10	100	14	98 (1.0)	4	25	390	80	
Black tea essence	250	Guar gum	0.5	24	85	6	59 (0.6)	10	28	333	77	
Grease containing powder	200	Glucose	30.0	11	85	4	59 (0.6)	7	22	236	82	

*The average granule diameter is a geometric average.

Spray Dryer

Large Capacity / Fine powder: 1 to 100 μ m



DL410

Evaporated water

Max. 3000mL/h

Temp. control range

40 to 300°C

Sample flow

Variable up to 70ml/min.

Spray nozzle (selectable)

Two-way nozzle

Operation

Easy operation

Spray drying of fine powder as small as a single micrometer with high collection rate



This spray dryer can produce fine particles from 1 to 100 μ m which are considered to be extremely difficult to produce in laboratories. It is useful for preliminary tests for pilot plant or expensive samples, micro capture spray drying research, substitute for general laboratory drying method etc.

DL410 is a larger capacity spray dryer that also does not require the liquid sample or solution to undergo any pre or post-processes such as filtration, separation, or pulverization. The use of organic solvents is fully supported with the attachment of our GAS410 organic solvent recovery unit. Small, expensive and/or heat sensitive samples can be dried quickly and efficiently with this easy to operate system.

- Processes samples as small as 0.5 g of solid matter
- Safe for heat-sensitive samples, such as food or medical products
- No risk of contamination
- Digital display of inlet/outlet temperature and drying air volume
- Detachable drying chamber, cyclone and product vessel
- Fast and easy clean up
- Universal power supply and multilingual touch screen controller

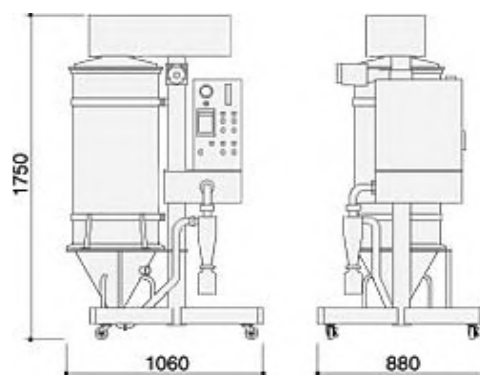
Easy operation and maintenance

- The hot air inlet and drying chamber cover automatically move up and down, and since the cyclone and product vessel can easily be removed, cleaning and maintenance after your experiment is easy
- Control functions are conveniently arranged on the control panel for various conditions
- The temperature recorder, air flow meter, pressure gauge and other measurements allow easy control of experiment conditions

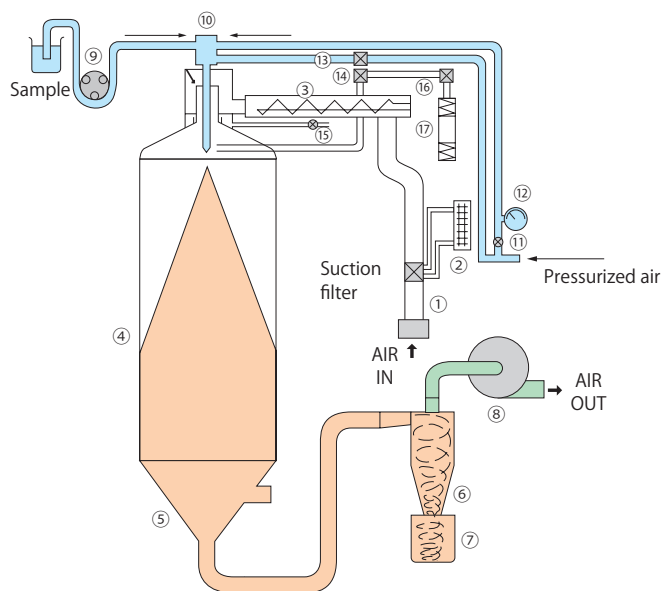
Specifications

Model	DL410
Water evaporation rate	Max. approx. 3,000 ml/h
Temperature control range	40°C - 300°C at inlet
Temperature control accuracy	± 1°C at inlet
Dry air flow rate	Max. 1.0 m ³ /min
Air spray pressure control range	0 - 600 k Pa (0-6 kg/cm ²)
Spraying system	Two-way nozzle (Dia. of orifice: 0.7mm) Nozzle No.3 standard supply
Spray/hot air contact system	Downward spray parallel flow system
Temperature controller	PID digital temperature controller
Temperature sensor	K thermocouple
Stainless pipe heater	2kW x 2 at 240V
Sample liquid feeding pump	Quantitative peristaltic pump, flow rate variable up to 70ml/min.
Solvent recovering capability (optional)	Organic solvent recovery unit GAS410 must be used
Spray line cleaning	Needle inside the nozzle to clean the mesh automatically
Safety device	Self-diagnostic functions (e.g. temperature aberration); Sample feed reversal
Air spray pressure gauge	Bourdon tube: 600k Pa (6 kg/cm ²)
External dimensions (W x D x H)	1060 x 880 x 1750 mm or 42 x 35 x 69 in
Weight	180 kg or 397 lbs
Power source	Single Phase AC220V 50/60Hz 24A
Included Accessories	
Sample liquid tube	Silicone tube - 2 pcs
Safety Cover	Yes
Static removal brush	1pc
Air hose	1 pc
Exhaust Duct	1 pc
Operational Accessories	
Compressed air	28 L/min air volume and 8 kgf/cm ² compressed air is required
Type of gas	N ₂ gas (99% or higher purity, medical grade) required when using GAS410
Optional Accessories	
Organic Solvent Recovery Unit	GAS410
Nozzle	4, 5 (options), 3 standard

Dimensions (Unit:mm)

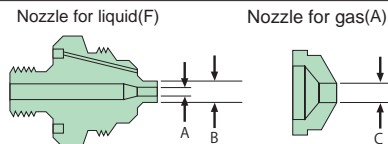


Diagram



- | | |
|-------------------------------|---------------------------------------|
| (1) Orifice tube | (10) Atomizing nozzle |
| (2) Drying air flow meter | (11) Atomizing pressure control valve |
| (3) Heater | (12) Atomizing pressure gauge |
| (4) Drying chamber | (13) Needle knock Solenoid valve |
| (5) Drying chamber lower half | (14) Nozzle blower Solenoid valve |
| (6) Cyclone | (15) Cool air control valve |
| (7) Product vessel | (16) Head elevation control valve |
| (8) Aspirator | (17) Air cylinder for head elevation |
| (9) Sample feed pump | |

Spraying Nozzle



Spraying Nozzle size (μm)

Model	Nozzle No.	Size (μm)
3 (Standard)	(F)2850	A 711 B 1270
	(A)64	C 1626
4	(F)60100	A 1530 B 2550
	(A)120	C 3060
5	(F)100150	A 2550 B 3825
	(A)180	C 4530

Particle sizes may vary on samples used and parameter settings.

Control Panel



Multilingual touch screen controller

Application

(1) Spray granulation

With the process of granulation and spheronization, powder liquidity is significantly improved and the pressure is uniform. Applications: aluminum, zirconia, ceramics, heavy metals, cemented carbide fields etc.

(2) Micro capture

In spray drying, the combination of core and coating material is a source solution to obtain encapsulated powder.

Applications:


- Ink for pressure-sensitive paper
- Adjustment of pharmaceutical products flavouring and lyolysis.
- Encapsulation of fragrances used in food and hygiene related products
- Encapsulation of dyes, fertilizers, oils, adhesives etc.

(3) Spray cooling granulation

Difficult to get dry powder, such as wax, oils and fats, fatty acids, etc.

(4) Special applications

Spray concentrated, spray reaction, powder sizing, etc.



Powder generated by DL410

Equipment

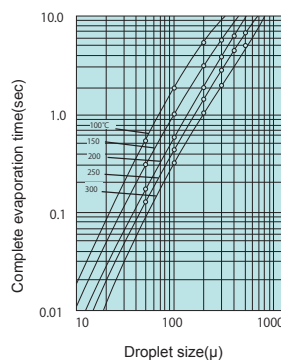


Static removal brush

Burn prevention safety cover

Burn prevention safety cover and the static removal brush are standard equipment.

Time



Drying time until the liquid droplets are completely evaporated with hot air.

Organic Solvent Recovery Unit

Highly safe N₂ gas sealed circulation system



GAS410

Circulation flow 0.12 to 0.65m³/min

Recovery capacity 1,300ml/h or more

Cost savings With integrated freezer
With integrated compressor

Inert N₂ Gas Sealed System used in conjunction with Spray Dryers



The Organic Solvent Recovery Unit is used to prevent external discharge when using an organic solvent. Unit is used with a spray dryer (ADL311SA or GB-210A).

- Dehumidifier (Freezer) integrated in GAS410. No extra freezer/dehumidifier equipment needed
- Compressor included, no need for a separate compressor to operate the spray dryer ADL311SA when using organic solvent samples
- Flammable or toxic solvents can be processed by combining a N₂ gas sealed circulation system and a solvent recovery system (with freezer and capacitor)
- Explosion safety with closed loop N₂ inert gas system
- Recovery of solvent to protect the environment and enable minimized pollution.
- Drying of easily oxidized materials is possible
- Supports low temperature drying of materials that easily deform with heat
- No freezing risk due to organic solvent with aqueous solution mixtures which could cause damage to the closed loop GAS410 system
- Spray drying and recovery of products and solvents are performed with meticulously devised safety measures

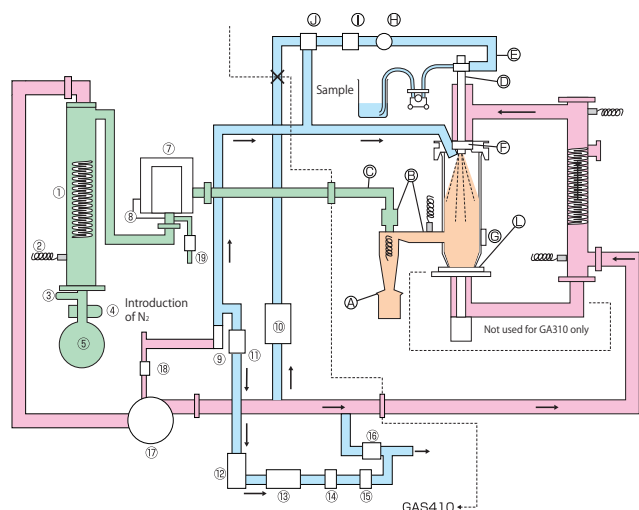


Example of installation: ADL311SA + GAS410

Specifications

Model	GAS410
Solvent recovery system	Capacitor + freezer
Circulating gas	N ₂ gas (sealed circulation when connected to ADL311SA or GB-210A)
Circulating volume flow	0.12 to 0.65m ³ /min
Compressor (for spraying)	Linear compressor integrated
Circulation blower	Roots blower
Solvent recovery container	2L flask
Freezer	Air-cooled condensation full-sealed type: 400W R404A
Solvent recovery mechanism	Capacitor cooling mechanism
Filter	Cartridge filter
Instruments	Cooling trap temperature display monitor Filter differential pressure meter (monitor for clogging of filter) O ₂ density display monitor Blower wind amount adjusting volume
O ₂ Sensor	Solid electrolyte (Zirconium) limit current type
Pump	For circulation to measure Oxygen
Safety device	O ₂ density meter, flammable gas alarm, electric leakage breaker, N ₂ gas forced introduction (when removing nozzles)
External dimensions	W700 x D950 x H1500 mm
Weight	~130 kg
Power source (50/60 Hz) rated current	AC200 to 240V 5A (15A)
Required N ₂ amount	15 L/h at 0.1 MPa
Accessories	Set of connection parts, anti-seismic clamps, interface cable, sample gas for gas alarm inspection, 2L flask

Diagram



No.	Part name	No.	Part name
(1)	Capacitor	A	O ring
(2)	Sensor	B	Packing
(3)	Ball valve	C	Hose
(4)	Clamp	D	Spray nozzle
(5)	Recovery flask	E	Tube
(6)	Filter element	F	Aluminum honeycomb
(7)	Filter case	G	Cap
(8)	Differential pressure meter	H	Pressure meter
(9)	Flow meter (for introduction of N ₂)	I	Needle valve
(10)	Compressor	J	3-way valve
(11)	Solenoid valve (for N ₂ control)	K	Solenoid valve
(12)	Flow meter (for measuring O ₂ density)	L	Packing
(13)	Filter		
(14)	Pump		
(15)	O ₂ Sensor		
(16)	Solenoid valve (for exhaust)		
(17)	Blower		
(18)	Solenoid valve (for introduction of N ₂)		
(19)	Solenoid valve (for air supply)		

Control Panel



Major control functions and detection function

- Closed system (N₂ gas sealed circulation type)
- O₂ density control function
- Flammable gas detection function
- Inlet temperature overheat detection function
- Outlet temperature overheat detection function
- In case of an abnormality, the alarm sounds and liquid flow stops
- Other self diagnostics functions
 - Detection of temp. sensor disconnection
 - Overheat prevention
 - Detection of absence of spray nozzle

Fields



- Non-oxide ceramics
- Polymer material
- Super conductivity materials
- Medicinal products
- Food products
- Material research

Connection



Rear of GAS410



ADL311SA + GAS410 + stand with castor wheels

Optional items

Product name	Product code
Filter element 0.1μ	212785
Viton packing for cyclone inlet/outlet (1 set of 2 types)	212781
Teflon packing for cyclone inlet/outlet (1 set of 2 types)	212782
Dry air flow meter (differential pressure type)*	212786

* The item marked "*" shall be ordered together with the main unit.

Organic Solvent Washing Unit

A unique vapor neutralizer using water or alkaline solution (Na_2CO_3 , NaHCO_3)



GWS410

Max. flow

15L/min.

The world's first water-based solvent neutralizer designed primarily for spray dryers.

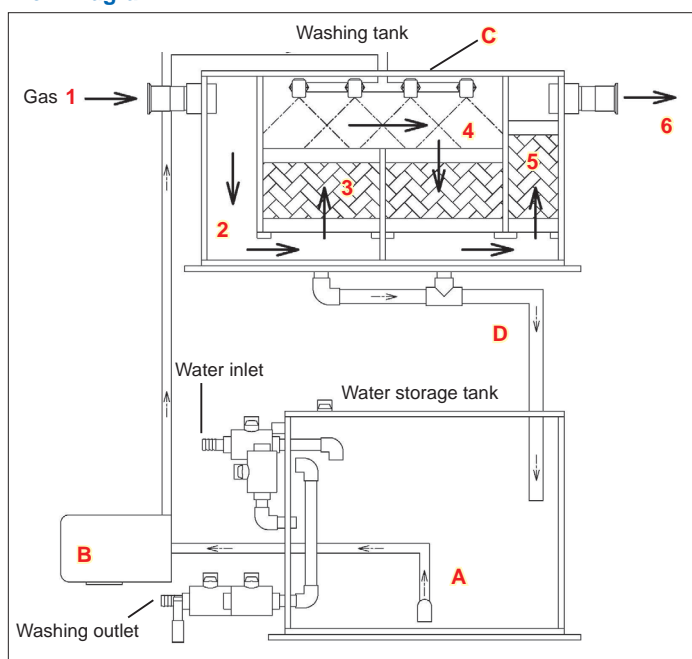


GWS410 traps contaminants in solvents by using tap water or alkaline solution at atmospheric pressure and room temperature.

GWS410 is designed with a washing tank --- when solvent vapor enters the tank, sprayed water adheres, cleans and neutralizes solvent particles, before returning to the bottom of the chamber.

- Uses water or alkaline solution
- Eliminates harsh solvents
- Minimizes equipment rust and corrosion
- Simple operation
- Easy maintenance --- only requires monitoring of water's pH level in the storage tank and condition of molecular sieves

Flow Diagram

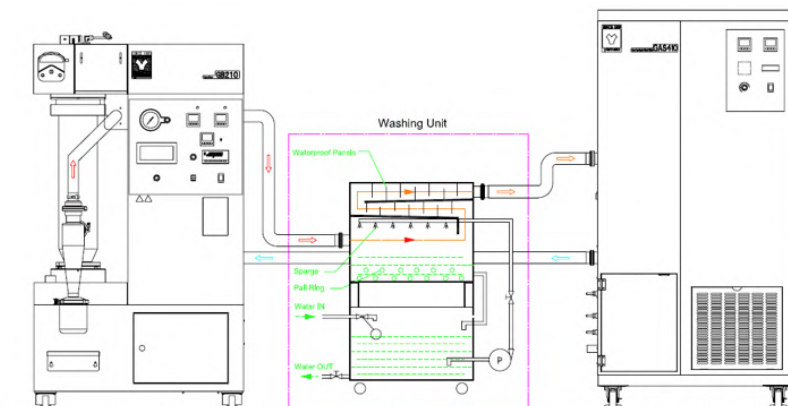


Specifications

Model	GWS410
Method	Spraying circulation
Circulating liquid	Water
Circulating pump	Small magnetic force circulating pump
Max. flow	15L / min
Max. head	8m
Harmful gas washing way	Pall ring filling + water spray washing
Water storage tank capacity	35L
Safety device	Earth leakage breaker
Power source	AC200V 0.35A
Exterior dimension (WxDxH)*	800x500x1230 mm
Weight	Approx. 80kg

* Exterior dimension does not include protrusions.

Sample Installation



Spray Dryer + GWS410 Solvent Vapor Neutralizer
+ GAS410 Organic Solvent Recovery Unit

- (1) Harmful gas **1** from spray dryer enters into the washing tank unit.
- (2) It goes through **2** inside the washing tank and the filling rooms **3** and comes in contact with the cleaning fluid **4** sprayed by the spray nozzle. The harmful substance is then absorbed by the cleaning fluid.
- (3) Moving through multiple-stage filling rooms, the gas goes through the smog collector **5** to prevent cleaning fluid discharge.
- (4) With the aid of the blower, the gas enters into **6** GAS410 as clean air.
- (5) The cleaning fluid **A** from the water storage tank enters into the washing tank through the circulating pump **B**, it spreads to the filling rooms **3** by means of spray nozzle **C**, and then goes through the pipeline **D** to return to the circulating water in the water storage tank.

Spray Dryer Recommended Accessories

Air Compressor & Air Combination

Air Compressor SL100-8

For Spray Dryer ADL311SA, GB210A, GB210B, DL410



- Provides a stable source of oil free air
- Noiseless and oil free
- High flow, low noise, low vibration and low maintenance
- Automatic control and smooth operation

Specifications

Brand	SMTmax	
Model	SL100-8 (110V)	SL100-8 (220V)
Horsepower	2 x 3/4 HP	
Power	2X 550 W	
Starting Pressure (Mpa)	0.5	
Max Pressure (Mpa)	0.8	
Noise dB(A)	55	
Speed (r/min.)	1680	
Capacity (L/min)	220	
Cu. Ft. Delivered @ 115 PSI	7.8 CFM	
Tank	42 L (11 gal)	
Dimensions (L x W x H)	84 x 41 x 63 cm 33 x 16 x 25 in	
Voltage	110V, 50/60Hz, 10A	220V, 50/60Hz, 8A
Weight	47 kg (104 lbs)	

Air Combination 212789

For Spray Dryer ADL311SA, GB210A, GB210B

- To guarantee moisture-free, oil-free and clean air spray drying
- Element and bowl in one-piece for easy replacement (AF)
- Energy saving regulator (AR)
- Transparent bowl guard provides 360° visibility

Specifications

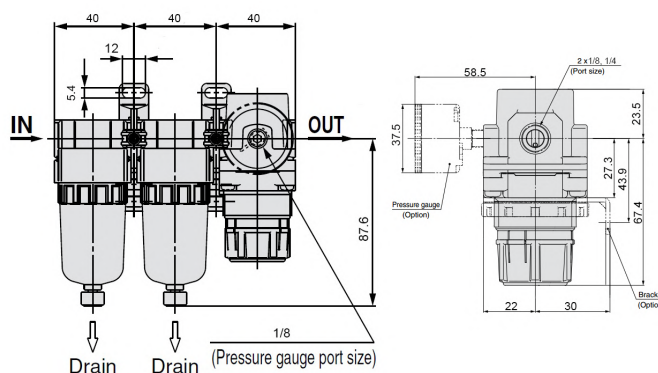
Product name		Product code
Air combination		212789
Components	Air Filter [AF]	AF20
	Mist Separator [AFM]	AFM20
	Regulator [AR]	AR20

Model	AF20+AFM20+AR20
Ambient and fluid temperature	-5~60°C (with no freezing)
Max. operating pressure	145psi (1.0MPa)
Min. operating pressure	7.3psi (0.05MPa)
Set pressure range	7.3-102psi (0.05-0.7MPa)
Nominal filtration rating [AF/AFM]	AF: 5µm, AFM: 0.3µm (99.9 filtered particle size)
Outlet side oil mist concentration[AFM]	Max 1.0mg/m³ (ANR) (≈0.8ppm)*
Bowl material [AF/AFM]	Polycarbonate
Bowl guard [AF/AFM]	Semi-standard (steel)
Weight	~0.39kg

*When the compressor oil mist discharge concentration is 30mg/m³ (ANR).
Bowl seal and other o-rings are slightly lubricated.



Dimension (mm)



Repeatability of granulation test

Mesh	#1	#2	#3	#4
12 and up	5.6	0.8	1.2	1.3
12~16	0.5	0.9	1	1.2
16~24	0.6	0.8	1.2	1.4
24~32	0.7	0.8	0.9	1.1
32~42	1.6	1.7	1.9	1.8
42~60	5.9	4.3	4.8	3.5
60~80	9.6	8.5	8.5	6.6
80~115	13.2	15.6	13.4	12.8
115 and under	66.8	66.6	67	70.6
Average particle size*	135.6	135.7	138.3	136.9

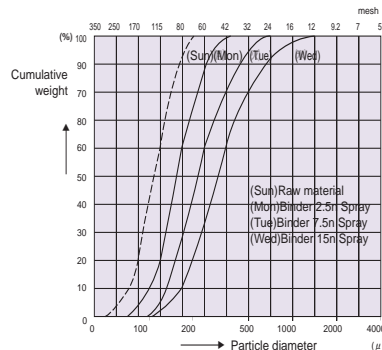
*Average particle diameter of the geometric mean

(Conditions)

Raw material	Sintered alumina (average particle size 40) 400g
Binder	5% PVA solution (#500) 25g
Inlet temperature	100°C
Binder liquid feed rate	12.4g/min
Binder spray times	6 times
Binder spray pressure	78kPa(0.8kg/cm ²)
Nozzle height	25cm from microporous plate

The granulation process has many operation factors, the reproducibility depends on the skill level of the operation. The flow state of the granules has a significant impact on the test results. By adjusting the amount of hot air consistent flow conditions are achievable.

Change of particle diameter

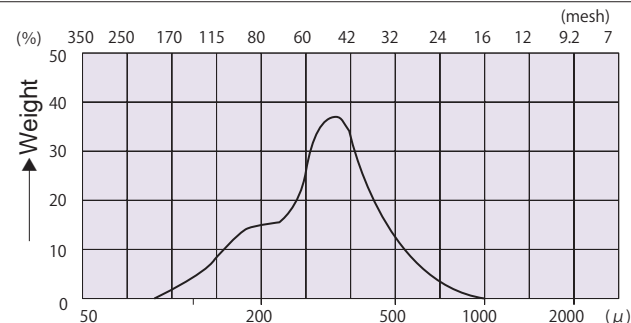


The factors that influence the particle diameter are the binder liquid feed rate and the spray pressure, the former being the most influential. A higher binder amount will result in larger diameter particles.

(Conditions)

Raw material	Lactose(100 mesh under) 200g
Binder	70% Sorbitol solution
Inlet temperature	90°C
Binder liquid feed rate	12g/min
Binder spray pressure	98kPa (1.0kg/cm ²)
Nozzle height	25cm from microporous plate

Repeatability of granulation test



Particles generated by the pulvis mini bed are usually in the range of 0.1~1.5μ. The particle size uniformity is lower than extrusion granulation and compression granulation methods.

The granularity consistency may be regulated by test conditions.

(Conditions)

Raw material	Lactose (100 mesh under) 200g
Binder	70% Sorbitol solution 7.3g
Inlet temperature	90°C
Binder liquid feed rate	12g/min
Binder spray times	7 times
Binder spray pressure	98kPa(1.0kg/cm ²)
Nozzle height	22.5cm from microporous plate

Example of implementation (Spray dryer ADL311SA)

Sample name	Composition (%)	Inlet temp. (°C)	Outlet temp. (°C)	Dry air amount (m ³ /min)	Spray air pressure kPa (kg/cm ²)	Sent amount of sample liquid (g/min)	Sample recovery rate (%)
Dextrin (solution)	10	150	80	0.4	98 (1.0)	6.1	66
Dextrin (emulsion)	40	150	80	0.4	98 (1.0)	5.1	63
Oxidized titanium (suspended liquid)	10	150	85	0.42	98 (1.0)	5.3	50
Soy sauce	50	130	75	0.36	98 (1.0)	5.1	60
Salt	10	145	85	0.38	98 (1.0)	5.3	52

Repeatability of spray drying test (spray dryer ADL311SA)

Test No.	Sample name	Sample density (%)	Drying conditions							Yield (g)	Recovery rate. (%)
			Inlet temp. (°C)	Outlet temp. (°C)	Dry air amount (m³/min)	Spray air pressure kPa(kg/cm²)	Test sample amount (g/min)	Sent amount of sample liquid (g/min)	Test time (min)		
1	Coffee solution	5.00	150	75	0.45	147(1.5)	93.1	3.1	30	4.3	92.4
2	Coffee solution	5.00	150	75	0.45	147(1.5)	93	3.1	30	4	86
3	Coffee solution	5.00	150	75	0.45	147(1.5)	91.4	2.0	30	4	87.5
4	Coffee solution	5.00	150	75	0.45	147(1.5)	84.9	2.8	30	3.7	87.2
5	Coffee solution	5.00	150	75	0.45	147(1.5)	83.8	2.8	30	3.7	88.3

Example of implementation (Pulvis mini spray GB210A)

Sample name	Sample density	Inlet temp. (°C)	Outlet temp. (°C)	Dry air amount (m ³ /min)	Spray air pressure kPa(kg/cm ²)	Sent amount of sample liquid (g/min)	Recovery rate (%)
Dextrin (solution)	20% solution	140	85	0.48	147(1.5)	8.8	66
Drug suspension	10% suspension	145	80	0.42	196(2.0)	8.2	82
Black tea extract	20% solution	155	100	0.4	147(1.5)	7.8	72
Silica gel	20% solution	150	75	0.48	147(1.5)	12.6	70
Iron oxide	3% suspension	175	90	0.4	127(1.3)	9.5	75

■ Example of implementation (Pulvis mini bed GB210B)

Sample		Binder			Test conditions					Results	
Name	Weight (min)	Name	Concentration (%)	Spray amount (min)	Inlet temp. (°C)	Liquid sending rate (g/min)	Spray pressure kPa (kg/cm ²)	Spray times (times)	Nozzle height (cm)	Average dia. (μm)	12~115 mesh recovery rate(%)
Silicon	200	PVA	5.0	77	125	15	59 (0.6)	4	27	339	58
Oxidized iron	160	PVA	2.5	50	120	15	98 (1.0)	4	21	205	62
Ceramics	200	PVA	3.0	106	120	15	78 (0.8)	3	22	404	82
Alumina	160	PVA	3.0	60	110	15	59 (0.6)	4	22	311	88
Silica	150	CMC	1.0	100	120	15	78 (0.8)	4	22	306	60
Lactose	200	Sorbitol	70.0	10	100	14	98 (1.0)	4	25	390	80
Black tea essence	250	Guar gum	0.5	24	85	6	59 (0.6)	10	28	333	77
Grease containing powder	200	Glucose	30.0	11	85	4	59 (0.6)	7	22	236	82

■ Binder category and features

Category	Features
Gelatin	Gelatin Low density and weak bonding strength. No need to heat.
Dextrin	While it has excellent disintegrating and formability, the binding strength is weak.
Potato starch	Good granulation properties and inexpensive. Used in the pharmaceutical and food sector.
Arsenic acid soda	Suitable as a binder for the high viscosity samples. Used primarily in the food sector.
Gum arabic	Warm and spray. Need large amount of binder.
CMC (Carboxymethyl cellulose)	High viscosity at low temperatures. High amount of powder remains.
HPC (hydroxypropyl cellulose)	Good cohesion and is suitable for hydrophilic material.
MC (methyl cellulose)	Strong binding strength, is suitable for rough particles.
PVA (Polyvinyl alcohol)	Excellent in granulation properties but somewhat difficult to disintegrate granulated products.
PVP (Polyvinylpyrrolidone)	High molecular weight and strong binding strength, is suitable for hydrophobic material.

■ Repeatability of spray drying test (Pulvis mini spray GB210A)

Test No.	Sample name	Sample density (%)	Drying conditions							Yield (g)	Recovery rate (%)
			Inlet temp. (°C)	Outlet temp. (°C)	Dry air amount (m ³ /min)	Spray air pressure kPa(kg/cm ²)	Test sample amount (g/min)	Sent amount of sample liquid (g/min)	Test time (min)		
1	Coffee solution	5.00	150	80	0.45	147(1.5)	198.0	6.6	30	8.1	81.8
2	Coffee solution	5.00	150	80	0.45	147(1.5)	198.7	6.6	30	8.1	81.5
3	Coffee solution	5.00	150	80	0.45	147(1.5)	200.6	6.7	30	8.0	79.8
4	Coffee solution	5.00	150	80	0.45	147(1.5)	198.1	6.6	30	8.2	82.8
5	Coffee solution	5.00	150	80	0.45	147(1.5)	199.3	6.6	30	8.4	84.3

■ Example of implementation Pulvis mini spray GB210A, organic solvent recovery unit GAS410

Sample	Sample density (%)	Inlet temp. (°C)	Outlet temp. (°C)	Drying nitrogen (m ³ /min)	Spray pressure (kg/cm ²)	Sent rate of sample liquid (g/min)	Dispersion medium or solution	Results			Others
								Powdered	Recovery rate (%)	Solution recovery rate (%)	
Hydroxypropyl methylcellulose	10	90	55	0.5	1.0	9.9	*	G	65.3	92.5	*Chloroform1: Ethanol1
Cellulose polymer	5.0	70	47	0.5	1.0	8.3	Methylene chloride	G	72.3		
Polymer	2.0	100	64	0.5	1.0	8.4	*	G	77.8	80.7	*Ethanol95: Water5
Resin	23.5	80	55	0.5	1.0	4.2	*	G	81.9	96.7	*(Methanol4:Water1) Distributed
Carbon + resin	5.8	100	70	0.5	1.0	5.3	IPA	G	85.1	94.1	
Polymer + inorganic salt	10.2	140	98	0.5	1.0	3.8	*	G	97.6	97.4	*Dimethylacetamide
Polyvinylpyrrolidone (K30)	10.0	80	55	0.5	1.0	7.7	Ethanol	G	79.4	95.0	
Polyvinyl pyrrolidone + drug	10.0	80	55	0.5	1.0	7.7	Ethanol	G	75.9	95.4	
Botanical extract	3.0	130	71	0.5	1.0	9.1	*	G	96.5	91.9	*Ethanol6: Water4
Silicon carbide	38.5	150	84	0.5	1.0	12.1	Ethanol	G	89.9	99.9	*Use nozzle 3S
Aluminum nitride	13.2	150	99	0.5	1.0	12.9	Butyl acetate	G	92.2	86.7	*Use nozzle 3S
Nitride ceramic	60.5	120	83	0.5	1.0	11.3	MEK	G	74.7	88.7	
Superconducting material	33.3	80	60	0.5	1.0	15.7	Acetone	G	66.6	99.6	
Drug	3.61	100	68	0.6	1.0	10.0	*	Yes	73.6	87.2	*Ethanol+Methylene chloride
Drug	13.2	60	45	0.32	1.25	6.0	*	Yes	87.6	94.7	*Methylene chloride+Ethanol
W-Cu	50.0	100	62	0.5	0.5	20.7	Ethanol	Yes	60.3	91.9	
Metamorphic polystyrene	48.7	140	60	0.45	1.0	22.3	Water	Yes	67.6	91.7	
Polymer	0.5	150	88	0.5	1.0	8.5	*	Yes	83.1	97.6	*Methanol3+Water1
Organic matter	50.0	150	88	0.4	1.0	8.3	Methanol	Yes			
Silica dispersion	10.0	100	88	0.5	1.0	4.8	*	Yes	96.2	99.5	*Ethanol+Water(little)



Yamato Sterilizers

Contents

Sterilizer Overview	Page 2
Steam Sterilization without dryer	
SK Series	Page 3
SN Series	Page 5
SQ Series	Page 7
SQL Series	Page 9
Steam Sterilization with dryer	
SM Series	Page 11
Dry Sterilization	
SK Series	Page 15
Sterilizer Accessories	Page 17

STERILIZER OVERVIEW

STEAM Sterilization
 DRY Sterilization

Compact



SK

Internal Capacity: 18, 24, 30L

- Economical, space saving
- Programmable
- Easy to read 4 digit LED display

Standard **without dryer**



SN

Internal Capacity: 32, 47L

- Ergonomically designed easy top loading
- Programmable / preset-programs for commonly used sample types
- Cooling fan to shorten cool down time

Large capacity **without dryer**



SQ

Internal Capacity: 50, 80L



SQL

Internal Capacity: 110L

- Ergonomically designed easy top loading
- Programmable / preset-programs for commonly used sample types
- Cooling fan to shorten cool down time

Standard **with dryer**



SM

Internal Capacity: 20, 32, 47L

- Programmable
- Pre-installed drying cycle
- Quick drying capability making samples ready to use right after sterilization

Large capacity **with dryer**



SM

Internal Capacity: 50, 80L

- Programmable with 7" interactive touch screen
- Fully automatic sterilization and drying
- 11L heat resistant stainless steel bottle

Large capacity **dry** sterilization



SK

Internal Capacity: 99, 162, 300L

- Dry heat sterilization through natural or forced convection
- Programmable: 99 patterns, 99 steps
- Temp. rising time to 260°C: ~60min.

Compact Laboratory Sterilizer



SK102C/112C/201C/211C/301C/311C

Operating
temp. range

50°C to 126°C

Max. operational
pressure

0.142 MPa

Internal
capacity

18L
(SK102C/112C)

24L
(SK201C/211C)

30L
(SK301C/311C)

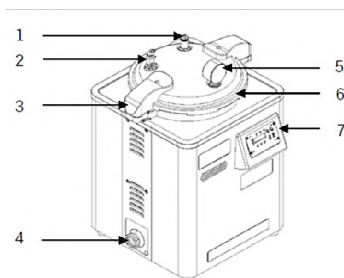
Space-saving, affordable compact sterilizer, ideal for research facilities

Easy to use

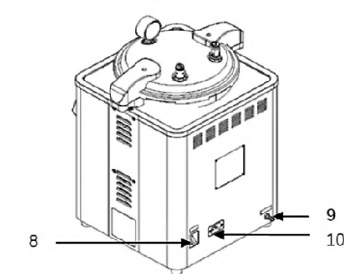
- Space-saving size - 18/24/30L
- Mobile on wheels
- Powerful 2000W pipe heater
- Easy to read 4 digit LED display
- Three Way Drain Valve eliminates air at the bottom of chamber during operation, and drains waste water after operation
- Programmable sterilizing and temperature functions
- Timer Setting Range 0 to 999 min.

Increased Safety Features

- Water level detection sensor with alarm
- Overheat protection sensor
- Lid closure sensor (interlock)
- Pressure lamp indicator



No.	Name
1	Safety valve
2	Vent valve
3	Handle (up/down)
4	Exhaust (drain) valve
5	Pressure gauge
6	Upper cover
7	Operation panel
8	Power switch
9	Exhaust (drain) port
10	Power interface



Specifications

Model	SK102C	SK112C	SK201C	SK211C	SK301C	SK311C
System	Automatic high pressure steam sterilizer					
Temp. setting range	50 to 126°C					
Max. operational pressure	0.142MPa (at 126°C)					
Interior Material	Stainless steel SUS 304					
Heater	2000W stainless steel heating pipe					
Drain valve	Glove valve					
Liquid level sensor	Float switch					
Temp. controller	PID control by microprocessor					
Temp. setting method	Digital setting by ▲/▼ keys					
Temp display method	Digital display by green LED					
Timer	0 min. to 999 min.					
Operation function	Fixed temperature operation procedure					
Safety Device	Water level detection (liquid expansion method), safety valve (0.165MPa), safety interlocking interactive device, spring full lift safety valve					
Internal dimensions	Φ280×H292		Φ280×H390		Φ280×H487	
External dimensions	W380×D380×H629 mm		W400×D410×H815 mm		W400×D410×H815 mm	
Internal capacity	18L		24L		30L	
Power source 50/60Hz <i>no plug, round terminal</i>	AC 115V 17A	AC 220V~230 9A~10A	AC 115V 17A	AC 220V~230 9A~10A	AC 115V 17A	AC 220V~230 9A~10A
Weight	~16.0 kg		~26.5 kg		~31.5 kg	
Included accessory	Rack 1 pc.					

* External dimension excludes protrusions.

Key Features



● Drain valve



● Control panel



● Pressure gauge

Rack



Product code	Dimension	Suitable models
A990201305	277 x 260 mm	SK102C/112C
A990201304	277 x 330 mm	SK201C/211C
A990201303	277 x 420 mm	SK301C/311C

NOTES

[illegible]

Standard Laboratory Sterilizer



SN300C/310C/500C/510C

Operating temp. range

45°C to 135°C

Max. operating pressure

0.255MPa

Internal capacity

32L (SN300C/310C) / 47L (SN500C/510C)

High-performance, easy operation and ergonomically designed sterilizer featuring easy top loading and handling of samples



- Maximum sterilizing temperature goes up to 135°C suitable for protein modification
- By simple setting and operation, these sterilizers manage ordinary sterilization, sterilization of culture mediums and liquids, and melting of culture mediums
- Custom programs can be saved for repeated use
- Standard equipped with timer start and pre-heating features for efficient use of time and cooling fan to shorten cool down time
- Mobile on wheels

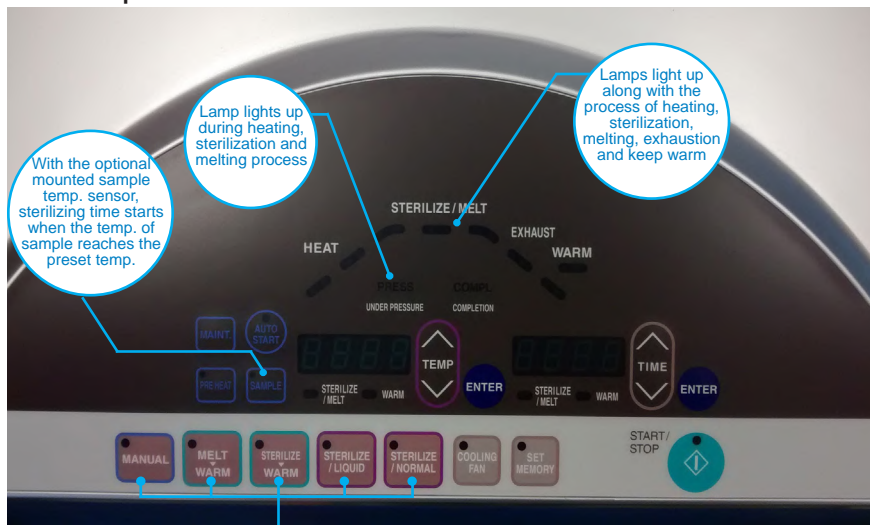
Enhanced safety device

- Lid interlock mechanism
- Drain bottle unset alarm
- Memory malfunction
- Automatic shutdown when malfunction
- Self-diagnostic functions

Specifications

Model	SN300C	SN310C	SN500C	SN510C
System	Automatic high-pressure steam sterilization			
Operating temperature range	45~135°C			
Max. working pressure	0.255MPa			
Ambient temperature	5~35°C			
Lid	Manual upward opening with an interlock for safety			
Heater	100V, 800W x 2 units		100V, 950W x 2 units	
Exhaust valve	One exhaust valve and one slow release valve			
Connection ports for optional accessories	Total 3 ports. Female thread for sample temp. sensor (1/4"), Female thread for chamber temp. sensor (1/4"), Female thread pressure sensor (branching from the solenoid valve tubing)			
Cooling fan	Axial fan motor			
Temp. controller	PID control by microprocessor			
Temp. display / setting	Digital display / digital setting by ▲/▼ keys			
Timer / Timer resolution	0 or 1 min. to 99 hrs 59 min. / 1 min.			
Operation mode	Instrument sterilization course, liquid sterilization course, sterilization and keep warm course, melting and keep warm course, customer-programmed course			
Other function	Key locking, presetting, saving, preheating, forced cooling, sample temperature sensor (option), pattern locking, up to 20 error log saving, display of accumulated working time / present time, ON-OFF beeping setting			
Safety device	Sensor failure detection, SSR short-circuit, broken heater wire, prevention of idle heating (liquid expansion type), alarm against the absence of a drain bottle, failure in locking the lid, memory error detection, pressure relief valve (0.255 MPa)			
External dimensions (WxDxHmm)	400 x 590 x 848		460 x 590 x 1058	
Internal dimensions of chamber	Φ300 x D445 mm		Φ300 x D665 mm	
Internal capacity	32L		47L	
Weight	~75kg		~85kg	
Power source	AC100~120V (15~12.5A) <i>no plug, round terminal</i>	AC200~240V (10~8.5A) <i>no plug, round terminal</i>	AC100~120V (23.5~19.5A) <i>no plug, round terminal</i>	AC200~240V (12~10A) <i>no plug, round terminal</i>
Accessories	2 pcs. stainless steel mesh basket (Φ274 x D200mm)		3 pcs. stainless steel mesh basket (Φ274 x D200mm)	
	Vapor cup x 1, Drain bottle x 1, Drain board x 1, Chemical indicator 1 set (30 pieces), Filter x 1			

Control panel



Choose a sterilization program

Sterilize/Normal Course	Sterilization of equipment such as flask, beaker, test tube, scissors
Sterilize/Liquid Course	Sterilization of culture and reagents and keep warm
Sterilize Warm Course	Dissolve and keep warm of the agar medium
Melt Warm Course	Sterilization of liquid, purified water and dilution water
Manual Course	Customized temperature and time settings

Standard Equipped with Cooling Fan & Slow Release Valve

- For decompression and prevention of liquid samples from bumping
- Cooling fan cool to a safe temperature after sterilization completes
- Shortens time before samples are taken out
- Natural cooling by OFF setting

Features

Support GLP / GMP Inspection



Standard equipped with 2 sensor ports on the main unit

Easy to drain out sterilizing water



Easier maintenance with larger diameter drain pipe

Sterilization starts automatically by sample temperature sensor



With the optional mounted sample temperature sensor, desired sample temperature can be precisely maintained to ensure thorough sterilization

Front Loading Drain Bottle



The drain bottle is located in front for easy access and drain water level can be monitored without opening the cabinet door

Optional items

Baskets with adjustable stainless steel perforated plate

Mesh baskets

Stainless solid baskets

Baskets with stacking fittings

- Stainless baskets

- Stainless buckets



Product code	Description	Corresponding models
H060101047	Mesh basket (Φ274 x D200mm)	SN300C/310C/500C/510C
241092	Mesh basket with stacking fittings	SN300C/310C, with two fittings
241091		SN500C/510C, with three fittings
241095	Mesh basket with adjustable stainless steel perforated plate	SN300C/310C, with 1 plate
241094		SN500C/510C, with 2 plates
241084	Stainless solid basket	SN300C/310C/500C/510C
241151	Stainless bucket	SN300C/310C/500C/510C
H060101110*	Chamber temp. sensor	Type T thermocouple, 3 pcs./set
H060101100*	Sample temp. sensor	Type T thermocouple, 1 pc.
Q110604013*	External output terminal	Temp. output, time-up output, alarm output

* Specify when ordering main unit

Large Capacity Laboratory Sterilizer



SQ500C/510C/810C

Operating temp. range 45°C to 135°C

Max. operating pressure 0.255MPa

Internal capacity 50L (SQ500C/510C) / 80L (SQ810C)

High-performance, easy operation and ergonomically designed sterilizer featuring easy top loading and handling of samples



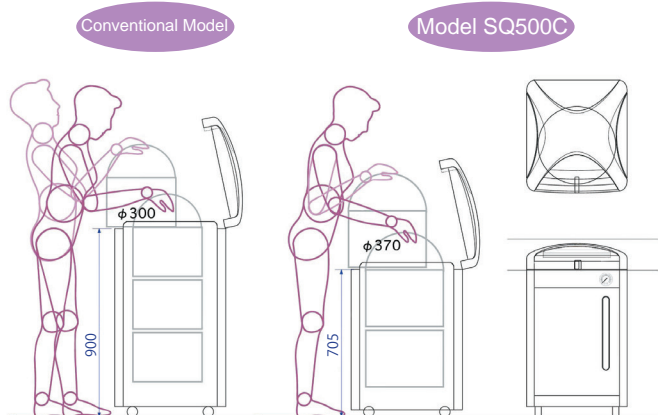
- Maximum sterilizing temperature goes up to 135°C suitable for protein modification
- By simple setting and operation, these sterilizers manage ordinary sterilization, sterilization of culture mediums and liquids, and melting of culture mediums
- Custom programs can be saved for repeated use
- Standard equipped with timer start and pre-heating features for efficient use of time and cooling fan to shorten cool down time
- Mobile on wheels
- Enhanced safety device
 - Lid interlock mechanism
 - Drain bottle unset alarm
 - Memory malfunction
 - Automatic shutdown when malfunction
 - Self-diagnostic functions

Specifications


Model	SQ500C	SQ510C	SQ810C
System	Automatic high-pressure steam sterilization		
Operating temperature range	45~135°C		
Max. working pressure	0.255MPa		
Ambient temperature	5~35°C		
Lid	Manual upward opening with an interlock for safety		
Heater	1000W x 2 units		
Exhaust valve	One exhaust valve and one slow release valve		
Connection ports for optional accessories	Total 3 ports. Female thread for sample temp. sensor (1/4"), Female thread for chamber temp. sensor (1/4"), Female thread pressure sensor (branching from the solenoid valve tubing)		
Cooling fan	Axial fan motor		
Temp. controller	PID control by microprocessor		
Temp. display / setting	Digital display / digital setting by ▲/▼ keys		
Timer / Timer resolution	0 or 1 min. to 99 hrs 59 min. / 1 minute		
Operation mode	Instrument sterilization course, liquid sterilization course, sterilization and keep warm course, melting and keep warm course, customer-programmed course		
Other functions	Key locking, presetting, saving, preheating, forced cooling, sample temperature sensor (option), pattern locking, up to 20 error log saving, display of accumulated working time / present time, ON-OFF beeping setting		
Safety device	Sensor failure detection, SSR short-circuit, broken heater wire, prevention of idle heating (liquid expansion type), alarm against the absence of a drain bottle, failure in locking the lid, memory error detection, pressure error detection, pressure relief valve (0.255 MPa)		
External dimensions (WxDxHmm)	520 x 660 x 881		520 x 660 x 1161
Internal dimensions of chamber	I.D.370 x D470 mm		I.D.370 x D750 mm
Internal capacity	50L		80L
Weight	~95kg		~105kg
Power source	AC100~120V (24.5~20.5A) no plug, round terminal	AC200~240V (12.5~10.5A) no plug, round terminal	
Accessories	2 pcs. stainless steel mesh basket (Φ344 x D200mm)		2 pcs. stainless steel mesh basket (Φ344 x D300mm)
	Vapor cup x 1, Drain bottle x 1, Drain board x 1, Chemical indicator 1 set (30 pieces), Filter x 1		

Low Height Sterilizers

SQ500C(low height type)



Control panel



Sterilize/Normal Course	Sterilization of equipment such as flask, beaker, test tube, scissors
Sterilize/Liquid Course	Sterilization of culture and reagents and keep warm
Sterilize Warm Course	Dissolve and keep warm of the agar medium
Melt Warm Course	Sterilization of liquid, purified water and dilution water
Manual Course	Customized temperature and time settings

Optional items

Stainless baskets

Mesh baskets



H060101048



H060103033

Baskets with stacking fittings



241090

Stainless buckets



Product code	Description
H060101048	Mesh basket for SQ500C/510C (Φ344 x D200mm)
H060103033	Mesh basket for SQ810C (Φ344 x D300mm)
241090	Mesh basket with 2 stacking fittings
241097	Mesh basket with 1 adjustable stainless steel perforated plate
241152	Stainless bucket
H060101110*	Chamber temp. sensor (Type T thermocouple, 3 pcs./set)
H060101100*	Sample temp. sensor (Type T thermocouple, 1 pc.)
Q110604013*	External output terminal (Temp. output, time-up output, alarm output)

* Specify when ordering main unit

Large Capacity Laboratory Sterilizer



SQL1010C

Operating temp. range

45°C to 135°C

Max. operating pressure

0.26 MPa

Internal capacity

110L

High-performance, easy operation and ergonomically designed sterilizer featuring easy top loading and handling of samples



110L

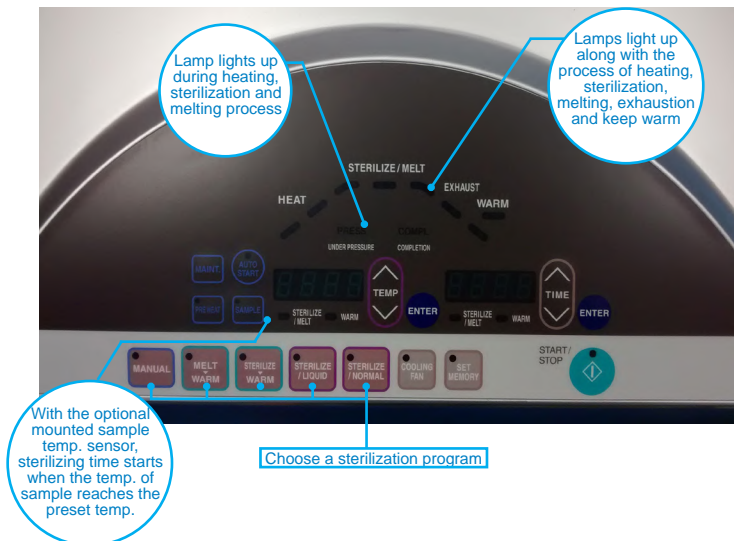
- Maximum sterilizing temperature goes up to 135°C suitable for protein modification
- By simple setting and operation, these sterilizers manage ordinary sterilization, sterilization of culture mediums and liquids, and melting of culture mediums
- Custom programs can be saved for repeated use
- Standard equipped with timer start and preheating features for efficient use of time and cooling fan to shorten cool down time
- Mobile on wheels
- Enhanced safety device
 - Lid interlock mechanism
 - Drain bottle unset alarm
 - Memory malfunction
 - Automatic shutdown when malfunction
 - Self-diagnostic functions

Specifications

Model	SQL1010C
System	Automatic high-pressure steam sterilization
Operating temperature range	45 ~135°C 45 ~80°C (pre-heating) / 45 ~ 60°C (heat retention) / 65 ~100°C (melting) / 105 ~135°C (sterilization)
Max. working pressure	0.255 MPa
Lid (cover mechanism)	Manual upward opening with an interlock for safety
Heater	2000W x 2 pcs.
Exhaust valve	One exhaust valve and one slow release valve
Option port	For sample sensor (1/4), recorder (1/4) and connection to pressure gauge (branched from the electromagnetic exhaust duct)
Cooling fan	Axial fan motor
Temp. controller	PID control by microprocessor
Temp. display / setting	Digital display / digital setting by ▲/▼ keys
Timer / Timer resolution	0 or 1 min. to 99 hrs 59 min. / 1 minute
Operation mode	Instrument sterilization course, liquid sterilization course, sterilization and keep warm course, melting and keep warm course, customer-programmed course
Other functions	Key locking, presetting, saving, preheating, forced cooling, sample temperature sensor (option), pattern locking, up to 20 error log saving, display of accumulated working time / present time, ON-OFF beeping setting
Safety device	Sensor failure detection, SSR short-circuit, broken heater wire, prevention of idle heating (liquid expansion type), alarm against the absence of a drain bottle, failure in locking the lid, memory error detection, pressure relief valve (0.255 MPa)
External dimensions (WxDxH)*	680 x 760 x 1154 mm
Internal dimensions of chamber	I.D.450 x 692 mm
Internal capacity	110L
Weight	~170kg
Power source	AC220V 19A no plug, round terminal
Included accessories	2 pcs. stainless steel mesh basket (Φ424 x H300 mm) Vapor cup x 1, Drain bottle x 1, Drain board x 1, Filter x 1

* External dimensions exclude protrusions

■ Control panel



Sterilize/Normal Course	Sterilization of equipment such as flask, beaker, test tube, scissors
Sterilize/Liquid Course	Sterilization of culture and reagents and keep warm
Sterilize Warm Course	Dissolve and keep warm of the agar medium
Melt Warm Course	Sterilization of liquid, purified water and dilution water
Manual Course	Customized temperature and time settings

■ Optional item

Mesh basket



Product code	Description
H060602006	Mesh basket $\Phi 424 \times H300$

Standard Laboratory Sterilizer with Dryer



SM201/211/301/311/501/511

Operating
temp. range

105~123°C (SM201/211)
105~128°C (SM301/311/501/511)

Max. operation
pressure

0.18MPa (SM201/211)
0.2MPa (SM301/311/501/511)

Internal
capacity

20L (SM201/211) 32L (SM301/311) 47L (SM501/511)

High performance, fully automatic sterilization from start to finish with high pressure steam sterilization and drying steps



- Automatic operations from sterilization to drying carried out with an interactive key input system
- Quick sample drying capability makes samples ready to use right after sterilization
- Drying temperature can be set according to sample material, quantity, etc.
- Timer range from 1~999 hours
- Drain bottle water level can be quickly confirmed on the front panel level indicator
- Drain valve located in front for easy access
- Absence of protrusions in sterilization chamber makes insertion & removal of baskets, and other items quick and easy
- Self-diagnostic functions make operation safer and error recovery quicker
- Condensation collector neutralizes high temperature exhaust steam safely

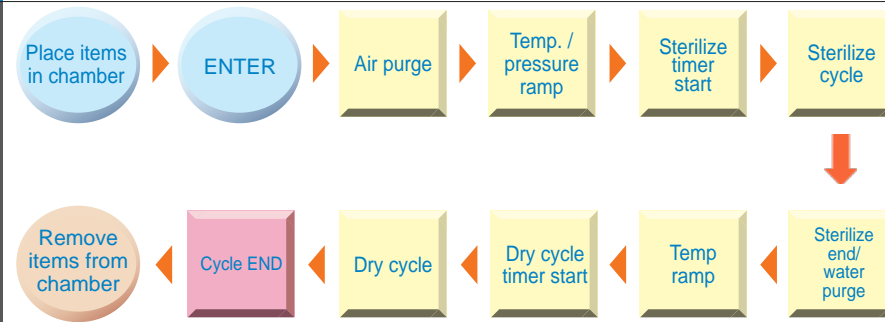
Specifications

Model		SM201	SM211	SM301	SM311	SM501	SM511
System		Automatic high pressure steam sterilization					
Operating temperature	Sterilization	105 to 123°C		105 to 128°C			
	Drying	150 to 180°C					
Maximum pressure capacity		0.18MPa		0.2MPa			
Interior		Stainless steel					
Heater	Sterilization	1.3kW		1.7kW			2.0kW
	Drying	1.0kW		1.5kW			
Temp. controller		PID control by microprocessor					
Temp. display		Digital display by green LED and setting via ▲/▼ keys					
Timer / Timer resolution		1 min. ~ 99 hrs. and 59 min. 100~ 999 hrs. / 1 min. or 1 hr.					
Safety Device		Self-diagnostic functions (detection sensor error, SSR short circuit, heater disconnect, faulty main relay, dry operation), safety valve, electric leakage breaker, drain bottle set-fail switch					
Internal dimensions (Dia x Depth)		240 x 445 mm		300 x 445 mm		300 x 665 mm	
External dimensions (WxDxH)		410 x 470 x 957 mm		440 x 530 x 968 mm		440 x 530 x 1088 mm	
Internal capacity		20L		32L		47L	
Power source (50/60Hz single phase)		AC115V, 13A with plug	AC220V, 7A no plug, round terminal	AC115V, 15A no plug, round terminal	AC220V, 9.5A no plug, round terminal	AC115V, 15A no plug, round terminal	AC220V, 9.5A no plug, round terminal
Weight		~65kg		~80kg		~85kg	
Accessories		2 pcs. stainless steel mesh basket (Φ209 x D204mm)		2 pcs. stainless steel mesh basket (Φ266 x D204mm)		2 pcs. stainless steel mesh basket (Φ266 x D315mm)	
		Drain board x 1, drain bottle x 1, condensation collection container with magnetic bracket x 1					

Power cable is 3 meters.

Performance based on 23±5°C room temp, 65%RH±20% damper fully closed and no load. Overall dimensions do not include protrusions.

Sterilization & Drying Process



Control Panel



Front Door



- Drain bottle placed in front for easy level monitoring and access
- Drain valve also located in front for quick access and operation

Included Items




Mesh baskets



Condensation collector

Optional Items



Output terminal



Product code	Description	Dimension	Corresponding models
241087	Mesh basket	209x204mm	SM201 / 211
241088	Pitch 8.5mm	266x204mm	SM301 / 311
241089		266x315mm	SM501 / 511
241085	Mesh basket	190x159mm	SM201 / 211
241086	Pitch 10mm	250x201mm*	SM301 / 311 / 501 / 511
241093	Mesh basket with stacking fittings	168x162mm with 2 fittings	SM201 / 211
241092		246x162mm with 2 fittings	SM301 / 311
241091		246x162mm with 3 fittings	SM501 / 511
241096	Mesh basket with adjustable stainless steel perforated plate	200x390 with 1 plate	SM201 / 211
241095		260x390 with 1 plate	SM301 / 311
241094		200x590 with 2 plates	SM501 / 511
241083	Stainless solid basket	205x150	SM201 / 211
241084		265x180	SM301 / 311 / 501 / 511
241073	Temperature output terminal	Customized. Must be specified at time of order	
241074	Time-up output terminal		
241075	External alarm output terminal		
241076	Interior temp. gauging sensor		

*SM301/311 units accommodate 2 baskets. SM501/511 units accommodate up to 3 baskets.

Large Capacity Laboratory Sterilizer with Dryer



SM520/530/820/830

Operating temp. range

105~135°C

Max. operational pressure

0.255 MPa

Internal capacity

50L
(SM520/530)

80L
(SM820/830)

Large Capacity, High Performance, Fully automatic sterilization from start to finish with high pressure steam sterilization and drying steps



- Interactive keypad input (touch panel) allows committing sterilization settings (time & temperature) to memory
- 7" interactive touch screen
- Suitable for protein modification at the maximum operating temperature of 135°C
- Easy settings and operation modes for a multitude of sterilization process
- Increased safety and function list including forced cooling and memory functions
- Equipped with multiple safety locking mechanism for the lid
- Comes with large capacity (11L) heat resistant stainless steel container
- Alarm buzzer sounds when high or low pressure error occurs

Specifications

Model		SM520	SM530	SM820	SM830
System		Automatic high pressure steam sterilization			
Operating temperature	Sterilize	105 to 135°C			
	Liquefy	60 to 110°C			
	Retain Temp.	45 to 60°C			
	Preheat temp.	45 to 80°C			
	Dry	135 to 150°C			
Operating Ambient Temp.		5 to 35°C			
Maximum pressure capacity		0.255MPa			
Heating	Sterilize Pipe	1000W ×2			
	Drying Pipe	110V/295W×2, 110V/455W×2	110V/295W×2, 110V/455W×2	110V/275W ×2, 110V/625W ×2	110V/275W ×2, 110V/625W ×2
Temp. controller		PID controlled by microprocessor			
Temp. setting / display		Touch panel			
Timer / Timer resolution		Range: 0 or 1min to 99h59min / 1 min.			
Safety Device		Sterilize sensor error, sterilize SSR short circuit, dry sensor error, dry SSR short circuit, sterilize heater disconnection, dry heater disconnection, water level detection (liquid expansion method), independent chamber overheat protection, cover unlock error, chamber over pressure protection, under pressure protection, warning about setting error in cooling water container, memory error, pressure switch (0.25MPa), pressure safety valve (0.255MPa)			
Internal dimensions (ID.xD)		370 x 470mm		370 x 750mm	
External dimensions (WxDxH)		520 x 660 x 881mm		520 x 660 x 1161mm	
Internal capacity		50L		80L	
Power source (50/60Hz)	Voltage	AC100~120V <i>no plug, round terminal</i>	AC200~240V <i>no plug, round terminal</i>	AC100~120V <i>no plug, round terminal</i>	AC200~240V <i>no plug, round terminal</i>
	Sterilize current	25~21A	12.5~10.5A	25~21A	12.5~10.5A
	Dry current	13.5A	8.0A	15.0A	9.0A
Weight		~113kg		~137kg	
Included items		2 pcs. stainless steel mesh basket (Φ344 x D200mm)		2 pcs. stainless steel mesh basket (Φ344 x D300mm)	
		Drain board x 1, drain bottle x 1, chemical indicator 1 set, filter x 1, droplet tray x 1			

Control Panel



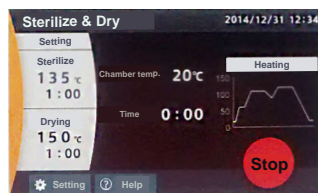
Instrument Sterilize Program



Instrument Sterilize operation




Sterilize & Dry Program



Sterilize & Dry operation

Optional items



Baskets and buckets

Product code	Description
H060101048	Mesh basket for SM520/530 (Φ344 x D200mm)
H060103033	Mesh basket for SM820/830 (Φ344 x D300mm)
241090	Mesh basket with 2 stacking fittings
241097	Mesh basket with 1 adjustable stainless steel perforated plate
241152	Stainless bucket
H060101110*	Chamber temp. sensor (Type T thermocouple, 3 pcs./set)
H060101100*	Sample temp. sensor (Type T thermocouple, 1 pc.)
Q110604013*	External output terminal (Temp. output, time-up output, alarm output)

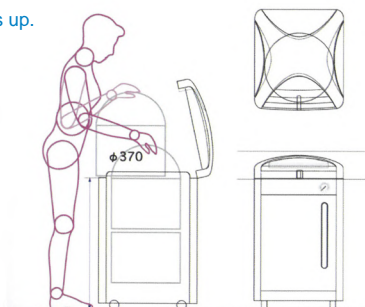
* Specify when ordering main unit

Operation Mode

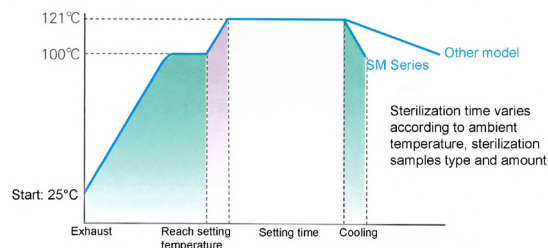
Mode	Name	Course
1	Instrument sterilize	Heat → sterilize → air purge
2	Fluid sterilize	Heat → sterilize → air purge
3	Sterilize & Retain temp.	Heat → sterilize → air purge → retain temp.
4	Liquefy & Retain temp.	Heat → liquefy → retain temp.
5	Instrument dry	Heat → air purge → cool
6	Sterilize & Dry	Heat → sterilize → air purge → drain → dry → cool

Low Height Sterilizer

Easy to lift samples up.



Standard Equipped with Cooling Fan



- Cooling fan starts after sterilization operation
- Cool down to safe temperature
- Time saving
- Optional between forced cooling and natural cooling

Front Door



- Front loading drain container
- Stainless steel drain container placed in front for easy access and drain water level can be monitored without opening door
- Drain valve located in front for quick access and operation

Laboratory Dry Sterilizer

Natural convection (SK401/601) / Forced air convection (SK801/811)

SK401-115V SK401-220V / SK601-115V SK601-220V / SK801 / SK811

**MADE
IN
JP**

Operating temp. range	Room temp. +5~260°C (SK401/601)	Room temp. +10~210°C (SK801/811)	Temp. control accuracy	±1°C (at 260°C) (SK401/601)	±1°C (at 210°C) (SK801/811)	Internal capacity	99L (SK401)	162L (SK601)	300L (SK801/811)
-----------------------	---------------------------------	----------------------------------	------------------------	-----------------------------	-----------------------------	-------------------	-------------	--------------	------------------

Dry heat sterilization with independent overheat prevention device

Operation and function

- Programmable
- High precision controller with improved display visibility and operability
- Standard equipped with calibration off-set, lock function, power recovery mode, power on and operation time accumulation, calendar time, accumulation power consumption monitoring, total CO₂ emission, and heat output, save and access operator setting information
- Maximum 99 steps, 99 patterns, repeat operation
- Easy sample data collection with cable port

Safety features

- Standard equipped with self diagnostic functions, independent overheat prevention device and earth leakage breaker



(Stand optional)

Specifications

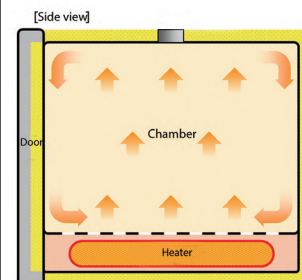
Model	SK401-115V	SK401-220V	SK601-115V	SK601-220V	SK801	SK811
Circulation method	Natural convection				Forced convection	
Temp. setting range	Room temp. +5~260°C				Room temp. +10~210°C	
Temp. control accuracy	±1°C (at 260°C)				±1°C (at 210°C)	
Temp. fluctuation	±1.5°C (at 260°C)				±1°C (at 210°C)	
Temp. distribution accuracy	±5°C (at 260°C)				±3.5°C (at 210°C)	
Temp. rising time	~60min.					
Interior / Exterior material	Stainless Steel / Chrome free electrogalvanized carbon steel sheet coated with chemical-proof baked-on finish					
Insulation Material	Glass wool					
Heater	SUS 1.2kW		SUS 1.36kW		SUS 2.4kW	
Sensor	K type Thermocouple					
Fan type / Fan motor	-				Sirocco Fan / Condenser type motor 30W	
Cable port	I.D. 33mm (right side)					
Exhaust port	I.D. 33mm x 2 (on top)				I.D. 33mm x 2 (back)	
Temperature control	PID control by microprocessor					
Temperature display	Temp. display: Green 4-digit LED Digital Display (increment: 1°C) Setting temp. display: Orange 5-digit LED Digital Display (increment: 1°C)					
Timer	0 min~99 hrs 59 min (increment: 1 min. or 1 hr.)					
Heater control	Triac with Zero-cross control					
Operation function	Fixed temperature, Auto start, Auto stop, Quick auto stop, Program (99 steps, 99 patterns, repeat operation function)					
Additional functions	Power on and operation time accumulation function (up to 65535 hours), Calendar time (24 hours), Calibration offset, Accumulated power consumption monitoring, Total CO ₂ emission and heater output, Power recovery mode, Save and access operator setting information, key lock					
Safety device	Self-diagnostic functions (Sensor failure, SSR short circuit, Heater failure, Main relay contact failure, Automatic overheat prevention), earth leakage breaker, Independent overheat prevention device					
Internal dimensions (WxDxH)	450 x 490 x 450mm		600 x 540 x 500mm		600 x 500 x 1000mm	
External dimensions (WxDxH)	560 x 600 x 820mm		710 x 650 x 870mm		710 x 650 x 1640mm	
Internal capacity	99L		162L		300L	
Shelf plate with standard load	~15kg/pc					
Shelf rest step number / pitch	11 steps / 30mm		13 steps / 30mm		29 steps / 30mm	
Power source	115V 11A with plug	220V 6A no plug, round terminal	115V 12.5A with plug	220V 6.5A no plug, round terminal	115V 21.5A no plug, round terminal	220V 11.5A no plug, round terminal
Weight	~50kg		~62kg		~108kg	
Shelf plate / bracket	Stainless steel punched metal					
	2 pcs. / 4 pcs.				4 pcs. / 8 pcs.	



Control Panel




Method



Cable Port



Shelf and Bracket Set

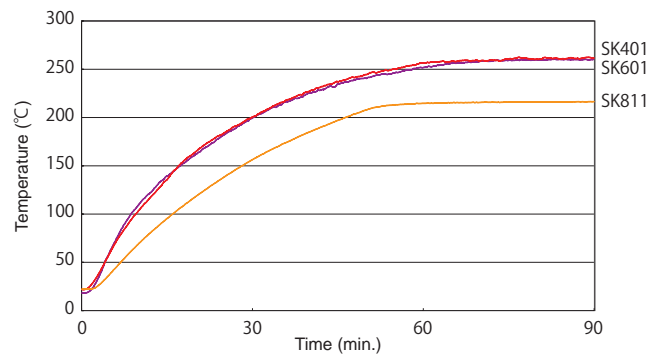


Optional items

Description		Product code
Stand		
For SK401/601	ON61	211856
For SK401	OT42	212348
For SK601	OT62	212349
Stacking kit		
For SK401	OD40	212822
For SK601	OD60	212823
Shelf and bracket set		
For SK401	ODN20	212246
For SK601/801/811	ODN22	212266
*Cable port		
Ø25mm ODK32		281121
Ø50mm ODK34		281122
Seismic mat		296902
External communication adapter set	OIN90	211880
*External communication terminal	ODS16	212981
*Temperature output terminal	ODS18	212982
*External alarm output terminal	ODS22	212983
*Timeup output terminal	ODS24	212984
*Operation signal output terminal	ODS26	212985
*Event output terminal	ODS28	212986

* Please specify when ordering main unit.

Temperature Rising Curve

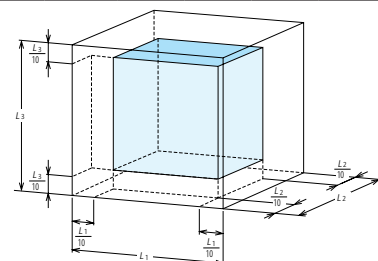


9 Points of Distribution Reference Data (SK811, no load, setting temp. 180°C)

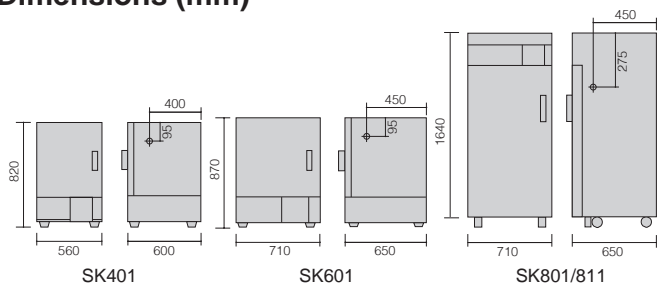
	Top right back	Top left back	Top right front	Top left front	Bottom right back	Bottom left back	Bottom right front	Bottom left front	Center
SK811	186.6	189.2	186.2	188.8	184.9	186.3	183.0	183.5	186.9

Conditions

1. 9 measurement points are taken from the effective internal capacity down-scale by 10% (as the image on the right) and the center
2. Room Temp. 23°C, AC115V, 50Hz, stable temperature when temp. setting at 180°C
3. No load, with 2 pcs of shelves



Dimensions (mm)



Attention

- Never use in flammable or explosive gas atmosphere.
- Never use explosive or flammable material.

- Caution: High temperature components.

Containers

Product code	Description	Dimensions	Suitable models
A990201305	Stainless rack	ø277 x H260mm	SK102C/112C
A990201304	Stainless rack	ø277 x H330mm	SK201C/211C
A990201303	Stainless rack	ø277 x H420mm	SK301C/311C
H060101047	Mesh basket	ø274 x H200mm	SN300C/310C/500C/510C
H060101048	Mesh basket	ø344 x H200mm	SQ500C/510C, SM520/530
H060103033	Mesh basket	ø344 x H300mm	SQ810C, SM820/830
H060601028	Mesh basket	ø424 x H200mm	SQL810C
H060602006	Mesh basket	ø424 x H300mm	SQL1010C
241085	Mesh basket (pitch 10 mm)	ø190 x H159mm	SM201/211
241086	Mesh basket (pitch 10 mm)	ø250 x H201mm	SM301/311/501/511
241087	Mesh basket (pitch 8.5 mm)	ø209 x H204mm	SM201/211, SN200C/210C
241088	Mesh basket (pitch 8.5 mm)	ø266 x H204mm	SM301/311/501/511
241089	Mesh basket (pitch 8.5 mm)	ø266 x H315mm	SM501/511
241090	Mesh basket with 2 stacking fittings	ø320 x H162mm	SQ500C/510C/810C, SM520/530/820/830
241091	Mesh basket with 3 stacking fittings	ø246 x H162mm	SM501/511, SN500C/510C
241092	Mesh basket with 2 stacking fittings	ø246 x H162mm	SM301/311, SN300C/310C
241093	Mesh basket with 2 stacking fittings	ø168 x H162mm	SN200C/210C, SM201/211
241094	Mesh basket with 2 perforated plates	ø270 x H590mm	SM501/511, SN500C/510C
241095	Mesh basket with 1 perforated plate	ø260 x H390mm	SM301/311, SN300C/310C
241096	Mesh basket with 1 perforated plate	ø200 x H390mm	SM201/211, SN200C/210C
241097	Mesh basket with 1 perforated plate	ø330 x H380mm	SQ500C/510C/810C, SM520/530/820/830
241083	Stainless solid basket	ø205 x H150mm	SM201/211, SN200C/210C
241084	Stainless solid basket	ø265 x H180mm	SM301/311/501/511, SN300C/310C/500C/510C
241150	Stainless bucket	ø208 x H203mm	SM201/211, SN200C/210C
241151	Stainless bucket	ø268 x H203mm	SM301/311/501/511, SN300C/310C/500C/510C
241152	Stainless bucket	ø338 x H203mm	SQ500C/510C/810C, SM520/530/820/830

Mesh basket



H060103033



H060601028



241087

241088

241089



241090



241091



241092



241094



241095



241096



H060101048

Stainless bucket




241150

241151

241152

Stainless rack



A990201303 / A990201304 / A990201305

Stainless solid basket



241083 / 241084


BOTTOM

Shelves


Product code	Punching shape	Suitable sterilizer models
212095	Round punch shelf & bracket set	SI401/402
212246	Round punch shelf & bracket set	SK401
212266	Round punch shelf & bracket set	SI601/602, SK601/801/811



212095



212246



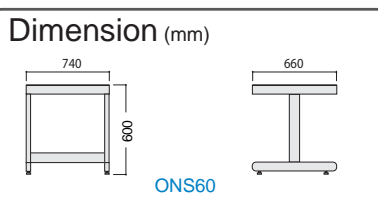
212266

Stands

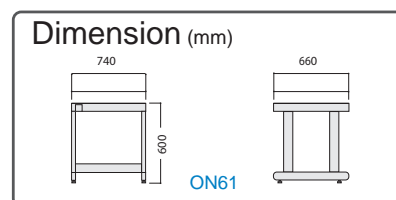
Product code	Stand models	Suitable sterilizer models
212802	ONS60	SI401/402/601/602
211856	ON61	SK401/601
212348	OT42	SK401
212349	OT62	SK601



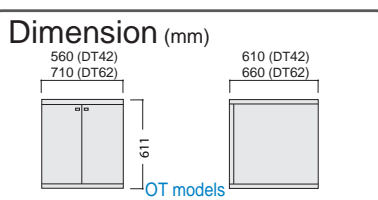
ONS60



ON61



OT42/62





Yamato Stirrers and Shakers

Contents

Laboratory Stirrer

MG 600H	-----	Page	2
MFD 800	-----	Page	3
MFH 800	-----	Page	4
MFD MFH Accessories	-----	Page	5
LT/LR Series	-----	Page	7
LT/LR Accessories	-----	Page	8
MB 800	-----	Page	9

Laboratory Shaker

MK 161	-----	Page	10
SA Series	-----	Page	11

Magnetic Stirrer with Hot Plate



MG600H-115V MG600H-220V

Stirring rate
(rpm) 300~1500
MG600H

Stirring
capacity(ml) 100~2000 x 6
MG600H

Plate max.
temp. 250°C
MG600H

6 Point Controllable Type (individual stirring heating)

MG600H-115V / MG600H-220V

- Rotation and heating can be adjusted individually
- Equipped with circuit protector
- Chemical resistant ceramic coating hot plate



■ Specifications

Model	MG600H-115V MG600H-220V
Plate material	Aluminum with ceramic coating
Plate dimensions	ø126mm x 6 pcs.
Stirring capacity	100~2000ml x 6 pcs.
Stirring rate	300~1500rpm
Hot plate	W230mm x 6 pcs. Individual temp. control (set by volume with OFF)
Cooling	--
Heater	230W x 6 pcs.
Temp. control	Triac input control type
Hot plate temp.	Max.250°C
Motor	AC shading motor
Power source (50/60Hz)	AC115V 13.5A AC220V 7A
External dimensions*	W606 x D420 x H122 mm
Weight	~14 kg
Accessory	Stirrer bar 30mm 6 pcs.

* Protrusions excluded

Magnetic Stirrer

MFD800 / MFD810



Max. Speed Range 50 ~1600 rpm

Strong magnetic stirrer for chemical synthesis experiments



Operation and functions

- Simple operation
- Variable and convenient rotation functions
- Corrosion and chemical resistant ceramic coating stirring plate
- Strong magnetic force allows continuous stirring even when flask is removed
- Stirrer detachment detection function
- Recommended to work together with oil bath BOG and BOS Series

Specifications

Model	MFD800	MFD810
Max. stirring capacity (H ₂ O)	20L	
Plate material	Aluminum die casting	
Plate dimensions	Ø135 diameter	
Speed range	50 to 1600 rpm (set in 10 rpm increments)	
Operating temperature range	4°C to 40°C (set in 1°C increments)	
Motor	DC brushless motor (31W)	
Magnet	Neodymium magnet	
Display	White LED digital display	
Exterior parts material	Aluminum die cast (ceramic coating)	
Rotation mode	Constant speed, step out detection, intermittent, auto reverse, slow-up	
Safety functions	Overcurrent fuse	
Standard load capacity	30 kg or less	
External dimensions WxDxH	165 x 275 x 90 mm	
Power supply (50/60 Hz)	115V 0.25A	230V 0.15A
Weight	2.8 kg	
Included accessories	1 heat plate, 1 protective cover, 2 screw caps, 1 power cord, 1 spare fuse (internal circuit, service outlet)	

MFD combination

MFD800 + BOG oil bath



MFD800 + BOG oil bath + LM200 flask mixer



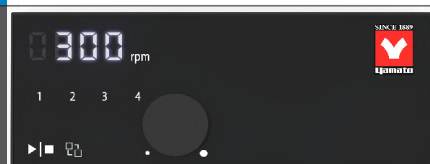
BOG Oil Bath



BOS Oil Bath



Control Panel



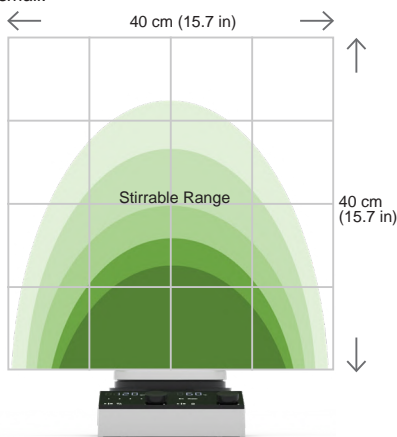
Rotation Mode Display

When mode number LED is off, unit rotates at a constant speed.

- No. 1: Step out detection
- No. 2: Intermittent
- No. 3: Auto reverse
- No. 4: Slow-up

Magnetic Force

Strong magnetic force allows stirring to continue even when flask is removed from the stirring table.
Range that can be stirred varies depending on the shape of the stirrer and the viscosity of the sample, but the figure shows an image of the range that can be stirred when the load is small.



BOG/BOS Series Bath



These oil baths fit perfectly with MFD800/810 as plate can be inserted at the bottom of the oil bath preventing risk of moving or slipping due to vibration.

Optional items

Product code	Model	Description
281395	OA154	Protective cover
281381	OA143	Pole set
281384	OA146	Container fall prevention frame
281385	OA147	Stage for lab jacks
281587	OA183	Power cord (round terminal 2m)
281382	OA144	Aluminum block handle
281383	OA145	Dual-handed aluminum block handle

Magnetic Stirrer with Hot Plate

MFH800 / MFH810



Speed Range 50 ~1600 rpm

Temp. control range RT +25°C to 310°C

Strong magnetic stirrer with hot plate for chemical synthesis experiments

Operation and functions

- Simple and intuitive operation
- Variable and convenient rotation functions
- Corrosion and chemical resistant ceramic coating stirring plate
- Equipped with circuit protector
- Strong magnetic force allows continuous stirring even when flask is removed
- Stirrer detachment detection function
- Recommended to work together with oil bath BOG and BOS Series
- Multiple options for aluminum block systems for oil-less synthesis experiments



281568



281424



281421 / 281422



281430



281577

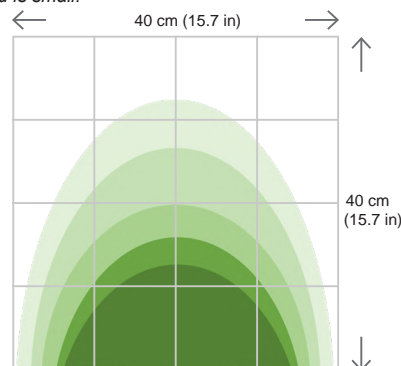
Specifications

Model	MFH800	MFH810
Max. stirring capacity (H ₂ O)	20L	
Plate material	Aluminum die casting (ceramic coating)	
Plate dimensions	Ø135 diameter	
Speed range	50 to 1600 rpm (set in 10 rpm increments)	
Temperature control range	RT +25°C to 310°C (set in 1°C increments)	
Temperature control accuracy	±1.5°C @ 100°C (internal temperature sensor) ±1.0°C @ 50°C (external temperature sensor)	
Motor	DC brushless motor (31W)	
Magnet	Neodymium magnet	
Display	White LED digital display	
Temperature control method	PID control	
Temperature sensor	PT100	
Heater	600W mica heater	
Exterior parts material	Aluminum die cast	
Rotation mode	Constant speed, step-out detection, intermittent, auto reverse, slow-up	
Safety functions	Overcurrent fuse, temperature upper limit error, overheating prevention (fixed temperature), high temperature warning	
Additional features	Service outlet, temperature high limit function, power failure recovery mode selection, calibration offset function	
Standard load capacity	30 kg or less	
Overcurrent fuse capacity	For internal circuit: 7A	For internal circuit: 5A
	For service outlet: 5A	
External dimensions WxDxH	165 × 275 × 90 mm	
Power supply (50/60 Hz)	115V 6A	220V 3A
Weight	3 kg	
Included accessories	1 heat plate, 1 protective cover, 2 screw caps, 1 power cord, 1 spare fuse (internal circuit, service outlet), 1 external temperature sensor	

Magnetic Force

Strong magnetic force allows stirring to continue even when flask is removed from the stirring table.

Range that can be stirred varies depending on the shape of the stirrer and the viscosity of the sample, but the figure shows an image of the range that can be stirred when the load is small.

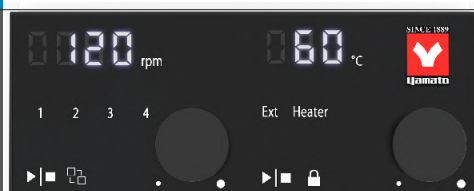


MFH800 with aluminum block samples

MFH800 + 281422



Control Panel




Rotation Mode Display

When mode number LED is off, unit rotates at a constant speed.


- No. 1: Step out detection
- No. 2: Intermittent
- No. 3: Auto reverse
- No. 4: Slow-up

Optional items

Product code	Model number	Description
281396	OA155	Protective cover
281394	OA153	External temperature sensor
281381	OA143	Pole set
281384	OA146	Container fall prevention frame
281385	OA147	Stage for lab jack
281587	OA183	Power cord (round terminal 2m)
281382	OA144	Aluminum block handle
281383	OA145	Dual-handed aluminum block handle



Part Number	Code	Description	Weight	Compatible Containers
281432	OA167	Aluminum block	1.7 kg	Eggplant flask 200 mL
281436	OA171	Aluminum block	1.6 kg	Eggplant flask 300 mL
281566	OA172	Aluminum block	1.8 kg	Eggplant flask 500 mL
281567	OA173	Aluminum block	2.4 kg	Eggplant flask 1000 mL
281568	OA174	Aluminum block	2.4 kg	Eggplant flask 2000 mL
281572	OA175	Aluminum block	1.7 kg	Round flask 200 mL
281573	OA176	Aluminum block	1.7 kg	Round flask 300 mL
281574	OA177	Aluminum block	1.7 kg	Round flask 500 mL
281575	OA178	Aluminum block	2.4 kg	Round flask 1000 mL
281576	OA179	Aluminum block	2.4 kg	Round flask 2000 mL
281423	OA158	Aluminum plate	1.6 kg	Vial bottle Φ12 mm 40 frame
281424	OA159	Aluminum plate	1.4 kg	Vial bottle Φ15 mm 38 frame
281425	OA160	Aluminum plate	1.3 kg	Vial bottle Φ17 mm 38 frame
281426	OA161	Aluminum plate	1.3 kg	Vial bottle Φ18 mm 34 frame
281427	OA162	Aluminum plate	1.2 kg	Vial bottle Φ21 mm 30 frame
281428	OA163	Aluminum plate	1.7 kg	Vial bottle Φ30 mm 12 frame
281429	OA164	Aluminum plate	1.4 kg	Vial bottle Φ35 mm 12 frame
281421	OA156	Base holder	0.4 kg	Adapter block 1 dress up
281422	OA157	Base holder	0.6 kg	Adapter block 3 dress up
281434	OA169	Adapter block	0.6 kg	Eggplant flask 10 mL
281433	OA168	Adapter block	0.6 kg	Eggplant flask 20 mL
281430	OA165	Adapter block	0.6 kg	Eggplant flask 30 mL
281431	OA166	Adapter block	0.6 kg	Eggplant flask 50 mL
281435	OA170	Adapter block	0.5 kg	Eggplant flask 100 mL
281577	OA180	Adapter plate	0.6 kg	Vial bottle Φ12 mm 8 frame
281578	OA181	Adapter plate	0.6 kg	Vial bottle Φ16 mm 6 frame
281579	OA182	Adapter plate	0.5 kg	Vial bottle Φ24 mm 4 frame




Aluminum block
281568



Aluminum plate
281424



Base holder
281421 / 281422

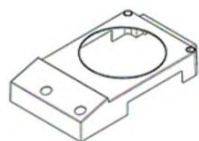


Adapter block
281430



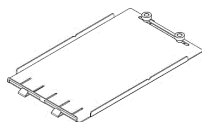
Adapter plate
281577

Part Number	Description	Code	Remarks
281395	Protective cover for MFD	OA154	Silicon protective cover protects the main unit from dirt and scattering of samples
281396	Protective cover for MFH	OA155	
281394	External temperature sensor	OA153	Sensor used when external temperature control is performed with MFH
281381	Pole set	OA143	Pole for fixing baths and mixers $\Phi 10 \times 480$ mm
281384	Container fall prevention frame	OA146	Variable frame to prevent containers such as beakers from falling when placed on the stirring table
281385	Stage for lab jack	OA147	Allows main unit to be placed on a lab jack
281587	Power cord (round terminal 2m)	OA183	Round terminal power cable
281382	Aluminum block handle	OA144	Handle to carry hot aluminum block with one hand
281383	Dual-handed aluminum block handle	OA145	Handles to carry hot aluminum blocks with both hands
231632	Muff	OLM44	$\Phi 5 \sim \Phi 13$ mm
231633	Muff	OLM46	$\Phi 6 \sim \Phi 17$ mm
231634	Muff	OLM48	$\Phi 9.5 \sim \Phi 29$ mm
231635	Double opening clamp	OLM50	Tightening adjustment range 3~55 mm, shaft $\Phi 10$ mm
231636	Double opening clamp	OLM52	Tightening adjustment range 3~80 mm, shaft $\Phi 20$ mm
222193	Glass tank for BOG100	OBO14	Mounted on MFH and used as an oil bath $\Phi 150$ mm 1.0L
222194	Glass tank for BOG200	OBO16	Mounted on MFH and used as an oil bath $\Phi 180$ mm 2.2L
281386	High magnetic agitator	OA148	Oval $\Phi 6 \times 15$
281390	High magnetic agitator	OA149	Octagon $\Phi 3 \times 13$
281391	High magnetic agitator	OA150	Octagon $\Phi 8 \times 13$
281392	High magnetic agitator	OA151	Octagon $\Phi 8 \times 38$
281393	Magnetic agitator	OA152	Micro $\Phi 2 \times 5$, set of 5
F-4028-02	Magnetic agitator	TB-20	$\Phi 7 \times 20$ 12 pcs.
F-4028-03	Magnetic agitator	TB-30	$\Phi 8 \times 30$ 12 pcs.
F-4028-04	Magnetic agitator	TB-40	$\Phi 8 \times 40$ 12 pcs.
F-4025-04	Magnetic agitator	A-43	$\Phi 13 \times 43$ 6 pcs.



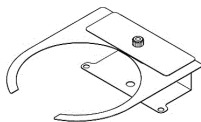
Protective cover (MFH)

281396



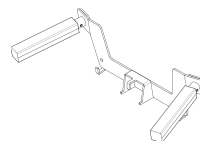
Stage for lab jack

281385



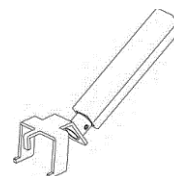
Container fall prevention frame

281384



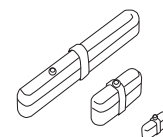
Dual-handed aluminum block handle

281383



Aluminum block handle

281382

High magnetic agitator
281390 / 281391 /
281392

Laboratory Stirrer



LT400/500 Series

Max. Speed Range 3,000rpm (400 model) 1,200rpm (500 model)

Operation Wide speed range
Wide torque range



LT400B

*Operational accessories purchased separately



LT series stirrers include LT400A and LT500A with higher torque, LT400B and LT500B with well-balanced speed and torque, and LT400C with high speed to support different applications.

- Highly sensitive feedback system keeps the set speed even with changing viscosity during stir
- Maintenance free DC brushless motor
- Digital speed indicator for accurate speed setting and confirmation
- Noise prevention measures for optimal work environment
- More safety-oriented design

Specifications

Model	LT400A	LT400B	LT400C	LT500A	LT500B
Viscosity of sample	High	Medium	Medium-low	High	Medium
Speed range	10~300rpm	15~600rpm	25~1,200rpm	15~600rpm	25~1,200rpm
Torque	0.9N•m (9.0kgf•cm)	0.5N•m (5.0kgf•cm)	0.3N•m (3.0kgf•cm)	1.0N•m (10.0kgf•cm)	0.6N•m (6.0kgf•cm)
Motor	DC brushless motor 30W				
Speed control	Feedback control				
Panel display	Digital speed display, Overload display ^{*1} , Torque indicator (20% gradation) ^{*2}				
Chuck	ø8mm drill chuck				
Safety device	Current limit circuit ^{*3} , Thermal protector ^{*4} , Drill chuck cover				
External dimensions	W146 x D154 x H165mm				
Power source	AC100V~AC125V 50/60Hz				
Power cord	Power supply cord with bipolar grounding type plug 2m				
Weight	2.4kg				
Included accessories	Clamp, Safety cover, Chuck handle				
Operational accessories*	Stirring shaft (stainless steel or glass), propellers (different types and sizes), stand and rod				

*1, When load exceeding the maximum torque is applied, tachometer display flashes.

*2, Torque indicator LED displays the loading status by 5 gradation.

*3, When load exceeding the maximum torque is applied, current limit circuit automatically controls the current to protect the motor.

*4, When temperature of the motor exceeds the upper limit temperature, thermal protector shuts off the current flowing to the motor and prevents it from burnout.

Digital Laboratory Stirrer

LR500A/B Series

Max. Speed Range 1,000rpm

Operation Low noise
Maintenance free

- DC brushless motor considered superior in safety as there are no brushes to cause sparks and no brush replacement required
- Direct-drive system reduces noise and require low maintenance
- Achieves high torque enabling stirring of high viscosity solution
- Digital tachometer for easy speed setting and


confirmation

- Load on the stirring shaft can be monitored by LED2 display. An overload lamp turns on when exceeding the maximum load, stopping the motor automatically
- Revolution feedback control function can maintain the setting rate despite change of load (especially suitable for high viscosity samples)

Specifications

Model	LR500A	LR500B
Speed range ^{*1}	34~340rpm	100~1,000rpm
Max. torque	1.96N•m (20kgf•cm)	0.98N•m (10kgf•cm)
Display of speed / torque	Digital, 3-digit / Green LED, 2 Steps + Overload Display	
Motor (brushless DC)	70W	100W
Speed control	Speed Feedback Control	
Safety device	Stops when overloaded	
Stirring function / shaft dia.	Gearless Direct Drive Type / ø10mm	
Power source	AC100 -125V, 50/60Hz, 3A	AC100 -125V, 50/60Hz, 3.5A
Included accessories	Stirring shaft (Ø10*500mm), 75mm 4-blade propeller, clamp	
Operational accessories*	Stand and rod	
Optional accessories	Propellers (different types and sizes), vacuum adapter, extra long stirring shaft (Ø10*800mm), glass stirring shaft	

*1, No load



LR500A

*Operational accessories purchased separately

Adapter for depressurizing stirrer (for LT400/500)

Material	Fluoride resin & Nitrile rubber		
Stirrer shaft	ø8mm		
Vacuum level	6.7Pa (5×10 ⁻² Torr)		
Accessories	Oil Seal (Nitrile rubber) 2pcs.		
Joint type	T24/40	Product code	231380
	T29/42		231381



Additional stirrer support (for LT400/500)

Product code	231382
Size	Max. 3L beaker 2pcs.
Stirrer shaft	ø8mm
Stirrer shaft interval	135mm
Belt	O-ring (VitonP120)
Accessories	Hexagon wrench (2pcs.)
	Belt (1pc.)
	Chuck handle (1pc.)
	Clamp (1pc.)
	Puller (1pc.)



Adapter for depressurizing stirrer (for LR500)

Material	Fluoride resin & Nitrile rubber		
Stirrer shaft	ø10mm		
Vacuum level	6.7Pa (5×10 ⁻² Torr)		
Accessories	Oil Seal (Nitrile rubber) 2pcs. Stirring propeller for small mouth		
Joint type	T24/40	Product code	231097
	T29/42		231098



Additional stirrer support (for LR500)

Product code	231096
Size	Max. 3L beaker 2pcs.
Stirrer shaft	ø10mm
Stirrer shaft interval	135mm
Belt	O-ring (VitonP120)
Accessories	Hexagon wrench (2pcs.)
	Belt (1pc.)
	Chuck handle (1pc.)
	Clamp (1pc.)
	Puller (1pc.)



*Use with propeller less than 60mm

PTFE Stirring shaft and propeller



Product code	Product name	Model	Rod diameter	Length	Propeller	Material
F-4011-01	PTFE coated stirring shaft (with propeller)	LT400/500	ø8mm	450mm	Length 80mm	PTFE upper stainless
F-4012-04	PTFE coated stirring shaft (with propeller)	LT400/500	ø8mm	500mm	Length 100mm	PTFE internal iron core
F-4013-01	PTFE large stirring shaft	LT400/500	ø8mm	600mm	Width 16 x length 80mm	PTFE internal stainless bar
F-4013-02		LR500	ø10mm	800mm	Width 20 x length 120mm	PTFE internal stainless bar
F-4014-04	PTFE propeller type coated stirring shaft	LT400/500	ø8mm	450mm	Dia. ø52mm	PTFE upper stainless



Product code	Product name	Rod diameter	Length
F-4053-01	PTFE coated stirring shaft for LT400/500	ø8mm	350mm
F-4053-02		ø8mm	450mm
F-4053-03		ø8mm	500mm
F-4053-04		ø8mm	600mm

● F-4022 and F-4053 must be purchased together

Product code	Product name	Propeller diameter
F-4022-01	PTFE coated half-moon blade propeller	40×16mm×3t
F-4022-02		50×19mm×3t
F-4022-03		60×19mm×4t
F-4022-04		75×20mm×4t
F-4022-05		90×24mm×4t
F-4022-06		100×24mm×4t
F-4022-07		125×30mm×5t
F-4022-08		150×30mm×5t

Propellers



4-blade propeller

Standard
Material: Stainless steel SUS 304

Product code	Propeller diameter	Mounting screw
280078	75mm	M5
280079	60mm	M5
LR41AY0003	40mm	M5



Folding propeller

For narrow mouth bottle (up to I.D.18mm)
Material: Stainless steel SUS 304


Product code	Propeller diameter	Mounting screw
LR41AY0006	45mm	M5



2-blade glass propeller

Use for corrosive or strong acid samples
Material: Hard glass

Product code	Model	Propeller Ø	Shaft Diameter
231385	LT400/500	60mm	ø8



2 blade propeller

For wide mouth bottle. Use for high viscosity samples.
Material: Stainless steel SUS 304


Product code	Propeller diameter	Mounting screw
LR41AY0009	100mm	M5
LR41AY0008	28mm	M5



Round plate turbine

Use for deep container for less air intake during stirring
Material: Stainless steel SUS 304

Product code	Propeller diameter	Mounting screw
LR41AY0022	100mm	M5
LR41AY0010	60mm	M5



2 stage round plate turbine

Material: Stainless steel SUS 304

Product code	Model	Propeller Ø	Mounting screw
2310630101	LR500	60mm	ø10
231386	LT400/500	60mm	ø8

Stirring shaft

Product code	Model	Diameter	Material
231384	LT400/500	500mm ø8mm	SUS316
LR41AY0002	LR500	800mm ø10mm	



Fixing Support for Water Bath (for LT400/500, LR500)

Max. thickness of container's edge	Max. 35mm
Stirring shaft's changeable angle	Up to 60°
Product code	231032



Stand & Rod Set

Product code	Product name	Dimension
LR-41-124	Stand & rod set	~7kg
2310030209	Rod	Length 725mm E.D. 25mm
YSA000194	U-stand	Width 400mm Depth 420mm



Heating Magnetic Stirrer



MB800-115V

Stirring rate 70 ~ 1200 rpm

Stirring capacity 100 ml to 10L



Equipped with optimum heat prevention function for oil bath

- Chemical-proof, anodized aluminum finish top plate
- Employs a magnetic stirrer bar to agitate solutions
- High-powered electronic controlled AC motor which provides stable rotation
- Power supply to the outlet for oil bath can be cut off and stopped when the temperature of the bottom of the oil bath reaches the specified value
- Suitable for BO500 oil bath

Specifications

Model	MB800-115V
Top plate material	Aluminum
Top plate dimensions	W250xD270 mm
Stirring capacity	100 ~ 10000 ml
Stirring rate	70 ~ 1200 rpm
Temp. control	Triac input control type
Motor	AC motor, condenser motor
Overheat prevention function	70 to 200°C
Sensor	Thermistor type
Safety device	Overheat prevention device for oil bath, earth leakage breaker
Power source (50/60Hz)	AC115V 8.7A <i>with external transformer</i>
External dimensions*	W250 x D270 x H150 mm
Weight	~4.2kg
Included accessory	Magnetic stirrer bar 40mm 1pc.

* Protrusions excluded

Compact Shaker



MK161-115V MK161-220V

Shaking frequency 20 ~ 200 rpm

Shaking range 30 mm

Rotary, elliptical and reciprocate motion

- Compact, space saving design
- Changeable rotary, elliptical and reciprocate motion for mixing, extracting and stirring of samples
- Stable and high torque shaking power and speed with the DC brushless motor
- Shaking frequency and timer are dial setting and digital display
- Shake pause function, timer function and constant operation by one switch
- Selectable mixing, extracting and stirring patterns when used with different shaking stage and racks (optional item)
- Can be placed inside IN604W incubator for shaking incubation

Specifications

Model	MK161-115V MK161-220V
Shaking mode	Rotary, Elliptical and Reciprocate (manual operation)
Shaking range	Rotary:30mm Reciprocate: 30mm
Shaking frequency	20~200rpm
Frequency controller	Dial Setting, Digital Display
Timer	Dial Setting, Digital Display / Digital 0.1min. (6 sec.) to 99.9hr.
Shaking stage dimensions	Main Unit : W300 x D254mm, Stage : W290 x D250mm
External dimensions	W350 x D300 x H150mm
Weight	~15kg
Power source 50/60Hz	AC115V 0.5A AC220V 0.3A



Example of using mounting stage and erlenmeyer flask holder clamps (optional)




Incubator IN604W with optional slide shaker stage and MK161 shaker

*Glassware not included.


Operational accessories

Mounting stage



Capacity	Number of erlenmeyer flask clamp
100ml	10pcs
200ml	9pcs
300ml	5pcs
500ml	4pcs
1,000ml	2pcs
Product code	232061


Erlenmeyer flask holder clamp



Product code	Capacity	No. of clamps
232062	100ml	10 pcs.
232063	200ml	9 pcs.
232064	300ml	5 pcs.
232065	500ml	4 pcs.
232066	1,000ml	2 pcs.

*Mounting stage sold separately

Diagonal rack holder



Diagonal erlenmeyer flask holder		
Product code	Capacity	No. of unit
232067	100ml	3 pcs
232068	200ml	2 pcs
232069	300ml	2 pcs

*Mounting stage sold separately

Diagonal test tube holder		
Product code	Diameter	No. of unit
232080	ø12mm	50 pcs
232081	ø16.5	20 pcs
232082	ø18	20 pcs

*Mounting stage sold separately

Diagonal centrifugal tube holder



For spitz tube		
Product code	Size	No. of units
232070	15ml	12 pcs.

For 50ml centrifugal tube

Product code	Diameter
232083	ø29mm

*Mounting stage sold separately


Non-skid sheet



Product code	Dimension (W x D x H)
232084	290 x 250 x 30

*Mounting stage sold separately


Single spring shaking rack



Dimension (W x D x H)	
290 x 250 x 66mm	
Number of test tube: ø16mm test tube x 64 (45°inclination)	
Number of erlenmeyer flask 50mlx20pcs, 100mlx10pcs, 200mlx9pcs, 300mlx5pcs, 500mlx4pcs, 1000mlx2pcs	
Product code	232050

*Mounting stage not necessary
This can be set directly to the main unit.

Two layer spring shaking rack



Dimension (W x D x H)	
290 x 250 x 110mm	
Number of test tube: ø16mm test tube x 64 (45°inclination)	
Number of erlenmeyer flask 50mlx20pcs, 100mlx10pcs, 200mlx9pcs, 300mlx5pcs, 500mlx4pcs, 1000mlx2pcs	
Product code	232056

*Mounting stage not necessary
This can be set directly to the main unit.

*Glassware not included.

Laboratory Shaker

Vertical / Horizontal / Rotary / Double-sided vertical shaking motion

SA300-115V SA300-220V / SA320-115V SA320-220V
SA400-115V SA400-220V



SA300/400 20~300rpm

SA320 20~210rpm

Shaking width 40mm



SA320 with test tube holder

Test tube and funnel holders sold separately

SA300 with separating funnel holder

Glassware not included



SA320 with separating funnel holder

Funnel holders sold separately

SA400 with separating funnel holder

Glassware not included

The SA300 achieves two dimensional shaking (horizontal and vertical), while the SA320 enables rotary shaking and SA400 is double-sided vertical shaking. All models are efficient in extraction, culture and mixture stirring of samples.

- Stable turns from low to high speed can be obtained
- Compact and equipped with a powerful shaking load
- Easy-to-use dial settings for shaking frequency and digital displays.
- Possible to switch between timer operation and continuous operation
- Various holders can be easily attached and removed and are extremely durable

SA300/320

- The main unit shakes vertically, but it can be laid on the side to shake horizontally

SA400

- 6 pieces of 1 liter liquid sample holder and 4 pieces of 2 liter liquid sample holder can shake simultaneously
- Double sided shaking possibility

Specifications

Model	SA300-115V SA300-220V	SA320-115V SA320-220V	SA400-115V SA400-220V
Shaking method	Horizontal / Vertical shaking		Double sided vertical shaking
Max. number of sample holder	100ml x 5, 300ml x 4, 1000ml x 3 200ml x 4, 500ml x 4, 2000ml x 2		100ml x 10, 300ml x 8, 1000ml x 6 200ml x 8, 500ml x 8, 2000ml x 4
Shaking speed: horizontal	20~300 rpm		None
Shaking speed: vertical	20~300 rpm		20~300 rpm
Speed setting display	Dial setting		Dial setting / Digital display
Timer	Dial setting 0~60 min. (minimum scale 5 min.). Continuous switching function		
Motor	DC motor 90W		
External dimensions	W460 x D460 x H423		W520 x D460 x H483
Weight	~40kg		~39kg
Power source (50/60Hz)	Single phase AC115V 2A Single phase AC220V 1A		
Included accessories	Fuse x 1, carbon brush x 1		

Horizontal Shaking



Rotary + Horizontal Shaking



Vertical Shaking



Rotary + Vertical Shaking



Operational Accessories

Centrifugal tube holder



For all models
Horizontal / vertical shaking

Dia. 16~35mm
Length 110~130mm
18 pcs.

Product code 232087

Test tube holder



For SA300/320
Horizontal shaking

Dia. 16.5~18mm
Length 160~190mm
18 pcs.

Product code 232086

Separating funnel holder



For all models
Vertical shaking

50ml
100~1000ml
2000ml

Product code 232089

Separating funnel holder



For all models
Vertical shaking

100~1000ml

Product code 232096

Mounting stage



For SA300/320
Horizontal shaking

Capacity	No. of pcs.
100ml	28
200ml	19
500ml	14
1L	9
Product code	232095

Erlenmeyer flask holder clamp



For SA300/320
Horizontal shaking

Product code	Capacity	No. of pcs.
232062	100ml	10
232063	200ml	9
232064	300ml	5
232065	500ml	4
232066	1L	2

Diagonal rack




For SA300/320
Horizontal shaking

Diagonal erlenmeyer flask holder		
Product code	Capacity	
232067	100ml	
232068	200ml	
232069	300ml	
Diagonal test tube holder		
Product code	Size	No. of pcs
232080	ø12mm	50
232081	ø16.5mm	20
232082	ø18mm	20

Mounting stage sold separately

Non-skid sheet




For SA300/320
Horizontal shaking

Thickness 1mm
W450 x D396mm

Product code 232071

Mounting stage sold separately

Test tube rack holder



For SA300/320
Vertical horizontal shaking

Max. test tube rack
W238 x D121 x H105mm
2 lines

Product code 232088

Mounting stage sold separately

Erlenmeyer flask holder



For SA300/320
Horizontal shaking

Adjustable 100~1000ml

Product code 232097

Two layer spring shaking rack



For SA300/320
Horizontal shaking

320 pcs. of ø16 test tube
(Pitch 20mm)

Product code 232079



Yamato Thermal Resistivity Test System

Contents


TE100	-----	Page 3
-------	-------	--------

NOTES

Handwriting practice lines consisting of 20 horizontal dashed lines.

Thermal Resistivity Test System

Thermal Evaluation of Metallized Ceramic Substrates



TE100

Specimen load 10 kg

Sampling rate 100 sampling/sec (max)

Temperature characteristics Resolution $\geq 0.01^{\circ}\text{C}$

Electrical resistance measurement error $\pm 0.1\text{m}\Omega$ (range 70-130 Ω)

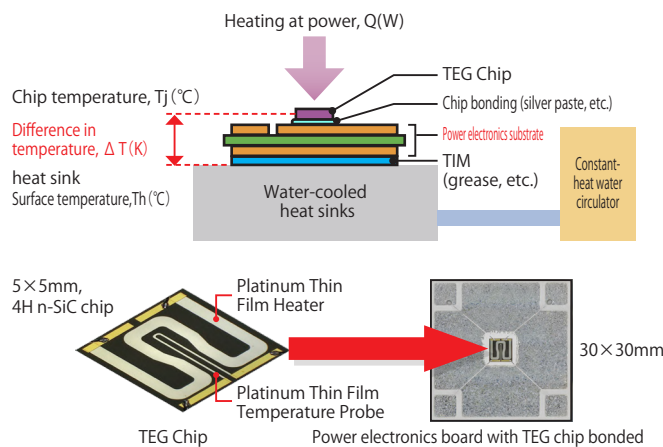
- Evaluates thermal characteristics (thermal resistance) of power device substrates
- Capable of evaluating heat dissipation characteristics due to module structure
- Capable of measuring and evaluating heat dissipation characteristics of individual substrate materials
- Evaluated according to "International Organization for Standardization ISO 4825-1:2023"

Effective thermal resistance of power electronics board, $R_{th}(\text{K/W})$

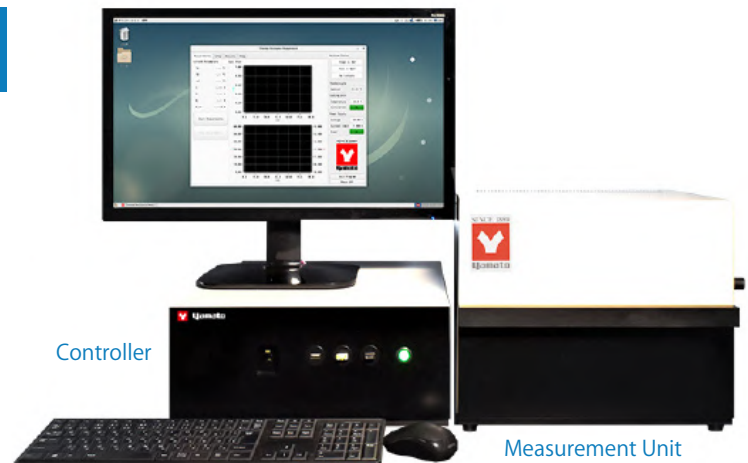
Can be calculated from chip temperature, heatsink surface temperature, and applied power

Thermal Resistance Calculation Method

$$\text{Formula: } R_{th} = \Delta T / Q$$



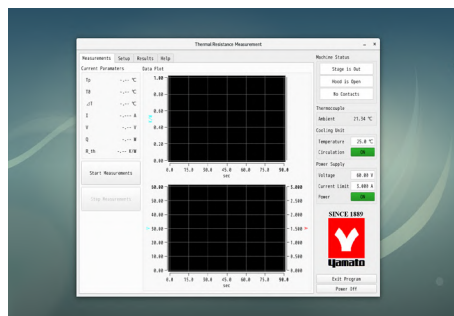
Equipment Configuration



* Monitor, keyboard and mouse to be provided by the user

ANALYSIS SYSTEM (SOFTWARE) AS STANDARD

- Simple operation screen with "Setting", "Measurement", "Result", and "Help"
- Centralized Heating of TEG Chips and cooling by CFA302 Water Circulator



SPECIFICATION OF TE100

Compatible specimen size (ISO4825-1:2023)		30 x 30 mm
Specimen load		10 kg
Temperature characteristics		Resolution $\geq 0.01^{\circ}\text{C}$
Electrical resistance measurement error		$\pm 0.1\text{m}\Omega$ (70 ~ 130 Ω)
Sampling rate		100 sampling/sec (max)
Supply voltage		AC100V 50/60Hz
Size	Controller	W380 x D470 x H180mm
	Measurement unit	W380 x D400 x H320mm

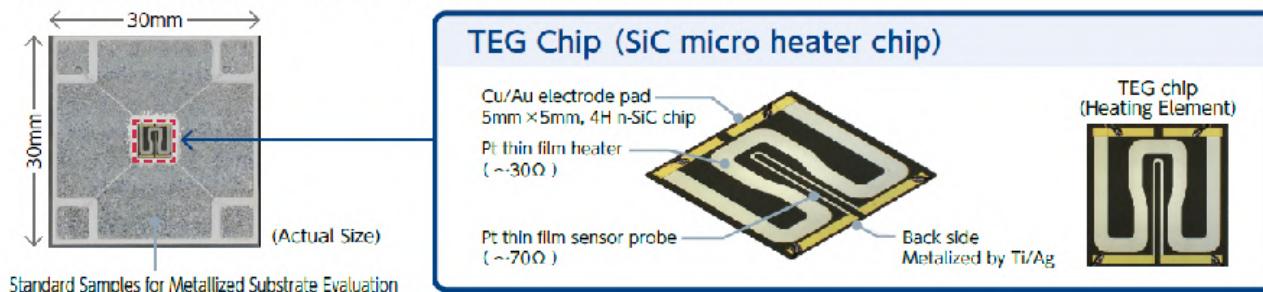
ISO 4825-1:2023

Fine ceramics (advanced ceramics, advanced technical ceramics) --
Test method for thermal property measurements of metallized ceramic substrates
Part 1: Evaluation of thermal resistance for use in power modules.



TEG CHIP (CONSUMABLE)

The TEG Chip is Attached to a Sample for Evaluation, such as a Metallized Substrate.



SPECIFICATION OF TEG CHIP

Heat generation intensity	1KW / cm ²
Maximum input power	about 250W.
Temperature increase rate	1.4×10 ⁴ K/sec
Size	W5×D5×H0.35mm

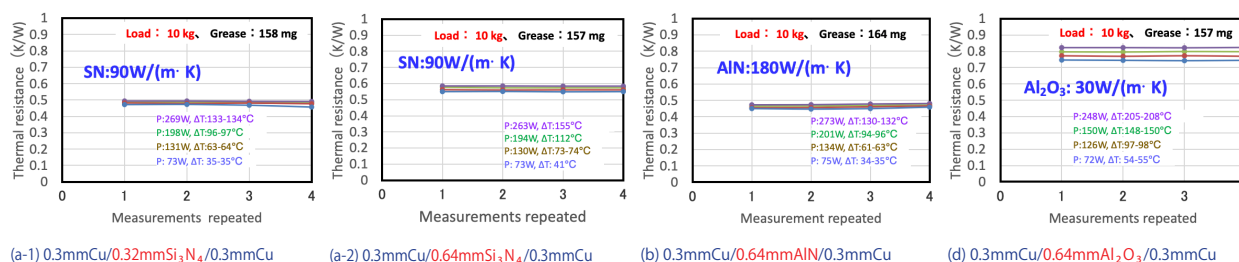
SPECIFICATION OF CIRCULATOR CFA302

Circulation Method	External Closed System Circulation
Cooling Method	Air cooling
Temperature control range	- 10 ~ 60°C
Power supply	AC100V 13.8A
Size	W380×D565×H725mm



Thermal property measurements with good reproducibility

Determine slight differences in thermal resistance due to ceramic materials and thicknesses



Target Markets for TE100

- Power semiconductors, such as for automotive, electrical, and railroad applications. It contributes to high thermal conductivity design of semiconductors.
- Ceramic substrate manufacturer
- Heat transfer material manufacturer (grease, heat transfer sheets)
- Diamond attach bonding material manufacturer
- Heat sink manufacturer

Is TE100 only applicable to metallized ceramic substrates?

It can be applied to ceramic substrates, heat transfer materials, heat sinks, and other power semiconductor components.



Yamato Water Circulators & Cold Trap

Contents

Water Circulator & Cold Trap Overview Page 2

Water Circulator (Chiller)

CB 100 Page 3

CFA 302 Page 4

CF Series Page 5

Cold Trap

CA 301 Page 7




CB100



CFA302



CF303Y
CF313Y



CF802A



CA301

Water Circulator (Chiller)

Water Circulator (Chiller)

Purpose

Supplies a source of temperature controlled fluid, typically water, which removes heat from a process

Benefits

Keeps water in the condenser at a stable low temperature thereby creating ideal conditions for collecting the maximum amount of solvent

Cold Trap

Purpose

Efficiently collects moisture and harmful vapors by trapping them in the container and keeping them from reaching the vacuum pump

Benefits

Protects vacuum pumps

For oil-sealed pumps, collection of vapors is critical to prevent them from getting into the vacuum pump where they would condense and contaminate the pump's oil which will eventually cause loss of efficiency or irreparably damage pump

Protects the environment

For dry pumps, collection of vapors makes the evaporation system a closed system, preventing vapors from passing through the vacuum pump and into the environment

Increases evaporation rate

Vapors are collected as a frozen solid and are therefore not condensed inside the vacuum tubing, which would slow evaporation

Specifications

Type	Series	Temperature range	Dehumidifying capacity	Capacity (L)	Features	Application	Recommended in combination with
Water Circulator (Chiller)	CB100	-10°C to 80°C	N/A	3.4L	<ul style="list-style-type: none"> ● Closed circulation system ● Environment friendly coolant used for refrigeration ● Less energy use and less cooling capacity loss by fixing the heat resistant lead ● Can connect four (4) Rotary Evaporators when using CF802A 	<ul style="list-style-type: none"> ● Used for many cooling applications 	Viscometer Spectrofluorometer
	CFA302	-10°C to 60°C	N/A	13L			TE100 Thermal Analyzer
	CF303Y CF313Y	-20°C to 30°C no heating function	N/A	3.9L			Rotary evaporator
	CF802A		N/A	15.5L			
Cold Trap	CA301	Max lowest temperature -45°C	Max 0.9 kg (water type liquid)	4L	<ul style="list-style-type: none"> ● A worry-free system which can be operated without adding dry ice or liquid nitrogen ● Uses environment friendly and CFC-free refrigerant ● Standard equipped with stainless steel condenser / option for glass trap for corrosives ● Space saving and highly mobile on wheels, equipped with stoppers in the front caster wheels 	<ul style="list-style-type: none"> ● Large amount of outgassing or contaminants that may be present ● Large amount of liquid that must be removed from the vacuum environment (e.g. freeze drying) 	Vacuum oven Freeze dryer

Benchtop Water Circulator (Chiller)

Precision low temperature, compact water circulator

CB-100

**MADE
IN
JP**

Operating temp. range -10°C ~ 80°C

Capacity ~3.4L (Liquid volume 2.3L)



■ Operation and functions

● Wide temperature range of -10 ~ 80°C

Can be used for various applications such as maintaining temperature for cell samples in a spectrofluorometer and a viscometer

● High head and flow rate

Lift is ~3.3/4.7m (50/60 Hz), which is very high in this class, so even piping with pressure loss can be circulated sufficiently. In addition, the maximum flow rate is as large as ~6.8/8.0L/min (50/60 Hz). The lift and flow rates allow stable circulation even when installed under a desk.

● Easy to clean cooling air intake filter

Filter mounting plate located on the front of the unit can be easily removed when cleaning

● Standard equipped with drain

Maintenance work such as replacement of liquid can be easily performed. After use, it can be stored in the space inside the main unit.

● Nozzle can be used in any orientation

Since the nozzle is freely rotatable, it can be installed in any direction

● Compact

With a width of 180mm and a depth of 360mm, it is ideal for limited spaces

● Low GWP value that is friendly to the global environment

Since the alternative CFC refrigerant R-134a is used, the global warming potential is as low as 1430, good for the global environment.

■ Specifications

Model		CB-100
System/circulating water		Closed circulation / tap water, anti-freeze solution (for 10°C or lower)
Temperature control system		Refrigerator control + heater PID control -10 to 50°C: Refrigerator ON, control by heater PID 50.1 to 80°C: Refrigerator OFF, control by heater PID only
Operating ambient temperature range		5 to 30°C
Performance	Temperature setting range	-10°C to 80°C
	Temperature setting range for refrigerator continuous use	-10°C to 50°C
	Max. flow rate ^{*1}	8 L/min.
	Max. head ^{*1}	4.7m
	Temperature control accuracy ^{*2}	±0.1°C
Function / Configuration	Cooling capacity (liquid temp) ^{*3}	~230W (liquid temp. at 10°C)
	Controller	7-segment 3-digit white LED digital display, key input, resolution: 0.1°C
	Control heater	115V 650W stainless steel
	Refrigerator / Refrigerant	Air cooling / 100W / R134a
	Temperature sensor	Pt100Ω
	Circulation pump motor	Induction motor 40W
	Cooling pipe	Stainless steel 304
	External input	External temperature sensor input connector
	User function	Calibration offset, auto-resume mode select
	Circulation system	Control unit front side, one system / One touch connector (swivel type, L type) / Flow rate valve
Safety devices		Overcurrent ELCB, temp. sensor failure, temp. rise/fall alarm (operation continues), temp. upper/lower limit error (operation stops), float switch for dry heating prevention, refrigeration overload relay, refrigerator high pressure cut-off switch, fan motor protection, circulation pump thermal protector, delay timer for refrigerator protection, overheat prevention device
Standard	Water bath material	Stainless steel
	Water bath capacity	~3.4L (Liquid volume 2.3L)
	Power source	Single phase AC115V 13A, with plug
	External dimension (WxDxH) (including protrusions)	180 x 360 (440) x 553 (600) mm (including protrusions)
	Weight	~22kg
Included accessories		Hose nozzle 10mm O.D. connection (for flexible hose connection (2), knurled screw (2))

^{*1} Pump performance based on tap water at 20°C

^{*2} Circulating water -10 to 10°C: Nybrine/10.1 to 80°C water. Performance based on 115V 60Hz supplied power, being short circuited, no load applied.

^{*3} Performance based on 115V 60Hz supplied power and 23°C ambient temperature.

■ Control Panel



■ Filter Mounting Plate



■ Compact



Water Circulator (Chiller)

Externally-sealed precision circulation system

CFA-302



Operating temp. range -10°C ~ +60°C

Capacity ~ 13L



■ Operation and functions

- Provides highly accurate circulating water with an operating temperature range of -10 to 60°C and a temperature control accuracy of $\pm 0.1^\circ\text{C}$
- Demonstrates powerful cooling ability of 370W as a cooling device. (at liquid temperature 10°C, room temperature at 20°C)
- Air-cooled, which generates less heat from the device
- Standard equipped with a variety of support functions such as auto-stop operation, auto-start operation, temperature output terminal, and calibration offset function

■ Specifications

Model	CFA-302
PERFORMANCE¹	
Circulation method	External closed system circulation
Temperature control range	-10~+60°C
Setting temperature range	-15 ~ +65°C
Temperature control accuracy	$\pm 0.1^\circ\text{C}$ at 20°C JTM
Temperature fluctuation	$\pm 0.3^\circ\text{C}$ at 20°C JIS
Temperature display unit	0.1°C
Cooling capacity	~ 370W (318Kcal/h) at liquid temperature 10°C
Ambient temp. range	5 ~ 35°C
Circulation capacity (50/60Hz)	8.9/10.3L/min
Maximum flow rate (pump capacity)	(15.0/17.0L/min)
Circulation capacity (50/60Hz)	6.6/9.0m
Maximum head (pump capacity)	(8.0/11.0m)
CONFIGURATION	
Bath	Stainless steel SUS304
Temperature control system	PID control
Temperature sensor	Double sensor: Pt100Ω (for temperature control) K-thermocouple (for overheating prevention)
Temperature setting / display method	Digital setting
Refrigeration system/rated performance	Air cooling / 300W
Refrigerant	R404A 300g
Circulation pump	Magnet pump 45W
Heater	850W (SUS316)
Cooling coil	Copper nickel plating treatment
External circulation nozzle	Rc3/8 with discharge port and return ports outer diameter $\Phi 14$ mm hose nipple
Safety device	Earth leakage breaker, overheating prevention device, refrigerator overload relay protecting circuit, delay timer for refrigerator protection, refrigerator pressure detection, float switch, bypass for circulating pump protection, self-diagnostic functions (sensor failure, heater disconnection, SSR short circuit, main relay contact short circuit, automatic overheating prevention)
Other functions	Operation monitor, drain cock, key lock, calibration offset, temperature output terminal, refrigerator pressure indicator, condenser filter
STANDARD	
Tank dimension (WxDxH)	245 x 315 x 180 mm
External dimension (WxDxH) ^{*2}	380 x 565 x 725 mm
Water tank capacity	~13L
Power source	AC100V single phase 13.8A
Weight	~60kg
Included accessories	Drain hose 0.5m 1 piece overflow hose 0.5m 1 piece

¹ Performance at the environmental temperature of -20°C ± 5

² Outer dimensions excludes protrusions.

Water Circulator (Chiller)

Powerful closed circulation system with excellent cooling capacity



CF-303Y CF-313Y / CF802A

Operating temp. range -20°C~30°C no heating function

Capacity ~3.9L (Liquid vol. 3.5L) (CF303Y/CF313Y) ~15.5L (Liquid vol. 14L) (CF802A)



Operation and functions

- User-friendly controller
Controller with high visibility and improved operability. Possible to switch between measured temperature and set temperature.
- Convenient circulation pathway connection
Connection is completed by inserting a hard tube with 10 mm OD or flexible hose with 9mm ID. Connector can be freely moved and be set in the desired direction
- Easy drainage of condensate water
A condensation drain port is designed near the connector on the upper rear of the unit
- Easy to clean intake filter
Filter mounting plate located on the front of the unit can be easily removed when cleaning
- Compact size for easy installation (for CF303Y/313Y)
Requires minimal installation space. Can be installed on or below a laboratory table
- Space-saving solvent recovery device stored in the main body as secondary trap (option for CF802A)
Used to recover solvent gases remaining in the concentration recovery process

Specifications

Model	CF-303Y CF-313Y	CF-802A
PERFORMANCE		
System/circulating water	Closed circulation / tap water, anti-freeze solution (below 10°C)	Closed circulation / tap water, anti-freeze solution (over 10°C)
Operating ambient temperature range	5 to 35°C	
Temperature setting range ^{*1}	-20°C ~ 30°C (no heating function)	
Temperature control accuracy ^{*2}	±1.0 °C (≥ 0°C) ±1.5 °C (< 0°C)	±1.0°C
Temperature fluctuation ^{*2}	2.0 °C (≥ 0°C) 3.0 °C (< 0°C)	3.0°C
Cooling capacity (liquid temp) ^{*2}	~450W at 10°C ~330W at -10°C	~1320W at 10°C ~700W at -10°C
Max. flow rate ^{*3}	~ 10L/min.	~ 14L/min.
Max. head ^{*3}	~ 5.7m	~ 14.3m
CONFIGURATION		
Temperature control system	Refrigeration ON-OFF	
Temperature sensor	Pt100Ω	
Controller	White LED digital display, key entry, minimum digit of 1°C	
Refrigeration system/rated performance	Air cooling / 450W	Air cooling / 700W
Refrigerant	R452A	R410A
Cooling coil	Stainless steel	304 Stainless steel
External circulation connection port	Rear top panel, single line One touch connector (swivel type, L type) Flow rate valve (optional)	Rear top panel, single line One touch connector (swivel type, L type) Flow rate valve
Safety device	Overcurrent ELCB, temp. sensor failure, temp. upper/lower limit alert, temp. upper/lower limit error, refrigerator high pressure cut off switch fan motor protection, circulation pump protection, delay timer for refrigerator protection, overcurrent protection fuse (service outlet) for CF802, refrigerator overload relay (CF802)	
Other functions	Drain hose, condensate drain hose, Intake dust filter, cooling operation key, circulating pump key, calibration offset, auto resume function, service outlet (2A) for CF802A	
STANDARD		
Water bath material	Stainless steel	
Water bath capacity	~3.9L (Liquid volume 3.5L)	~15.5L (Liquid volume 14L)
Power source	Single phase AC115V 6.8A with plug Single phase AC220V 4A no plug	AC115V 15A with plug
External dimension (WxDxH) mm (including protrusions)	205 x 396 x 535 (225 x 434 x 564)	340 x 370 x 838 (340 x 408 x 920)
Weight	~30kg	~44kg
Included accessories	Condensation drain hose(1m)(1), Hose clamp (2), Hose nozzle (for flexible hose connection)(2), spare fuse for service outlet 2A (1) for CF802A	

^{*1} Unit does not feature heating function. Depending on ambient temperature or connection conditions, temperature may not reach -20°C.

^{*2} Performance based on 115V/220V supplied power and 20°C ambient temp. Temp. control accuracy and temp fluctuation are standards calculated accdg. to JTM K05 and JIS respectively.

^{*3} Pump performance based on tap water at 20°C

Features

Control Panel



Discharge and Return Ports



Filter mounting plate



Circulation Hose Connection



Easy installation



CF303Y / 313Y installed under the table



CF303Y / 313Y installed on the table

Optional items

Product name	Product code	Applicable models
Circulation Connection (fittings)	Check manual for fitting components	All models
Circulation Connection (hoses)	Check manual for fitting components	All models
Strainer set	281482	All models
External interlock input terminal	281588	CF303Y
	281589	CF313Y
	281485	CF802A
Flow rate valve	281477	All models
Glass container (secondary trap)	281487	CF802A
Seal lid for external open connection	281479	CF802A

Cold Trap

MADE
IN
JP

CA301-115V CA301-220V

Maximum low temperature -45°C

Dehumidifying capacity 0.9 kg (Water type liquid)



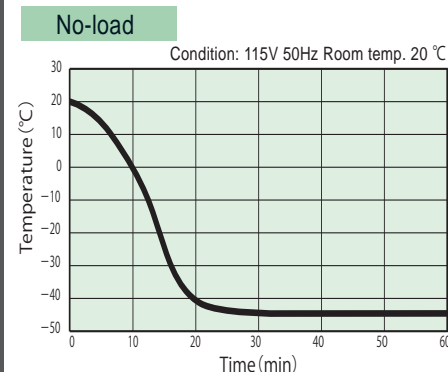
Efficiently traps water vapor and toxic substances discharged from rotary evaporator and vacuum oven to protect the vacuum pump

- Excellent choice to extract acid and organic solvents with the optional glass condenser
- Efficiently reduces vapor inhalation amount to the vacuum pump
- Can be used as a low temperature tank as well as pre-cooling tank
- Utilizes R404A
- Space saving and highly mobile on wheels

Specifications

Model	CA301-115V / CA301-220V
Method	Direct trap or Glass trap (optional)
Dehumidifying capacity	Max. 0.9kg (aqueous system)
Max. low temperature	-45°C
Time to achieve the maximum lowest temperature	20 minutes or less
Refrigerator	Air cooling, 400W
Refrigerant	R404A
Cooling coil	ID ø90mm SUS304
Lid	OD ø17.6mm with nozzle, SUS304
Bath shape / material	Cylindrical / SUS304
Ambient temp. range	5~35°C
Temperature display	7 segment LED
Temperature sensor	Platinum resistance temperature detector Pt100Ω
Safety devices	Electric leakage breaker with over current protection, refrigeration overload relay
Defrosting mechanism	None
Tank dimensions	I.D. ø153 x H 235 mm
Internal capacity	~4L (Liquid 3L)
Power source 50/60 Hz	AC115V 5.1A / AC220V 2.3A
External dimension WxDxH	345 x 475 x 726 mm
Weight	~50kg

Cooling Curve



Optional items

Product description	Product code	Function / Feature
Glass condenser set OCA10	221487	To trap acidic and organic solvents
Reducer for rubber tube		
brass ø30×ø18	242185	Used when connection size is different
brass ø30×ø12	242186	
SUS ø30×ø18	221496	
SUS ø30×ø12	241497	
SUS lid	281296	Lid of trap tank



Glass condenser set



Glass condenser



Stainless cover

NOTES

This image shows a full page of a handwriting practice worksheet. It consists of multiple sets of three horizontal dashed lines, evenly spaced across the entire page. These lines are designed to help children learn letter height and placement as they write. There is no text or other markings on the page.



Yamato Water Purification Systems

Contents

Auto Pure - The Flagship Deionized Model

WA300 Series	-----	Page 3
WC Series	-----	Page 5
WB Series	-----	Page 7
WG Series	-----	Page 9
WA400/200 Series	-----	Page 11
WH Series	-----	Page 13
Reverse Osmosis Pretreatment	-----	Page 15

Auto Still - The Distilled Water Model

WG253/WG1013	-----	Page 17
WG205	-----	Page 19

Pure Line - The Economical Deionized Model

WE200	-----	Page 21
-------	-------	---------

NOTES

[illegible]

Water Purifier - Auto Pure Type 1 Water

For General Lab Work: Ultrapure, Analytical



Benchtop WA301B: 120V / WA311B: 220V

Remote Dispense WA301R: 120V / WA311R: 220V

Water quality Type 1, 18.2 MΩ

Feed requirement < 20 uS

Flow 0.67 gpm
2.5 lpm

Water is purified using a stage purification process which includes high-purity ion exchange resins to remove dissolved minerals and internal recirculation to maintain purity. As water exits the system, a final filter removes particulates and bacteria to reach Type I water specifications.



WA Series Configuration

- Conditioning cartridge
- Polishing cartridge
- 0.2 micron filter

Features

- 2.5 LPM* of 18 MΩ Type 1 reagent water on demand
- Intuitive, user-friendly touch screen interface
- Real time quality monitoring with leak detection
- Compact design with remote dispense option**
- Quick change, no tools cartridge design**
- Large capacity, low cost consumable cartridges
- Premium quality ion exchange resin
- Low ownership cost**

* Reported flow rate is typical but can vary depending on supply pressure and system options

Applications

- General Chemistry
- Buffer Solutions
- Academia

Specifications

Model	WA301B/WA311B	WA301R/WA311R
Type	Benchtop	Remote dispense
Resistivity*	18.2 MΩ-cm	
Bacteria*	< 1 cfu/ml	
Particulates*	< 0.2 µm filtration	
TOC*	< 15 ppb	
Temperature	100°F / 30°C	
Pressure	90 PSIG Max. / 20 PSIG Min.	
Flow rate (typical)	0.67 Gallons Per Minute / 2.5 Liters Per Minute < 2.0 LPM	
Inlet connection	3/8" O.D. Tubing / 9.53 mm O.D. Tubing	
Dimensions (H x W x D)	21.6 in. x 14.7 in. x 14.4 in. (54.8 cm x 37 cm x 36.5 cm)	
Weight	42 lbs. dry / 47 lbs. operating (22.7 kg dry / 25 kg operating)	
Power requirements	120V, 60 Hz @ 1.0 amp / 220V, 50 Hz @ 0.5 amp	

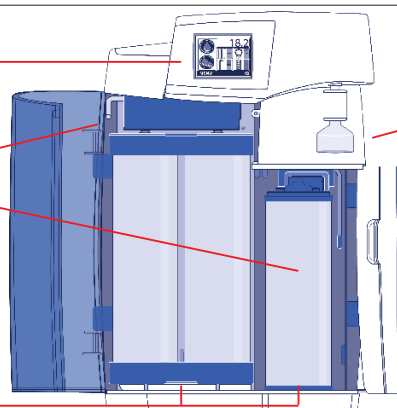
* Performance based upon RO / DI or Distillation Feed (< 20 uS/cm, < 50 ppb of TOC, 0.2 micron filtration)

System Highlights

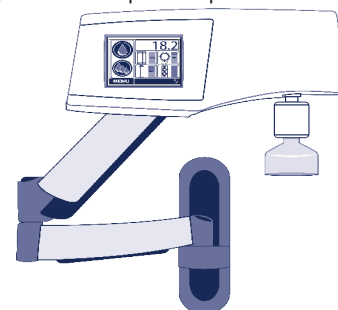
Intuitive Touch Screen Controls
Programmable Volume Dispense
Real-time Quality Monitoring & Alerts

Quick Change Cartridge Design

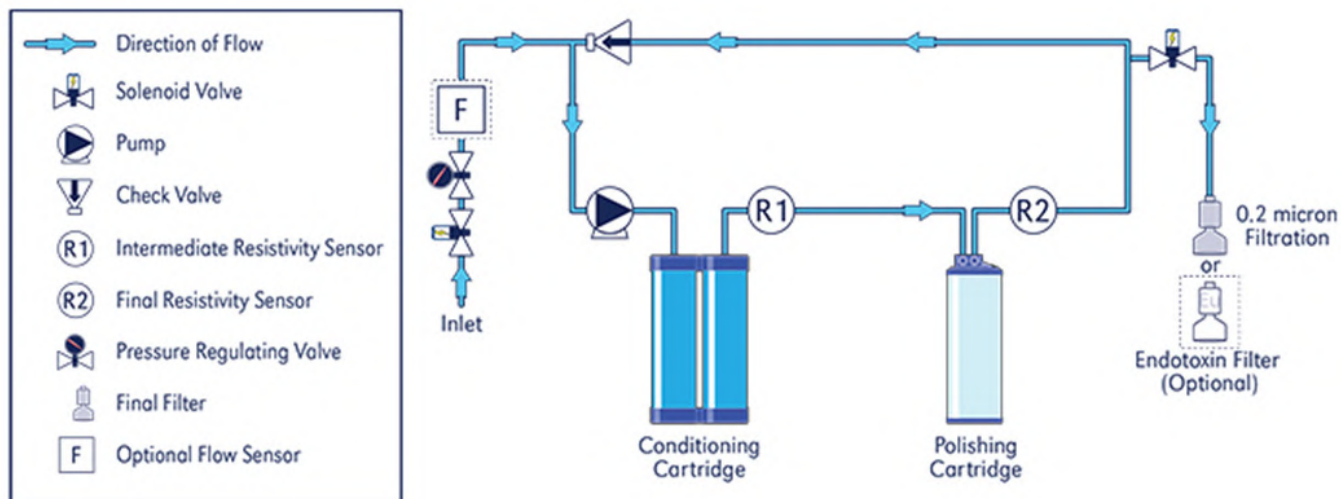
Large Capacity Cartridges filled with Premium ResinTech Media



Remote Dispense Option



Flow Diagram



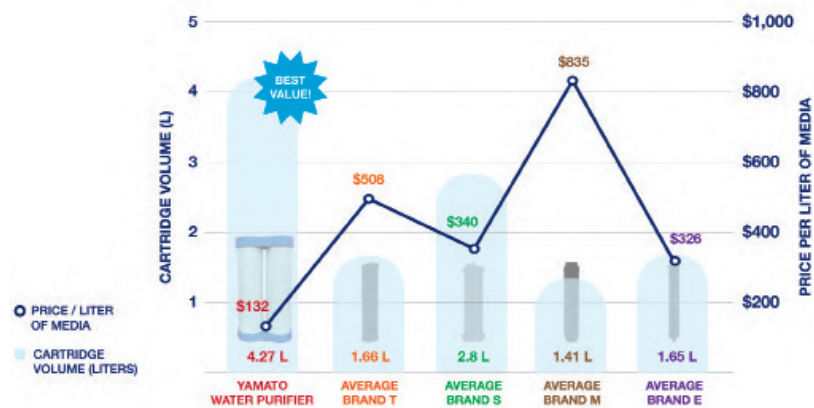
Additional System Components

Product code	Description
Installed Options and Accessories*	
ARI-PHADF	Direct Feed Port
ARI-PHADG	Recirculating Dispensing Gun
ARI-PHAWB	Wall Mount Bracket
Cartridges and Filters**	
ARI-PX135001	Dual Conditioning Cartridge (RO Feed)
ARI-PX135002	Dual Conditioning Cartridge (SDI / TAP Feed)
ARI-PX115103	Polishing Ultrapure Cartridge
ARI-PX115104	Polishing Ultrapure Low Organics Cartridge
ARI-PF006402	0.2 Micron Capsule Final Filter - 1/4" MNPT x 1/4" hose barb
ARI-PF007101	0.2 Micron Capsule Final Endotoxin Filter - 1/4" MNPT x 1/4" hose barb
Consumables	
ARI-HPA017	Sanitization Kit (includes cartridges, test strips, and gloves)

* Must be pre-ordered for factory installation


** Not included in a system and ordered separately

Best Value in Replacement Consumables



Model Configuration (aside from Benchtop)

Remote configuration



Wall mount with dispensing gun



Wall mount bracket and dispensing gun are options, sold separately

Water Purifier - Auto Pure **Type 1 Water**

For Organic and Analytical Chemistry: **Ultrapure, Analytical, Low TOC**



Benchtop WC301UVB: 120V / WC311UVB: 220V
Remote Dispense WC301UVR: 120V / WC311UVR: 220V

Water quality Type 1, 18.2 MΩ

Feed requirement < 20 uS

Flow 0.67 gpm
2.5 lpm

Water is purified using a staged purification process which includes high-purity ion exchange resins to remove dissolved minerals, and ultraviolet light for bacteria sterilization and TOC reduction. As water exits the system, a final filter removes particulates and bacteria to reach Type I water specifications.



WC Series Configuration

- Conditioning cartridge
- Polishing cartridge
- UV oxidation
- 0.2 micron filter

Features

- 2.5 LPM* of 18 MΩ Type 1 reagent water on demand
- Intuitive, user-friendly touch screen interface
- Real time quality monitoring with leak detection
- Compact design with remote dispense option**
- Quick change, no tools cartridge design**
- Large capacity, low cost consumable cartridges
- Premium quality ion exchange resin
- Low ownership cost**

* Reported flow rate is typical but can vary depending on supply pressure and system options

Applications

- High Performance Liquid Chromatography (HPLC)
- Gas Chromatography Mass Spectrometry (GC/MS)
- Inductively Coupled Plasma Mass Spectrometry (ICP-MS)
- Analytic Chemistry / Trace Organics

Specifications

Model	WC301UVB/WC311UVB (Benchtop) WC301UVR/WC311UVR (Remote Dispense)
Resistivity*	18.2 MΩ-cm
Bacteria*	< 1 cfu/ml
Particulates*	< 0.2 µm filtration
TOC*	< 5 ppb
Temperature	100°F / 30°C
Pressure	90 PSIG Max. / 20 PSIG Min.
Flow rate (typical)	0.67 Gallons Per Minute / 2.5 Liters Per Minute < 2.0 LPM
Inlet connection	3/8" O.D. Tubing / 9.53 mm O.D. Tubing
Dimensions (H x W x D)	21.6 in. x 14.7 in. x 14.4 in. (54.8 cm x 37 cm x 36.5 cm)
Weight	42 lbs. dry / 47 lbs. operating (22.7 kg dry / 25 kg operating)
Power requirements	120V, 60 Hz @ 1.0 amp / 220V, 50 Hz @ 0.5 amp

Other WC Series Configuration (includes TOC Monitor)

Product code and Description
WC301UVTB
Benchtop - with UV Oxidation Lamp and TOC Monitor 120V/60Hz
WC311UVTB
Benchtop - with UV Oxidation Lamp and TOC Monitor 220V/50Hz
WC301UVR
Remote Dispense - with UV Oxidation Lamp and TOC Monitor 120V/60Hz
WC311UVR
Remote Dispense - with UV Oxidation Lamp and TOC Monitor 220V/50Hz

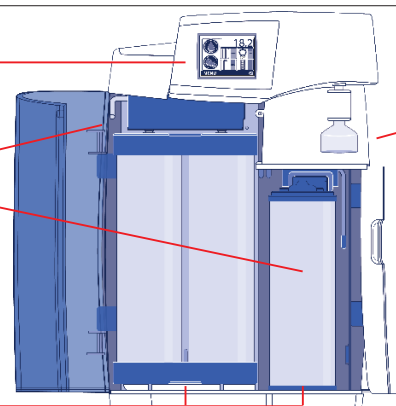
* Performance based upon RO / DI or Distillation Feed (< 20 uS/cm, < 50 ppb of TOC, 0.2 micron filtration)

System Highlights

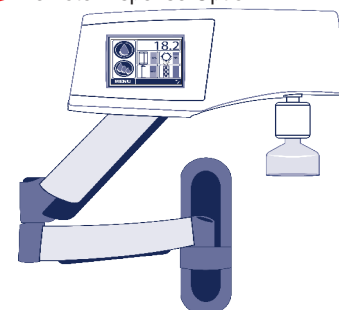
Intuitive Touch Screen Controls
 Programmable Volume Dispense
 Real-time Quality Monitoring & Alerts

Quick Change Cartridge Design

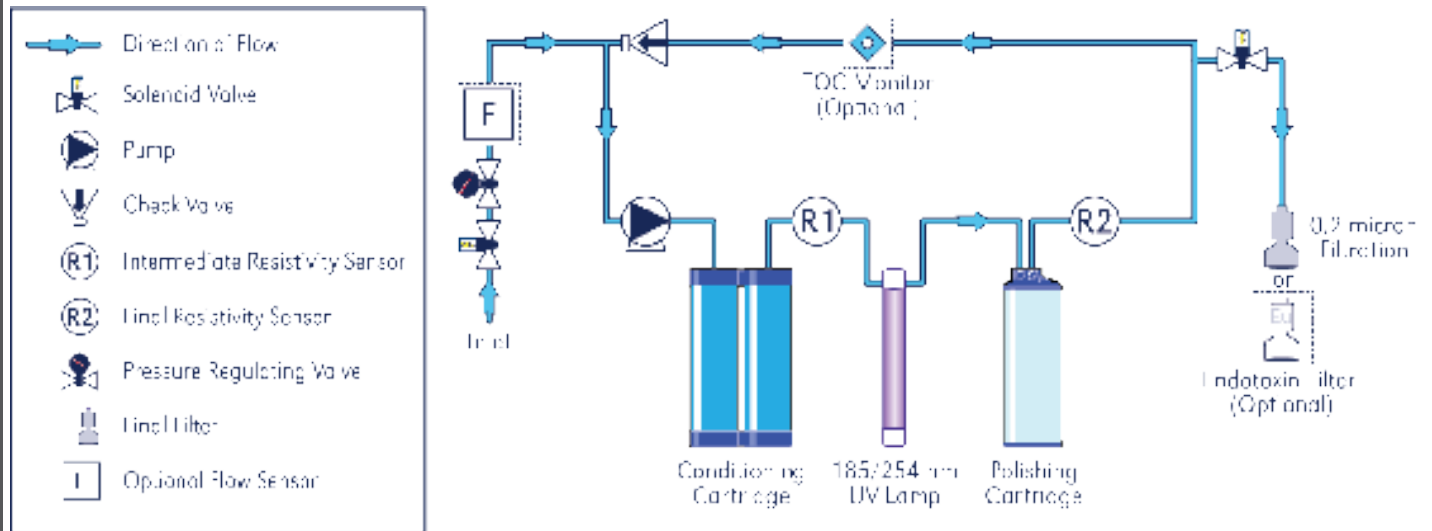
Large Capacity Cartridges filled with Premium ResinTech Media



Remote Dispense Option



Flow Diagram



Additional System Components

Product code	Description
Installed Options and Accessories*	
ARI-PHADF	Direct Feed Port
ARI-PHADG	Recirculating Dispensing Gun
ARI-PHAWB	Wall Mount Bracket
Cartridges and Filters**	
ARI-PX135001	Dual Conditioning Cartridge (RO Feed)
ARI-PX135002	Dual Conditioning Cartridge (SDI / TAP Feed)
ARI-PX115103	Polishing Ultrapure Cartridge
ARI-PX115104	Polishing Ultrapure Low Organics Cartridge
ARI-PF006402	0.2 Micron Capsule Final Filter - 1/4" MNPT x 1/4" hose barb
ARI-PF007101	0.2 Micron Capsule Final Endotoxin Filter - 1/4" MNPT x 1/4" hose barb
Consumables	
ARI-HPA016	UV Bulb 254/185nm
ARI-HPA017	Sanitization Kit (includes cartridges, test strips, and gloves)

* Must be pre-ordered for factory installation

** Not included in a system and ordered separately

Best Value in Replacement Consumables



Model Configuration (aside from Benchtop)

Remote configuration



Wall mount with dispensing gun



Wall mount bracket and dispensing gun are options, sold separately

Water Purifier - Auto Pure Type 1 Water

For most Life Sciences: Ultrapure, Biological



Benchtop **WB301UFB: 120V / WB311UFB: 220V**
Remote Dispense **WB301UFR: 120V / WB311UFR: 220V**

Water quality Type 1, 18.2 MΩ

Feed requirement < 20 uS

Flow 0.67 gpm
2.5 lpm

Water is purified using a staged purification process which includes high-purity ion exchange resins to remove dissolved minerals and pyrogen removal ultrafiltration. As water exits the system, a final filter removes particulates and bacteria to reach Type I water specifications.



■ WB Series Configuration

- Conditioning cartridge
- Polishing cartridge
- Ultrafiltration
- 0.2 micron filter

■ Features

- 2.5 LPM* of 18 MΩ Type 1 reagent water on demand
- Intuitive, user-friendly touch screen interface
- Real time quality monitoring with leak detection
- Compact design with remote dispense option
- Quick change, no tools cartridge design
- Large capacity, low cost consumable cartridges
- Premium quality ion exchange resin
- Low ownership cost

** Reported flow rate is typical but can vary depending on supply pressure and system options*

■ Applications

- Life Science
- Cell Culture
- Microbiology

■ Specifications

Model	WB301UFB/WB311UFB	WB301UFR/WB311UFR
Type	Benchtop	Remote dispense
Resistivity*	18.2 MΩ-cm	
Bacteria*	< 1 cfu/ml	
Endotoxin**	< 0.005 EU/m	
Particulates*	< 0.05 µm filtration	
TOC*	< 15 ppb	
RNase*	< 0.01 ng/ml	
Dnase*	< 4 pg/µl	
Temperature	100°F / 30°C	
Pressure	90 PSIG Max. / 20 PSIG Min.	
Flow rate (typical)	0.67 Gallons Per Minute / 2.5 Liters Per Minute < 2.0 LPM with Ultrafilter	
Inlet connection	3/8" O.D. Tubing / 9.53 mm O.D. Tubing	
Dimensions (H x W x D)	21.6 in. x 14.7 in. x 14.4 in. (54.8 cm x 37 cm x 36.5 cm)	
Weight	42 lbs. dry / 47 lbs. operating (22.7 kg dry / 25 kg operating)	
Power requirements	120V, 60 Hz @ 1.0 amp / 220V, 50 Hz @ 0.5 amp	

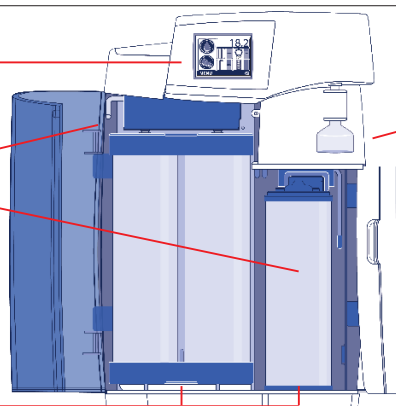
* Performance based upon RO / DI or Distillation Feed (< 20 uS/cm, < 50 ppb of TOC, 0.2 micron filtration) ** Includes Endotoxin Removal Capsule Filter

System Highlights

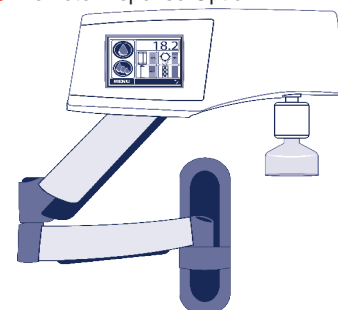
Intuitive Touch Screen Controls
 Programmable Volume Dispense
 Real-time Quality Monitoring & Alerts

Quick Change Cartridge Design

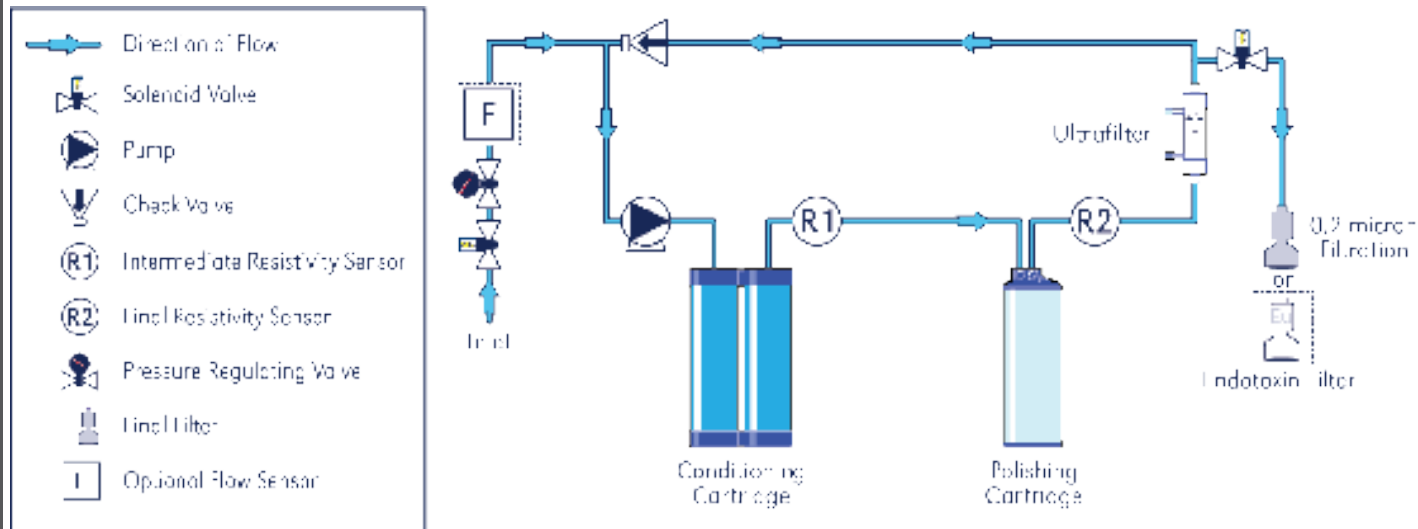
Large Capacity Cartridges filled with Premium ResinTech Media



Remote Dispense Option



Flow Diagram



Additional System Components


Product code	Description
Installed Options and Accessories*	
ARI-PHADP	Direct Feed Port
ARI-PHADG	Recirculating Dispensing Gun
ARI-PHAWB	Wall Mount Bracket
Cartridges and Filters**	
ARI-PX135001	Dual Conditioning Cartridge (RO Feed)
ARI-PX135002	Dual Conditioning Cartridge (SDI / TAP Feed)
ARI-PX115103	Polishing Ultrapure Cartridge
ARI-PX115104	Polishing Ultrapure Low Organics Cartridge
ARI-PF006402	0.2 Micron Capsule Final Filter - 1/4" MNPT x 1/4" hose barb
ARI-PF007101	0.2 Micron Capsule Final Endotoxin Filter - 1/4" MNPT x 1/4" hose barb
Consumables	
ARI-PF007105	Ultrafilter - 3/8" Quick Disconnect Fitting
ARI-HPA017	Sanitization Kit (includes cartridges, test strips, and gloves)

* Must be pre-ordered for factory installation

** Not included in a system and ordered separately

Model Configuration (aside from Benchtop)

Remote configuration

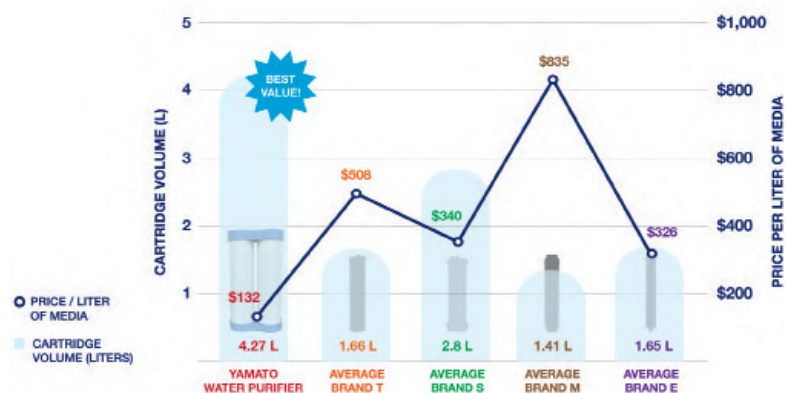


Wall mount with dispensing gun



Wall mount bracket and dispensing gun are options, sold separately

Best Value in Replacement Consumables



Water Purifier - Auto Pure **Type 1 Water**

For Genetics Testing and more: **Ultrapure, Biological, Low TOC**



**MADE
IN THE
USA**

Benchtop WG301UVUFB: 120V / WG311UVUFB: 220V
Remote Dispense WG301UVUFR: 120V / WG311UVUFR: 220V

Water quality Type 1, 18.2 MΩ

Feed Requirement < 20 uS

Flow 0.67 gpm
2.5 lpm

Water is purified using a staged purification process which includes high-purity ion exchange resins to remove dissolved minerals, ultraviolet light for bacteria sterilization and TOC reduction, and ultrafiltration for pyrogen removal and nuclease free water. As water exits the system, a final filter removes particulates and bacteria to reach Type I water specifications.



WG Series Configuration

- Conditioning cartridge
- Polishing cartridge
- UV oxidation
- Ultrafiltration
- 0.2 micron filter

Features

- 2.5 LPM* of 18 MΩ Type 1 reagent water on demand
- Intuitive, user-friendly touch screen interface
- Real time quality monitoring with leak detection
- **Compact design with remote dispense option**
- **Quick change, no tools cartridge design**
- Large capacity, low cost consumable cartridges
- Premium quality ion exchange resin
- **Low ownership cost**

* Reported flow rate is typical but can vary depending on supply pressure and system options

Applications

- Genetics
- DNE Sequencing
- Polymerase Chain Reaction (PCR)

Specifications

Model	WG301UVUFB / WG311UVUFB (Benchtop) WG301UVUFR / WG311UVUFR (Remote Dispense)
Resistivity*	18.2 MΩ-cm
Bacteria*	< 1 cfu/ml
Endotoxin**	<0.005 EU/m
Particulates*	< 0.05 µm filtration
TOC*	< 5 ppb
RNase*	< 0.01 ng/ml
Dnase*	< 4 pg/µl
Temperature	100°F / 30°C
Pressure	90 PSIG Max. / 20 PSIG Min.
Flow rate (typical)	0.67 Gallons Per Minute / 2.5 Liters Per Minute , < 2.0 LPM with Ultrafilter
Inlet connection	3/8" O.D. Tubing / 9.53 mm O.D. Tubing
Dimensions (H x W x D)	21.6 in. x 14.7 in. x 14.4 in. (54.8 cm x 37 cm x 36.5 cm)
Weight	42 lbs. dry / 47 lbs. operating (22.7 kg dry / 25 kg operating)
Power requirements	120V, 60 Hz @ 1.0 amp / 220V, 50 Hz @ 0.5 amp

* Performance based upon RO / DI or Distillation Feed (< 20 uS/cm, < 50 ppb of TOC, 0.2 micron filtration) ** Includes Endotoxin Removal Capsule Filter

Other WG Series Configuration (includes TOC Monitor)

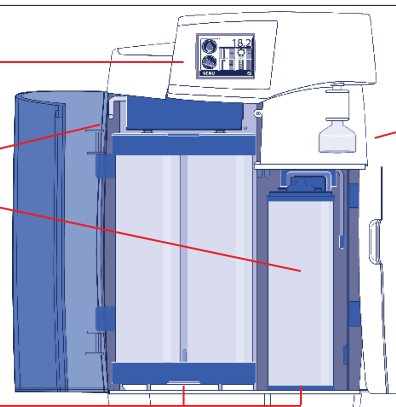
Product code and Description
WG301UVUFTB
Benchtop - with UV, UF and TOC Monitor installed, 120V/60Hz
WG311UVUFTB
Benchtop - with UV, UF and TOC Monitor installed, 220V/50Hz
WG301UVUFR
Remote Dispense - with UV, UF and TOC Monitor installed, 120V/60Hz
WG311UVUFR
Remote Dispense - with UV, UF and TOC Monitor installed, 220V/50Hz

System Highlights

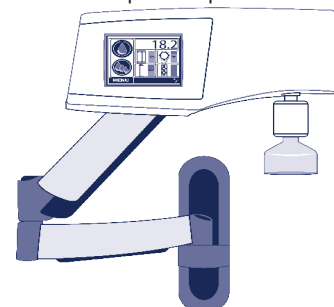
Intuitive Touch Screen Controls
 Programmable Volume Dispense
 Real-time Quality Monitoring & Alerts

Quick Change Cartridge Design

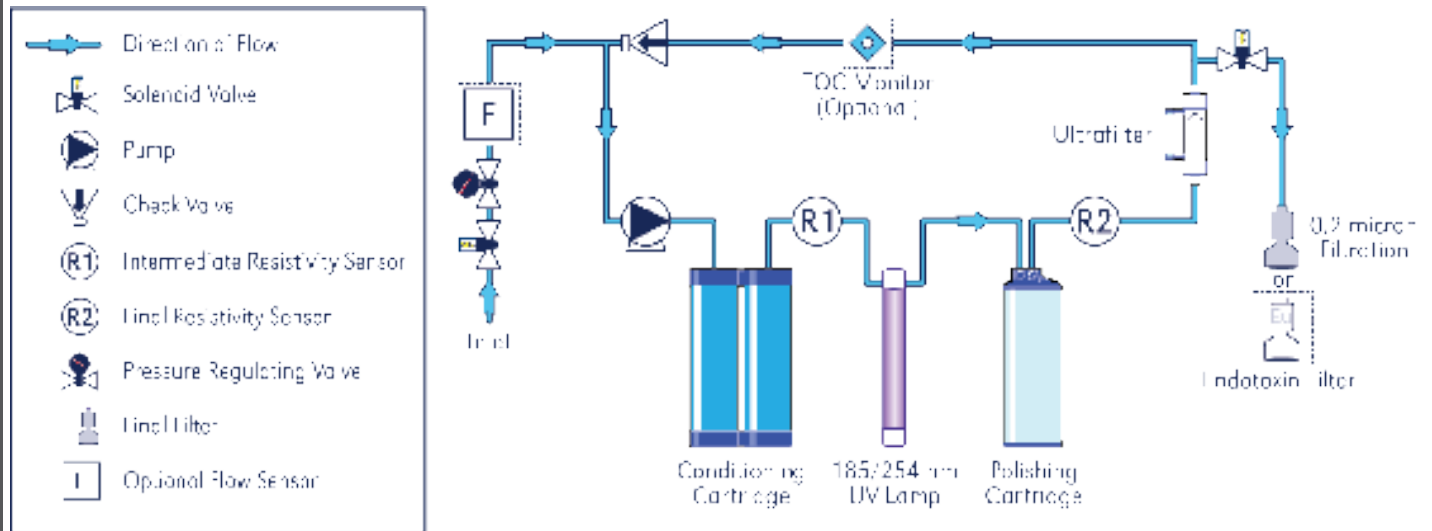
Large Capacity Cartridges filled with Premium ResinTech Media



Remote Dispense Option



Flow Diagram



Additional System Components

Product code	Description
Installed Options and Accessories*	
ARI-PHADF	Direct Feed Port
ARI-PHADG	Recirculating Dispensing Gun
ARI-PHAWB	Wall Mount Bracket
Cartridges and Filters**	
ARI-PX135001	Dual Conditioning Cartridge (RO Feed)
ARI-PX135002	Dual Conditioning Cartridge (SDI / TAP Feed)
ARI-PX115103	Polishing Ultrapure Cartridge
ARI-PX115104	Polishing Ultrapure Low Organics Cartridge
ARI-PF006402	0.2 Micron Capsule Final Filter - 1/4" MNPT x 1/4" hose barb
ARI-PF007101	0.2 Micron Capsule Final Endotoxin Filter - 1/4" MNPT x 1/4" hose barb
Consumables	
ARI-PF007105	Ultrafilter - 3/8" Quick Disconnect Fitting
ARI-HPA016	UV Bulb 254/185nm
ARI-HPA017	Sanitization Kit (includes cartridges, test strips, and gloves)

* Must be pre-ordered for factory installation

** Not included in a system and ordered separately

Model Configuration (aside from Benchtop)

Remote configuration

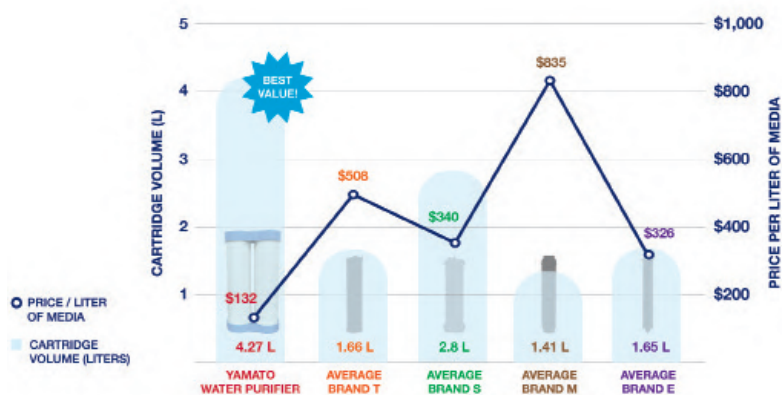


Wall mount with dispensing gun



Wall mount bracket and dispensing gun are options, sold separately

Best Value in Replacement Consumables



Water Purifier - Auto Pure Type 1 Water

For cost control: **Ultrapure**, **Economical**



WA401/WA401UV/WA201UF/WA201UVUF

Water quality Type 1 18.2 MΩ

Purity < 20 uS/cm

Flow 1.1 gpm
4.0 lpm

This system provides 4L per minute of 18.2 megohm water. A quiet recirculation pump ensures constant water purity. Water quality meets or exceeds ASTM Type I water specifications.



WA Series Configuration

- Built-in pressure regulator
- 0.2 micron filter

Features

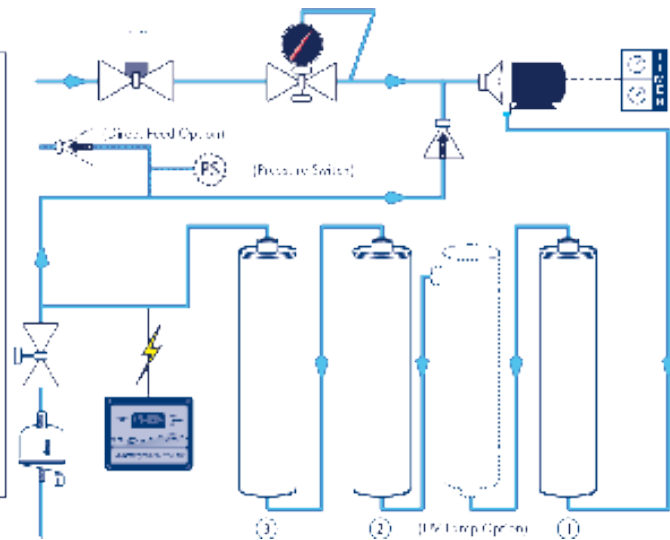
- 4.0 LPM* of 18 MΩ water
- Intuitive, touch screen for programmable water dispensing
- Fully recirculating flow of water ensures quality water upon dispensing
- **Compact design, can be wall mounted or free standing**
- **Easy cartridge replacement, no tools needed**
- **Low ownership cost**
- Variety of options available

* Reported flow rate is typical but can vary depending on supply pressure and system options

Specifications

Model	WA401 Water system with 0.2 micron capsule filter
	WA401UV Water system with 0.2 micron capsule filter and combination UV for bacteria and TOC distract WA201UF Water system with 0.05 micron capsule ultrafilter WA201UVUF Water system with 0.05 micron capsule ultrafilter and combination UV for bacteria and TOC distract
Influent Quality	
Source	Reverse Osmosis, DI or Distillation
Purity	< 20 uS/cm
Filtration	0.2 micron
Free Chlorine	< 0.05 ppm
Silica	< 2 ppm
TOC	< 50 ppb
Effluent Quality (Standard System)	
Purity	> 18 Megohm-cm
Microorganisms	< 10 CFU / mL
Chlorides	< 1 ppb
Sodium	< 1 ppb
With 0.05 micron UF Endotoxin	< 0.03 EU
Technical Data	
Pressure	90 PSIG Maximum 20 PSIG Minimum
Temperature	100°F / 30°C
Flow Rate	4.0 lpm (1.1 GPM) 2.0 lpm (0.53 GPM) with capsule filter
Connections	Inlet 3/8" Tube Outlet 1/4" FNPT
Dimensions (H x W x D)	25 in. x 23 in. x 8.5 in. (64 cm x 59 cm x 22 cm)
Weight	32 lbs dry / 38 lbs operating (14.5 kg dry / 17.3 kg operating)
Outer shell	Powder coated steel
Power requirements	120V, 60 Hz @ 1.0 amp
Options	Remote dispensing gun, 0.05 micron hollow fiber UF filter, combination high-purity/sub-micron cartridge, Reverse osmosis, direct feed option for auxiliary equipment

Flow Diagram



Optional items

Product code	Description
ARI-ARADG	Dispensing Gun with Final Filter – Factory Installed option. Recirculating gun mounted on the side of the unit with approximately 5 feet of span. User manually dispenses water.
ARI-ARAUUV	UV Combination for Bacteria and TOC
ARI-ARADF	Direct Feed port (outlet) – Factory installed option. Secondary Port on the side of the system. Used to feed ancillary equipment such as analyzers and scientific equipment. Internal pressure switch automatically keeps the system operating during a water draw condition. Minimum flow of 0.1 lpm required. Note: there is no final filter on this port. A downstream final filter may be considered.
ARI-ARAWB	Wall Mounting Bracket – Factory Installed option. Wall mounting bracket supplied with additional support base plate to the main system.
ARI-VPK3805	Tap Water Feed / Service DI – (1) Organics Pretreatment & (2) Mixed Bed Cartridges
ARI-VPK4010	RO Feed Start Up Cartridges – (3) High Purity Series Mixed Bed Cartridges
ARI-PF006402	0.2 micron capsule filter
ARI-PF006505HN	0.05 micron hollow fiber UF filter
ARI-HPA008	220 VAC External Power Converter
ARI-HPA010	Sanitization Kit
ARI-HPLRO	Reverse Osmosis Pretreatment

* VP Series cartridge sold separately

Water Purifier - Auto Pure Type 2 and Type 3 Water

For media preparation



**MADE
IN THE
USA**

WH201P/WH501P/WH201C/WH501C

Media fill

High purity
High capacity

Flow rate

0.5 gpm (1.9 lpm) /
1.25 gpm (4.7 lpm)

A pre-assembled cartridge system that provides deionized water using a staged filtration process. Water purification is provided using a 3-stage process.



WH201P

■ Stage 1

Removes particles greater than 5 micron, chlorine, and organics

■ Stages 2 & 3

Deionizers designed to remove dissolved minerals

■ Features

- Turn-key system for low cost - on demand service
- Resistivity light included for visual indication of cartridge replacement
- Available in high purity and high capacity configurations
- Available in 2-1/2" and 4-1/2" diameter configurations
- Outlet isolation valve, spanner wrench and associated tubing provided
- **Economically produces DI water**

■ Applications

- *High purity models: WH201P and WH501P: use low odor mixed bed cartridges for applications requiring better than 10 MΩ water quality*
General deionization, battery water filling, humidification, hydrogen generator, glassware rinse, glassware washer, sterilizers
- *High capacity models WH201C and WH501C: provide water quality better than 50 KΩ, for less corrosive applications, ideal for scale reduction and non-stainless steel piping systems*
Environmental chambers, sterilizers, ultrasonic cleaners, chiller loops

■ Specifications

Model	WH201P	WH501P	WH201C	WH501C
Distilled water capacity in gallons				
FEEDWATER <i>Total Dissolved Solids (TDS as CaCO₃)</i>	High Purity DI Water <i>Better than 10 Megohm</i>		High Capacity DI Water <i>Better than 50 Kohm</i>	
10 ppm*	2650	6800	3000	8000
100 ppm	265	680	300	800
300 ppm	90	225	100	265
500 ppm	50	135	60	160
Filter technology	(1) 10" Carbon Block (2) 20" High Purity	(1) 10" Carbon GAC (2) 20" High Purity	(1) 10" Carbon Block (2) 20" High Capacity	(1) 10" Carbon GAC (2) 20" High Capacity
Bowl diameter	2.5"	4.5"	2.5"	4.5"
Resistivity light	200 KΩ	200 KΩ	20 KΩ	20 KΩ
Flow rate	0.5 gpm / 1.9 lpm	1.25 gpm / 4.7 lpm	0.5 gpm / 1.9 lpm	1.25 gpm / 4.7 lpm
Total capacity grains as CaCO ₃	1800	4760	2160	5710
Typical effluent	10 MΩ-cm	10 MΩ-cm	50 KΩ-cm	50 KΩ-cm
Connection	Inlet - 3/8" O.D. tubing Outlet - 1/2" hose barb			
Pressure	10 PSIG minimum 100 PSIG maximum			
Temperature (max)	100°F			
Filter housing	Polypropylene			
Bracket	Painted steel			
Dimensions (H x W x D)	24"x 20"x 6	26"x 36"x 9	24"x 20"x 6	26"x 36"x 9
Shipping weight	24 lbs.	55 lbs.	24 lbs.	55 lbs.
Voltage	120V			

* Typical water quality with reverse osmosis pre-treatment



WH501P

■ Cartridge Replacement Kits

Product code	Description	Contents	Suitable Model
ARI-HYK001	High Purity Cartridge Replacement Kit	(1) 2.5" x 10" Carbon Block (2) 2.5" x 20" Mixed Bed	WH201P
ARI-HYK002	High Purity Cartridge Replacement Kit	(1) 4.5" x 10" Carbon GAC (2) 4.5" x 20" Mixed Bed	WH501P
ARI-HYK009	High Capacity Cartridge Replacement Kit	(1) 2.5" x 10" Carbon Block (2) 2.5" x 20" High Capacity	WH201C
ARI-HYK010	High Capacity Cartridge Replacement Kit	(1) 4.5" x 10" Carbon GAC (2) 4.5" x 20" High Capacity	WH501C



2.5" Cartridge Replacement Kit



4.5" Cartridge Replacement Kit

■ Replacement Resistivity Lights

Product code	Description
ARI-CL20K50	20 Kohm Resistivity Light
ARI-CL200K50	200 Kohm Resistivity Light
ARI-CL2MG50	2 Megohm Resistivity Light

Reverse Osmosis Pre-treatment

Perfect addition to any lab water system!



HPL-RO

System output

100g/day

Rejection rate

>93 % total dissolved solids

HPL-RO system uses feed water pressure to purify the water through a reverse osmosis membrane. The 4-stage filtration process reduces dissolved salts and organics from the water. The permeate water is conveniently stored in storage tank while the concentrated salts are sent to drain.

The HPL-RO system can increase the DI cartridge capacity by 10 times. For low Total Organic Carbon (TOC) applications, reverse osmosis can significantly reduce levels to allow the polishing system to remove the final trace amounts.



■ Features

- Wall mounted design
- Four stage filtration
- Fourteen (14) gallon bladder tank
- Easy filter changes
- Variety of option including booster pump and high capacity membranes
- **Low ownership cost**

■ Specifications

Model	HPL
System output	100 gallons / day
Rejection rate	>93 % total dissolved solids
Sediment filter	5.0 micron
Carbon filter	GAC media
Post filter	1.0 micron
R.O. System dimensions	18" x 16" x 5"
Bladder tank dimensions	26.5" x 16" (14 gallon)
Overall weight	38 lbs. (17.3 kg)

■ Options

Product code	Description
ARI-HPLRO	75 Gallon Per Day Reverse Osmosis Pretreatment with 14-Gallon Bladder Tank
ARI-HPLRO200	200 Gallon Per Day Reverse Osmosis Pretreatment
ARI-HPLRO300	300 Gallon Per Day Reverse Osmosis Pretreatment
ARI-ROBladder40	40-Gallon Bladder Storage Tank
ARI-ROBladder80	80-Gallon Bladder Storage Tank
ARI-AFK005	HPL-RO Pretreatment Kit for 75, 200, and 300 GPD Systems
ARI-AM127010	HPL-RO Membrane, 100 GPD, TFC
ARI-AM147020	HPL-RO Membrane, 200 GPD, TFC
ARI-AM217030	HPL-RO Membrane, 300 GPD, TFC

NOTES

[illegible]

New! Water Purifier - Auto Still®


MADE
IN
JP

WG253-115V WG253-220V / WG1013

Distilled water production	1.5L/h (WG252)	5L/h (WG1012)	Treatment process	Ion exchange→Distillation→Filtration	Purified water	Deionized water Distilled water	Water quality	Type1 / A4 Deionized water	Type2 / A4 Distilled water
----------------------------	----------------	---------------	-------------------	--------------------------------------	----------------	------------------------------------	---------------	-------------------------------	-------------------------------



WG253



WG1013

Features

- Two independent dispensers for water sampling
Handy dispenser for easy collection of water.
Dispenser is divided into 2 parts: deionized water and distilled water.
- 7-inch LCD touch panel system
Improved visibility and operability
- Consumable management functions
Displays replacement history of consumables such as ion resin, and the replacement method with figures and explanations. In addition, it provides a consumables advance notice (replace soon) and replacement notice (replace).
- Trend graph
Displays trend graph of water quality and temperature. Can also graph consumable replacement notifications and error occurrence information.
- Easy replacement of ion-exchange resin
Easy replacement through a one-touch joint. Possible to add 2 cartridges to reduce frequency of cartridge replacement.
- Large water tank
Large distilled water tank with capacity of 30L (WG253) and 100L (WG1013)
- Improved design
More compact width and depth.
Unit can be easily installed in small spaces.

Easy to use slide out type water sampling tray with drainage eliminating concerns about overflowing water discharge

Specifications

Model	WG253-115V WG253-220V	WG1013
Water purifying method	Ion exchange→Distillation→Filtration	
Purified water	Deionized water and distilled water	
Distilled water production ^{*1}	~1.5L/h	~5L/h
Distilled water delivery rate ^{*1}	~2.5L/min (with variable flow rate function)	
Deionized water delivery rate ^{*2}	~1.0L/min (with variable flow rate function)	
Range of production ^{*3}	0.1~30L / continuous water collection	0.1~100L / continuous water collection
Condenser	Hard glass	
Heater	Ceramic heater 1.2kW	Ceramic heater 1.9kW x 2
Pre-treatment cartridge	0.1µm hollow fiber membrane + activated carbon (PWF-1)	
Ion-exchange resin cartridge <i>(must be purchased separately)</i>	CPC-S 4L x 1 pc. (activated carbon high-purity cartridge)	CPC-S 4L x 2 pcs. (activated carbon high-purity cartridge)
Final filtration	0.1µm membrane filter x 2	
Leakage detection	Water leakage detector forcefully shuts off feed water solenoid valve when water leakage detected	
Distilled water tank capacity	30L polyethylene tank	100L polyethylene tank
Distilled water UV sterilization	Optional	
Water sampling tray	Slide out type, load-bearing capacity 10kg, for 5L beaker	
Multipurpose distilled water outlet	For connecting Φ8 hard tube (right side of main body)	
Standard raw water requirement	~2.0L/min	~2.6L/min
Raw water pressure range	0.05-0.5 MPa	0.1-0.5 MPa
Distilled water tank full water setting	2, 10, 20, 30L	10, 30, 60, 90L
Power source (50/60 Hz)	AC115V 11A / AC220V 6A with external transformer	AC220V 18A with external transformer
External dimension ^{*4}	W540 x D570 x H775 mm	W550 x D570 x H1715 mm
Weight	~63kg	~113kg
Water level display	LED display	
Water quality display	Digital (conductivity or resistivity)	
Other displays	Notification: Consumables replacement / Periodic maintenance, Alarm: Water outage / Trend data recording impossible / Power failure / Distilled water quality deterioration, Abnormality: Controller / Water leakage / Heater overheating / disconnection / Tank water level gauge / Boiler water level, Water level gauge / Boiler drainage route / Cooling water / Water quality meter / Water sampling pump, / Ion exchange water flow reduction / Water sampling route	
Included accessories	1 water supply hose (2m), 1 water supply hose filter, 1 connection hose assembly, 1 can stone cleaner, 1 pretreatment cartridge, 1 air vent filter, 2 membrane filters, 2 filter covers, 2 magnet hooks, adjuster fixing bracket (WG1013 only)	
Operational accessory	Ion exchange resin cartridge (must be purchased separately)	

^{*1} Performance data above is based on 23°C ±5°C room temperature, and 65% RH ±20% humidity.

^{*2} The guaranteed performance range is raw water pressure 0.2 -0.5 MPa.

Operating ambient temperature range for this unit is between 5°C and 35°C. Keep temperature range of raw water between 5°C-30°C. When raw water temperature is high, the drainage temperature may also be high. If temperature exceeds 60°C, a drain pipe is required.

Water dispensing volume varies depending on water temperature.


^{*3} Accuracy of quantitative water sampling is approximately 10%.

^{*4} Dimensions excludes protrusions.

Control Panel



Independent Dispensers



WG253

Two independent dispensers for water sampling



WG1013

Water sampling tray



with drainage function

WG253 step



Optional items

Product code	Product name
281333	Stand (W540 x D660 x H800mm). Caster with adjuster. For WG253
281334*	Sterilization light for WG253. Cannot be installed after delivery.
281335*	Sterilization light for WG1013. Cannot be installed after delivery.
281337	Water supply joint
281339	Tap water pressure reducing valve
281340*	Drain trap
281344	Water outlet cover

* Please specify when ordering main unit.

For complete list of optional items, please refer to WG253/1013 Instruction Manual.



Stand



Tap water pressure reducing valve



Water outlet cover

Consumable parts

Product code	Description
253099	Pre-treatment cartridge PWF-1
253080	Ion-exchange resin cartridge CPC-S
9020010004	Membrane filter (2 pcs. / set) MFRL727
LT00040430	Air vent filter for tank YAVF-1
253773	Replacement sterilization light for WG253/1013 OWG28



Pre-process cartridge



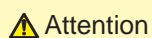
Membrane filter



Ion-exchange resin cartridge



Air vent filter for tank



Attention

- Handle drain hose carefully.
- Attach water supply hose to a faucet with a sink.
- When the sink is remote from the faucet, use optional water supply port unit.

- Keep original water pressure within the specified pressure range.
- Never use in flammable or explosive gas atmosphere.

Small Capacity Water Purifier - Auto Still®

MADE
IN
JP

WG205-115V WG205-220V

Production
capacity

1.5L/h

Treatment
process

Ion-exchange→Distillation

Purified
water

Deionized water
Distilled water

Water quality

Type 1 / A4 level
Deionized water

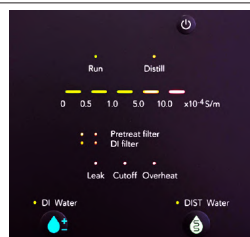
Type 2 / A4 level
Distilled water

Low cost high purity water purifier



- Pre-treatment cartridge removes bacteria, trihalomethane, residual chlorine, organic and dust
- Easy replacement of ion exchange resin
- Optional membrane filter at water sampling port
- Displays replacement of consumables
- Equipped with automatic boiler drainage function
- Compact. Can be installed in areas with limited space.

Control Panel



Specifications

Model	WG205-115V / WG205-220V
Water purifying method	Ion-exchange→Distillation
Purified water	Deionized water and distilled water
Distilled water production *1	~1.5L/h
Distilled water delivery rate *1	~1.5L/min
Deionized water delivery rate*2	~1.0L/min
Range of production *1	Continuous production
Condenser	Hard glass
Heater	Ceramic heater 1.2kW
Pre-treatment cartridge	0.1µm diameter hollow fiber membrane + activated carbon (PWF-1)
Ion-exchange resin cartridge (must be purchased separately)	CPC-S 4L x 1 pc. (activated carbon high-purity cartridge)
Final filtration	Optional membrane filter
Leakage indication	Water supply solenoid valve forcibly shuts off when water leakage detected
Distilled water tank capacity	20L polyethylene tank
Multi-purpose distilled water sampling port	For Φ8 rigid tube connection (right side of main unit)
Water level sensor	Float switch 2-stage detection
Raw water pressure range	0.5~5 MPa
Standard raw water requirement	~2.0L/min
Water level display	Communication pipe water level indication
Water quality display	5 stage conductivity LED indication
Other display	Consumable replacement time indication (ion-exchange resin cartridge)
Power source (50/60 Hz)	AC115V 11A / AC220V 6A with external transformer
External dimension*3	W540 x D575 x H775mm
Weight	~55kg
Included accessories	1 water supply hose (2m) 1 water supply hose filter 1 connection hose assembly 1 can scale cleaner 1 pretreatment cartridge
Operational accessory	1 ion exchange resin cartridge (must be purchased separately)

*1 Performance data above is based on 23°C ±5°C room temperature, and 65% RH ±20% humidity. Operating ambient temperature range for this unit is between 5°C and 35°C. Keep temperature range of raw water between 5°C-30°C. When raw water temperature is high, the drainage temperature may also be high.

*2 The guaranteed performance range is raw water pressure 0.2 -0.5 MPa. Water dispensing volume varies depending on water temperature.

*3 Dimensions excludes protrusions.

Optional items

Product code	Product name
281333	Stand (W540 x D660 x H800mm). Caster with adjuster.
281336	Water dispensing hose unit. Length 2m.
281337	Water supply joint
281339	Tap water pressure reducing valve
281340*	Drain trap
281344	Water outlet cover

* Please specify when ordering main unit.

For complete list of optional items, please refer to WG205 Instruction Manual.



Stand



Tap water pressure reducing valve



Water outlet cover

Consumable parts

Product code	Product name
253099	Pre-treatment cartridge PWF-1
253080	Ion-exchange resin cartridge CPC-S
9020010004	Membrane filter (2 pcs. / set) MFRL727
9020020001	Tank air vent filter AVF-1 (4210)



Pre-treatment cartridge



Ion-exchange cartridge



Membrane filter



Tank air vent filter

Attention

- Avoid tangling the drain hose
- Attach water supply hoses to the faucet with sink
- When sink is separate from the faucet, please use optional Water Supply Port Unit
- Raw water pressure should be within specified pressure range
- Avoid flammable or explosive gas atmosphere

NOTES

This image shows a full page of white paper with horizontal dashed lines, typical of primary-ruled notebook paper. The lines are evenly spaced and run across the width of the page. There are no margins, text, or other markings present.

Benchtop Water Purifier - Pure Line®



WE200

Treatment
process

Ion-exchange

Purified water

Deionized water

Water quality

Type 1 / A4



Type 1 (ASTM D 1193) / A4 (JIS K 0057) level purity benchtop water purifier

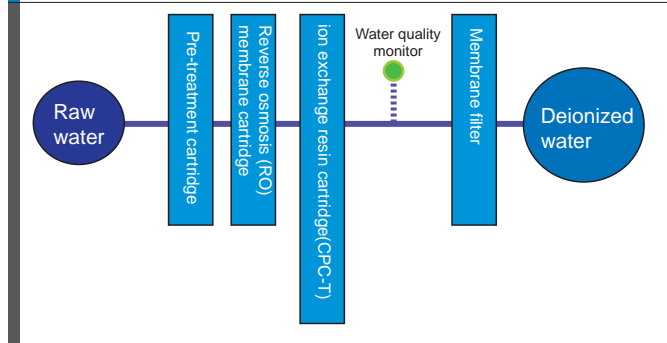
- Suitable for high sensitivity trace analysis
- Lower running cost
- By adopting reverse osmosis (RO) membrane cartridge set, life span of consumables has been expanded significantly
- Benchtop type, space saving
- Easy water sampling by attaching to water faucet
- Easy to operate digital display
- Displays replacement of consumables and its exchange history
- Standard equipped with membrane filter to protect pure water production from contamination
- Electromagnetic valve equipped at sampling water port for leakage prevention
- Universal power supply: works with 100-240VAC

Specifications

Model	WE200
Purified water	Deionized water: compliant with ASTM D 1193 Type1 / JIS K0557 A4
Water purifying method	RO membrane→ion exchange→filtration
Pure water delivery rate	0.5~1.0L/min continuous production
Raw water filter	Pre-treatment cartridge (activated charcoal + 0.1μm hollow fiber membrane)
Filtration	Reverse osmosis membrane RO
Ion-exchange resin cartridge	2L ion exchange resin containing activated charcoal (CPC-T)
Final filtration	0.1μm membrane filter
Leakage detection	Water supply solenoid valve forcibly shut off when leak is detected
Raw water press range	0.13~0.5MPa (1.3~5.0kgf/cm ²)
Raw water temperature range	10~30°C
Water sampling port	250mm above floor, RC1/4 (connected with membrane filter)
Drainage port	ø10 rigid tube
Drainage rate	Maximum 2L/min.
Safety device	Water cut-off error, water quality sensor error, controller error, pressure limit error, leak error, flow alarm/error, earth leakage
Power source (50/60Hz)	Single phase AC100~240V 1.3A or less
External dimensions (mm)	W350 x D430 x H 470
Weight	~30kg
Water quality display	7-segment LED display (conductivity / resistivity / water temperature)
Other display	Consumables replacement display (ion exchange resin, pre-treatment cartridge, reverse osmosis (RO) membrane, membrane filter), warning / error display
Included accessories	Supply / drain water hoses, pre-treatment cartridge, reverse osmosis (RO) membrane cartridge set, membrane filter, power cord, seal tape
Operational accessory	Ion-exchange cartridge CPC-T (<i>must be purchased separately</i>)

*This unit must be connected to drainage facility.

Treatment Process



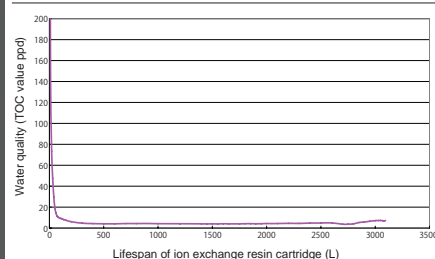
Water Quality Analysis

Item	ASTM D 1193 Standard Type 1	JIS K 0057 Standard A4	Measured value	ASTM D 1193 level	JIS K 0057 level
Electrical conductivity ($\mu\text{S}/\text{cm}$)	<0.056	<1	0.055	Type 1	A4
Organic carbon ($\mu\text{g}/\text{l}$)	<50	<50	5	Type 1	A4
Zinc ($\mu\text{g Zn}/\text{l}$)	-	<0.1	<0.1	-	A4
Silica ($\mu\text{g SiO}_2/\text{l}$)	<3	<2.5	0.5	Type 1	A4
Chloride ion ($\mu\text{Cl}/\text{l}$)	<1	<1	<0.5	Type 1	A4
Sulfate ion ($\mu\text{SO}_4^{2-}/\text{l}$)	-	<1	<1.0	-	A4
Total level				Type 1	A4

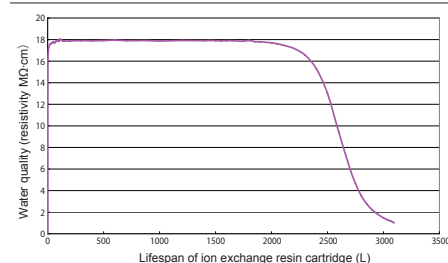
*Quality of raw water may cause different results.

*For water quality comparison JIS K 0057 ↔ ASTM D 1193 refer to page 115 of the general catalog.

■ Ion exchange resin lifespan test (TOC value)




■ Ion exchange resin lifespan test (resistivity value)



■ Optional items



Water sampling stand



Foot switch

Product code	Product name
253266	Water sampling stand (supplied in connection kit) OWL40
253278	External alarm output terminal OWE10
253279	Remote water sampling terminal OWE12
253280	Foot switch OWE14
253686	Water supply port unit OWH10

■ Consumable parts



Pre-treatment cartridge



Reverse osmosis (RO) membrane cartridge set



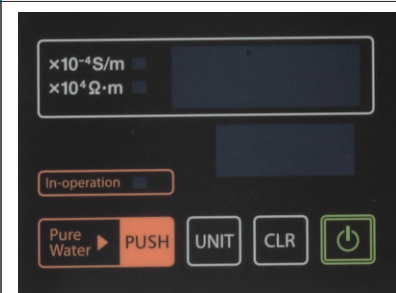
Ion-exchange resin cartridge CPC-T



Membrane filter

Product code	Product name
253099	Pre-treatment cartridge
253257	Reverse osmosis (RO) membrane cartridge set
253256	Ion-exchange resin cartridge CPC-T
9020010004	Membrane filter

Control Panel



Supply / Drain Port (Back of main unit)



SINCE 1889



Yamato Scientific
America

2040 CORPORATE COURT
SAN JOSE, CA 95131
408.235.7725
1.800.292.6286

www.yamato-usa.com