

Yamato Glassware Washers

Contents

Semi-automatic Glassware Washer

AW47 ----- Page 3

Fully-automatic Glassware Washer

AW62 ----- Page 4

NOTES

Handwriting practice lines consisting of 20 horizontal dashed lines.

Semi-automatic Benchtop Glassware Washer



AW47-115V / AW47-220V

Capacity

Test tube 450 pcs. (16.5ml)
Volumetric flask 36 pcs. (100ml)

Washing
water temp.

Room temp. ~60°C

Washing time

Setting range 0~60 min.



Easy to use benchtop semi-automatic glassware washer

- Semi-automatic washer, easy to operate by simply setting time then start
- Upward and downward two-way pressurized water jet method with rotating jet nozzles bring high level cleaning. Detergent washing is also available
- With built-in water heater, no boiler piping and water heating system are required
- Optional jet rack is available for hard to clean targets, such as glassware with narrow neck or body

Control Panel

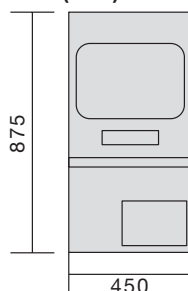


Specifications

Model	AW47-115V AW47-220V
Cleaning method	Upward and downward two-way pressurized water jet method Rotating jet nozzles (fixed when using jet rack)
Washing water temp.	Room temp. ~ 60°C
Water heater	Built-in heater 1kW, room temperature to 60°C
Supply water pressure	0.1~0.3MPa
Glassware stand	Table (Standard), racks (optional)
Water supply	Electromagnetic valve open/close
Water drain	Natural drainage by water level gap
Exterior material	Chrome-free electric galvanized steel plate, chemical-resistant paint
Interior material	Stainless steel
External dimensions	W450 x D490 x H875mm
Internal dimensions	W420 x D450 x H570mm
Pump	200W
Spin table	Dia. 420mm
Door	Drop down style
Weight	~43kg
Power source (50/60Hz)	AC115V 13A AC220V 7A
Included accessories	Water supply hose (with coupler) 2m 1pc. Drain hose (I.D.25.4mm) 1.5m 1pc. Vinyl cover 1pc. Phosphorus-free detergent 1kg (50ml measuring spoon 1pc.) Water supply unit 1set
Consumable	Phosphorus-free detergent

* Protrusions excluded

Dimensions (mm)



Optional items



(1) Jet rack (glassware not included)



(2) Test tube rack (glassware not included)



(3) Phosphorus-free detergent

No.	Product name	Description	Product code
(1)	Jet rack	Hold up to 36 pcs. of 100ml flask	291090
(2)	Test tube rack	Hold up to 450 pcs. of ø18.5mm test tube	291091
(3)	Detergent	Phosphorus-free detergent 8kg	8190026001

Fully-automatic Benchtop Glassware Washer



AW62

Capacity Test tube 600 pcs. (16.5ml)
Volumetric flask 42 pcs. (100ml)

Washing water temp. 45~80°C

Washing time Setting range 0~30 min.

Rinsing time Setting range 0~30 min.

Compact and powerful automatic benchtop washer with spin table helps reduce laboratory glassware cleaning workload


- All processes from wash to rinse are fully automatic. Each process is displayed on indicator
- Final rinse (option) with purified water available
- Water purifier connection is possible for pure water rinse process
- Wash process and time can be set according to glassware shape and contamination level
- Cleaning water temperature impacts the final cleaning results. With built-in water heater, no boiler piping and water heating system are required
- Powerful upward and downward two-way pressurized water jet method
- Optional jet rack is available for hard to clean targets, such as glassware with narrow neck or body



Optional items




Combination with water purifier



Jet rack (glasswares not included)



Beaker rack (glasswares not included)



Test tube rack (glasswares not included)



Flask rack (glasswares not included)



Phosphorus-free detergent

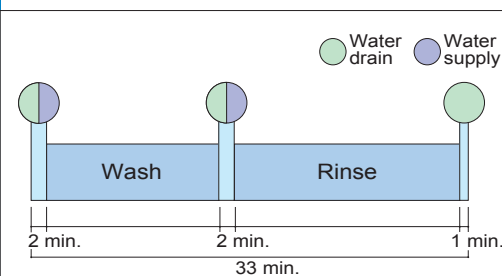
No.	Product name	Description	Product code
(1)	Pure water supply unit	With built-in 20L purified water tank	291017
(2)	Jet rack	Hold up to 42 pcs. of 100ml flask	291086
(3)	Beaker rack	Hold up to 85 pcs. of 50ml beaker	291081
(4)	Test tube rack	Hold up to 600 pcs. ø16.5mm test tube	291082
(5)	Flask rack	Hold up to 68 pcs. 60ml flask	291083
(6)	Detergent	Phosphorus-free detergent 8kg	8190026001
(7)	Ion-exchange resin cartridge	Ion-exchange resin 3L	CPCN30010

Specifications

Model	AW62
Cleaning method	Two direction pressurized water jet method, fixed jet nozzle
Cleaning cycle	Wash (setting range: 0~30min.) Rinse (setting range: 0~30min.) Purified water rinse (optional) when connected with water purifier, Rinse clean with 20L purified water
Water supply	Room temp. ~ 60°C
Washing water temp.	45~80°C
Water heater	Built-in heater 6kW
Supply water pressure	0.1~0.3MPa
Glassware stand	Spin table (Standard), racks (optional)
Water supply	Controlled by electromagnetic valve open/close, water level adjustable by water level control switch
Water drain	Natural drainage by water level gap
Exterior material	Chrome-free electric galvanized steel plate, chemical-resistant paint
Interior material	Stainless steel
External dimensions	W600 x D620 x H940mm
Internal dimensions	W594 x D572 x H564mm, effective height: 345mm
Spin table	Dia.550mm (max. load bearing: 25kg)
Pump	Three phase AC220V 250W
Door	Drop down style (can stop at any position)
Weight	~90kg
Power source (50/60Hz)	Three phase AC220V 17A
Accessories	Water supply hose (with coupler) 2m 1pc., drain hose (I.D.25.4mm) 1.5m 1pc. Phosphorus-free detergent 1kg (50ml measuring spoon 1pc.) Vinyl cover, main jet nozzle cleaning needle 1pc. Water supply unit
Consumable	Phosphorus-free detergent

* Protrusions not included.

Process Time Schedule



Dimensions (mm)

